



City Council and Successor Agency to the Brea Redevelopment Agency Agenda

Tuesday, February 19, 2019

6:00 p.m. - Closed Session

6:45 p.m. - Study Session

7:00 p.m. - General Session

Christine Marick, Mayor

Marty Simonoff, Mayor Pro Tem

Cecilia Hupp, Council Member

Glenn Parker, Council Member

Steven Vargas, Council Member

This agenda contains a brief general description of each item Council will consider. The City Clerk has on file copies of written documentation relating to each item of business on this Agenda available for public inspection. Contact the City Clerk's Office at (714) 990-7756 or view the Agenda and related materials on the City's website at www.cityofbrea.net. Materials related to an item on this agenda submitted to the Council after distribution of the agenda packet are available for public inspection in the City Clerk's Office at 1 Civic Center Circle, Brea, CA during normal business hours. Such documents may also be available on the City's website subject to staff's ability to post documents before the meeting.

Procedures for Addressing the Council

The Council encourages interested people to address this legislative body by making a brief presentation on a public hearing item when the Mayor calls the item or address other items under **Matters from the Audience**. State Law prohibits the City Council from responding to or acting upon matters not listed on this agenda.

The Council encourages free expression of all points of view. To allow all persons the opportunity to speak, please keep your remarks brief. If others have already expressed your position, you may simply indicate that you agree with a previous speaker. If appropriate, a spokesperson may present the views of your entire group. Council rules prohibit clapping, booing or shouts of approval or disagreement from the audience. PLEASE SILENCE ALL PAGERS, CELL PHONES AND OTHER ELECTRONIC EQUIPMENT WHILE COUNCIL IS IN SESSION. Thank you.

Special Accommodations

In compliance with the Americans with Disabilities Act, if you need special assistance to participate in this meeting, please contact the City Clerk's Office at (714) 990-7757. Notification 48 hours prior to the meeting will enable City staff to make reasonable arrangements to ensure accessibility. (28 CFR 35.102.35.104 ADA Title II)

Important Notice

The City of Brea shows both live broadcasts and replays of City Council Meetings on Brea Cable Channel 3 and over the Internet at www.cityofbrea.net. Your attendance at this public meeting may result in the recording and broadcast of your image and/or voice as previously described.

CLOSED SESSION
6:00 p.m. - Executive Conference Room
Level Three

CALL TO ORDER / ROLL CALL - COUNCIL

1. Public Comment

Closed Session may convene to consider matters of purchase / sale of real property (G. C. §54956.8), pending litigation [G.C. §54956.9(d)(1)], potential litigation [G.C. §54956.9(d)(2)(3) or (4)], liability claims (G. C. §54961) or personnel items (G.C. §54957.6). Records not available for public inspection.

2. Conference with City's Labor Negotiator Pursuant to Government Code §54957.6 Regarding the Brea Management Association (Non-Safety); Brea City Employees' Association (BCEA); Administrative and Professional Employees' Association (APEA); Brea Fire Association (BFA); Brea Fire Management Association (BFMA); Brea Police Association (BPA); and the Brea Police Management Association (BPMA); Executive and Part-Time Employees - Chris Emeterio, Negotiator, Cindy Russell, Negotiator, and Mario E. Maldonado, Negotiator.

STUDY SESSION
6:45 p.m. - Executive Conference Room
Level Three

CALL TO ORDER / ROLL CALL - COUNCIL

3. Public Comment

4. Clarify Regular Meeting Topics

REPORT

5. Council Member Report/Requests

GENERAL SESSION
7:00 p.m. - Council Chamber
Plaza Level

CALL TO ORDER/ ROLL CALL - COUNCIL

6. Pledge of Allegiance: Girl Scout Troop 1104

7. Invocation: Torrian Scott, Harvest International Church

8. **Presentations - Outgoing Commission and Committee Members**
9. **Oath of Office for Newly Appointed Commission and Committee Members**
10. **Report - Prior Study Session**
11. **Community Announcements**
12. **Matters from the Audience**
13. **Response to Public Inquiries - Mayor / City Manager**

ADMINISTRATIVE ITEM - *This agenda category is for City Council consideration of a wide variety of topics related to the City's operations. Public comments regarding items in this section should be presented during "Matters from the Audience."*

14. **Wildlife Management Plan – Coyotes** - Adopt Coyote Management Plan and first reading of Ordinance No. 1209, prohibiting feeding or making food available to non-domesticated animals.

Attachments

Wildlife Watch Testimonials

Ordinance Prohibiting Feeding of Non-Domesticated Animals

Brea Coyote Management Plan

CONSENT CALENDAR - *The City Council/Successor Agency approves all Consent Calendar matters with one motion unless Council/Agency or Staff requests further discussion of a particular item. Items of concern regarding Consent Calendar matters should be presented during "Matters from the Audience."*

CITY COUNCIL - CONSENT

15. **January 29, 2019 City Council Special Meeting Minutes** - Approve.

Attachments

Draft Minutes

16. **February 5, 2019 City Council Regular Meeting Minutes** - Approve.

Attachments

Draft Minutes

17. **Agreement with TriMark Raygal, LLC (TriMark) for the Purchase of Kitchen Equipment for the Brea Senior Center** - Approve the agreement with TriMark Raygal, LLC (TriMark) for the purchase of Kitchen Equipment for the Brea Senior Center in the amount of \$156,991.99. The Fiscal Year 2018-19 budget for the Capital Improvement Project 7944, Senior Center Kitchen Enhancements, has sufficient funding available for this purchase of equipment.

Attachments

Agreement

18. **Monthly Report of Investments for the City of Brea for Period Ending December 31, 2018** - Receive and file.

Attachments

Attachment A

19. **January Outgoing Payment Log and February 8 and 15, 2019 City Check Registers** - Receive and file.

Attachments

Payment Log

2-08-19 City Check Register

2-15-19 City Check Register

CITY/ SUCCESSOR AGENCY - CONSENT

20. **Monthly Report of Investments for the Successor Agency to the Brea Redevelopment Agency for Period Ending December 31, 2018** - Receive and file.

Attachments

Attachment A

ADMINISTRATIVE ANNOUNCEMENTS

21. **City Manager**

22. **City Attorney**

COUNCIL ANNOUNCEMENTS

ADJOURNMENT

City of Brea

COUNCIL COMMUNICATION

TO: Honorable Mayor and City Council Members
FROM: Bill Gallardo, City Manager
DATE: 02/19/2019
SUBJECT: Adopt Wildlife Management Plan – Coyotes

RECOMMENDATION

Adopt Coyote Management Plan and ordinance prohibiting feeding or making food available to non-domesticated animals.

BACKGROUND/DISCUSSION

In 2018, the County of Orange hosted a forum in the City addressing coyotes in the community. Representatives from Orange County Animal Care and the California Department of Fish and Wildlife (CDFW) presented to a room filled with Brea citizens ways to keep their properties and pets safe from coyotes. One suggestion was the formation of a Wildlife Watch program where residents are trained by volunteers from CDFW to proactively address, prevent and manage nuisance wildlife issues in their own neighborhoods. Modeled after the well-known Neighborhood Watch program, Wildlife Watch partners residents with their city and county governments to identify and eliminate wildlife attractants. The program is sponsored by CDFW, but is ultimately run and maintained by a network of committed agencies, community groups and individuals who have completed the Wildlife Watch training.

Interest was expressed to form a Wildlife Watch program in Brea. Staff contacted CDFW to learn the steps needed to launch the program. That led to staff researching and writing a Coyote Management Plan specifically for Brea. The intent of the plan is to provide guidance for staff in dealing with coyotes in Brea. City strategy for managing coyotes is based on balancing respect and protection for wildlife and their habitats without compromising public safety. The main strategy of the plan is comprised of a three-pronged approach consisting of public education, enforcement of laws and regulations prohibiting the feeding of wildlife and ensuring public safety. For public education, the goal is to decrease attractants, increase pet safety, and reshape coyote behavior. Staff from Communications & Marketing/Public Information will produce both printed and digital materials to have available at City facilities, City events and online. An ordinance has been drafted, and is attached to this staff report, making it unlawful for any person to feed or provide food to any non-domesticated animal in Brea. Adopting the ordinance will enable the Brea Police Department to cite individuals who are caught feeding wildlife. And lastly, to ensure public safety, appropriate tiered responses to coyote and human interactions are detailed in the management plan. The Coyote Management Plan also details what attracts coyotes to urban areas, appropriate hazing techniques, definitions of different coyote encounters, a coyote behavior and recommended response chart and a yard audit checklist.

Staff presented a draft of Brea's Coyote Management Plan and anti-feeding ordinance to City

Council during Study Session on October 16, 2018. At that time, Council was interested in learning how other cities have benefitted from adopting a Coyote Management Plan and running a Wildlife Watch program. To conduct research, staff reached out to CDFW, Orange County Animal Care and a few cities with management plans and programs already in place. To date, the cities of Irvine, Newport Beach, Culver City, Torrance, Rancho Palos Verdes, Rolling Hills Estates, Palos Verdes Estates, and Whittier have implemented Wildlife Watch programs with the help of CDFW. Other cities, such as Anaheim, Costa Mesa, Fountain Valley, Huntington Beach, Seal Beach, just to name a few, have Coyote Management Plans in place. Attached to this staff report are testimonials from the cities of Newport Beach and Irvine documenting how Wildlife Watch has benefited their cities. Both reported that animal losses have been reduced and that residents feel more comfortable and empowered to do things about coyotes in their neighborhood. Other cities contacted had similar accounts and positive feedback.

Next Steps

- Council to adopt Brea's Coyote Management Plan and ordinance prohibiting the feeding of wildlife.
- Staff to work with California Department of Fish and Wildlife (CDFW) to establish Wildlife Watch program in Brea.
- Communications & Marketing/Public Information staff to develop an educational campaign.

Once the Wildlife Watch program is launched, staff will continuously work with Orange County Animal Care and CDFW to monitor reports of coyote sightings and incidents in Brea. Overall, to be successful the Coyote Management Plan and the Wildlife Watch program require active participation on the part of the entire community, including residents, volunteers and City staff.

FISCAL IMPACT/SUMMARY

There is minimal fiscal impact as a result of this action due to public outreach/educational materials produced by the City's Public Information Office.

RESPECTFULLY SUBMITTED:

William Gallardo, City Manager

Prepared by: Liz Pharis, Senior Management Analyst

Concurrence: Cindie Ryan, Communications and Marketing Manager

Attachments

Wildlife Watch Testimonials

Ordinance Prohibiting Feeding of Non-Domesticated Animals

Brea Coyote Management Plan

Wildlife Watch Testimonials

City of Newport Beach

"The program has been an incredible resource to us in the City of Newport Beach. We have been in a season of increased coyote activity since the spring of last year (2015), like most California communities. The city was getting a variety of residents complaining about coyotes and demanding extermination. Knowing the ecological fallacies of an extermination approach to wildlife management, we resisted, but had no alternative to offer beside attractant reduction. Wildlife Watch, with Lt. Kent Smirl and Natural Resource Volunteer Dave Dodge came to our rescue. The program is so simple and based off an existing concept similar to Neighborhood Watch. The idea of educating and empowering people to organize their neighborhoods to address wildlife issues is terrific. It was exactly what we needed to help our residents understand that extermination is not the answer and give them the tools (hazing, attractant removal and communication) to take their neighborhoods back from coyotes.

Kent Smirl and Dave Dodge are tremendous presenters and did a fabulous job presenting to our community meetings. The message and the answer spread quickly through our community. We developed an online coyote sighting reporting and mapping system to allow Wildlife Watch and other residents to communicate and report sightings and animal losses. We developed information door hangers and yard signs to distribute in impacted neighborhoods. We even made 'coyote whistles' and logo tote bags to pass out and help with the hazing and program identification process.

The end result is that we have a group of residents throughout the city that have been accurately educated on the behaviors of coyotes and what to do to reduce coyote impacts. We now have a legitimate science-based alternate to extermination. It works! Through the education process, our reported animal losses have been reduced and residents feel more comfortable and empowered to do things about coyotes in their neighborhood."

– Tom Fischbacher, Lieutenant, Newport Beach Police Department

City of Irvine

"My neighborhood has seen a significant decrease in aggressive coyote encounters over the past year as a result of our Wildlife Watch Program. My neighbors and I have had the good fortune to work closely with a group of very dedicated representatives from the Department of Fish and Wildlife and the Irvine Police Department, who have taught us how to coexist with the wildlife in our community.

Through neighborhood events and newsletters, we have educated our neighbors on small changes we can make to decrease wildlife attractants on our streets, such as removing food sources in our yards and managing trash. We have additionally worked with the city to trim/cut back bushes along our streets where coyotes may hide. Most importantly, we have established a uniform neighborhood wildlife reporting and communication system to ensure coyote activity on our streets is timely reported and accurately tracked.

As an added benefit of the program, we have strengthened our relationships amongst neighbors and with various government agencies. My neighbors and I now feel empowered rather than helpless and have clear direction on how to cohesively move forward in a positive direction."

– Lana Encheff, Block Captain for Jasper Native Trails Wildlife Watch in Portola Springs, Irvine

ORDINANCE NO. 1209

AN ORDINANCE OF THE CITY COUNCIL OF THE CITY OF BREA PROHIBITING FEEDING OR MAKING FOOD AVAILABLE TO NON-DOMESTICATED ANIMALS, AND AMENDING TITLE 6 OF THE BREA CITY CODE

A. RECITALS:

(i) In 2018, the County of Orange Animal Care and the California Department of Fish and Wildlife (CDFW) hosted a forum in the City of Brea addressing coyotes in the community.

(ii) They suggested that the City of Brea form of a Wildlife Watch program where residents are trained by volunteers from CDFW to proactively address, prevent and manage nuisance wildlife issues in their own neighborhoods.

(iii) The purpose of this Ordinance is to provide a tool to manage wildlife population in the City which is comprised of a three-pronged approach consisting of public education, enforcement of laws and regulations prohibiting the feeding of wildlife and ensuring public safety.

B. ORDINANCE:

THE CITY COUNCIL OF THE CITY OF BREA ORDAINS AS FOLLOWS:

SECTION 1. A new Section 6.00.060 is added to Chapter 6.00 of Title 6 of the Brea City Code to read as follows:

“§ 6.00.060 FEEDING OR MAKING FOOD AVAILABLE TO NON-DOMESTICATED ANIMALS PROHIBITED.

ORD. NO. 1209
DATE

- A. It is unlawful for any person to feed or provide food to any non-domesticated animal. For purposes of this Section 6.00.060, 'non-domesticated animal' means and refers to non-domesticated mammalian predators including coyotes, raccoons, foxes, and opossums, and non-domesticated rodents including ground squirrels, rats, and mice.
- B. It is unlawful for any person to place in any outdoor area any food of any kind for consumption by any non-domesticated animal.
- C. This section shall not apply to the feeding of any non-domesticated animal by the owner of such animal provided the animal is being lawfully kept under a valid certificate or permit issued by the State of California Department of Fish and Game.
- D. Any person who violates any provision of this Section 6.00.060 is guilty of an infraction for the first violation, and a misdemeanor for any additional violation occurring within one (1) year of a previous violation. Violations are subject to punishment as provided for in Chapter 1.04 of this Code."

SECTION 2. Civil remedies available.

The violation of any of the provisions of this Ordinance or the Code section adopted therein, shall constitute a nuisance and may be abated by the city through civil process by means of restraining order, preliminary or permanent injunction or in any other manner provided by law for the abatement of such nuisances.

ORD. NO. 1209
DATE

SECTION 3. Severability.

The City Council declares that, should any article, provision, section, paragraph, sentence or word of this Ordinance or Code section adopted therein be or declared invalid by any final court action in a court of competent jurisdiction, or by reason of any preemptive legislation, the remaining provisions, sections, paragraphs, sentences and words of this Ordinance and Code section shall remain in full force and effect.

SECTION 4. The City Clerk shall certify to the adoption of this Ordinance and shall cause the same to be published in the manner prescribed by law.

APPROVED AND ADOPTED this ____ day of _____, 2019.

Christine Marick, Mayor

ATTEST: _____
Lillian Harris-Neal, City Clerk

ORD. NO. 1209
DATE

I, Lillian Harris-Neal, City Clerk of the City of Brea, do hereby certify that the foregoing Ordinance was introduced at a regular meeting of the City Council of the City of Brea held on the ____ day of _____, 2019, and was finally passed at a regular meeting of the City Council of the City of Brea held on the ____ day of _____, 2019, by the following vote:

AYES: COUNCIL MEMBERS:

NOES: COUNCIL MEMBERS:

ABSENT: COUNCIL MEMBERS:

ABSTAINED: COUNCIL MEMBERS:

ATTEST: _____
Lillian Harris-Neal, City Clerk

DATED: _____

ORD. NO. 1209
DATE



City of **BREA**

Coyote Management Plan

City of Brea

1 Civic Center Circle

Brea, CA 92821

cityofbrea.net

Table of Contents

Executive Summary.....	3
Coyote Management Plan	5
Background.....	5
Difficulties Managing Wildlife	5
What Role do Coyotes Play in the Environment?	6
How do Humans Perceive Coyotes?.....	6
Have Coyote Numbers Increased in Brea?.....	6
Monitoring and Collecting Data	7
Public Education and Outreach.....	7
Coyote Attractants in Urban Areas	8
Hazing and Behavioral Change	10
Enforcement.....	11
Response Plan	11
Threat Level Tiered Response	12
Appendix A – Definitions of Encounters with Coyotes	13
Appendix B – Coyote behavior, behavior classification and recommended response	15
Appendix C – General Hazing Considerations.....	17
Appendix D – Coyote Yard Audit Checklist	19
References	20

Executive Summary

The intent of this plan is to provide guidance for City staff in dealing with coyotes in Brea. Guidelines and provisions of this plan do not supersede federal, state and county regulations and policies. Furthermore, the provisions of this plan do not apply to Brea residents, businesses or homeowner associations in pursuit of their legal rights in dealing with coyotes.

Management Strategy

City strategy for managing coyotes is based on balancing respect and protection for wildlife and their habitats without compromising public safety. The main strategy is comprised of a three-pronged approach consisting of:

- 1) Public education designed around co-existence with coyotes.
- 2) Enforcement of laws and regulations prohibiting the feeding of wildlife.
- 3) Ensuring public safety by implementing appropriate tiered responses to coyote and human interactions. This plan requires active participation on the part of the entire community including residents, homeowners associations, volunteers and City staff.

Public Education

Education is the key to having residents make appropriate decisions regarding their safety or managing their property and pets. The goal of education is to decrease attractants, increase pet safety, reshape coyote behavior through hazing and create reasonable expectations of normal coyote behavior. The Management Services Department will oversee the facilitation of educating and informing the public. Education will involve written materials and handouts available at City facilities and online at cityofbrea.net/coyotes. Additional educational efforts may include hosting informational booths at city-sponsored events and community meetings.

It should be noted that there is new research being performed by the National Parks Service in Los Angeles that is identifying that not all coyotes are traveling from open spaces into urban areas. Instead, they are discovering that the urban coyotes may always live within the urban setting and adjust their behavior around the urban activities.

Enforcement

The act of feeding wildlife is known to lead to an increase in wildlife activity. Feeding can attract coyotes and their prey to an area leading to an increased likelihood of creating a habituated coyote(s) resulting in increases in coyote and human interactions. California law prohibits feeding wildlife. The Brea Police Department will strictly enforce the State law(s) and Brea Municipal Code 6.00.060, pertaining to this activity.

The City's Code Enforcement team shall enforce all applicable City ordinances that apply to preventing a safe haven for wildlife. Examples of safe haven may include overgrown weeds/brush, abandoned property, etc. Code Enforcement should be contacted immediately at (714) 990-7764 to report any concerns regarding these matters. Members of the City's Public Works Department may be a resource to survey and report coyote encounters, due to their extensive work outdoors.

Response Plan

A detailed tiered response plan has been developed to provide a mechanism for identifying and classifying different levels of human and coyote interactions. Definitions of coyote encounters are listed in Appendix A, and Appendix B provides a chart detailing coyote behavior, behavior classification and recommended responses.

Reporting

The City of Brea contracts with Orange County Animal Care (OCAC), who is responsible for collecting coyote encounter reports. OCAC works with the California Department of Fish and Wildlife (CDFW) should there be any unusual coyote activity. OCAC and the City will work together to address any coyote emergencies.

Coyote encounters may be reported in two ways, either by submitting an encounter online or calling over the phone by using the following information:

OCAC's website: www.ocpetinfo.com/edu/coyote_encounters

OCAC's phone numbers: Daytime: (714) 935-6848
Evening: (714) 259-1122
(Evening phone number is to be used if one is experiencing an aggressive or injured coyote.)

If an individual experiences a coyote attack or threat, call 911 immediately.

Coyote Management Plan

Background

The City of Brea does not own or have any control of wild animals found within its boundaries, nor is the City responsible for the actions or damage caused by them. These animals are a common and important integral part of the ecosystem.

Orange County Animal Care Animal Control Officers, and the Brea Police Department, will not respond to calls for service for normal coyote behavior, such as sightings. However, Orange County Animal Care, in partnership with the California Department of Fish and Wildlife, will respond to calls which involve a sick or injured coyote(s) or if there is a public safety issue, such as a coyote(s) threatening people or resting in an area frequented by people, such as a yard, park, playground, school, etc. The Brea Police Department will respond if there is a life-threatening situation involving a coyote or other wildlife.

Difficulties Managing Wildlife

Although Brea places a high value on its wildlife, some individual animals adapted to urban environments have the potential to cause problems and/or conflicts in specific situations. In addressing problems, the City promotes policies supporting prevention and implementation of remedial measures that do not harm the wildlife or their habitats.

A wildlife problem is defined as any situation that causes a health or safety issue to its residents. In cases where problems with wildlife are associated with human behavior (leaving garbage exposed or intentional wildlife feeding), ordinances and enforcement may be enacted to minimize conflict.

In some cases, particular or traditional management tools are ineffective. For example, relocation of animals is not ecologically sound and is not allowed in California without permission from the CDFW. Generally, relocated animals do not survive the transfer. If they do, they rarely stay in the relocation area and tend to disperse to other locations where they may cause problems to humans, be involved in territorial disputes or introduce disease. In some instances, the translocated coyote will go to great lengths to return to its previous territory. For these reasons, the CDFW rarely allows relocation of wildlife.

As a last resort, lethal control measures should only be used when an offending animal is considered a public safety issue and is threatening the public. If these measures are used, they must be humane and in compliance with federal and state laws.

It is not economically, ecologically or in other ways justified to attempt to remove all coyotes from the urban ecosystem as a means of addressing conflicts between humans and coyotes. Attempts made by local, state and federal agencies as well as private organizations over the past century to eradicate coyotes have proven to be ineffective. Moreover, during the past century coyotes have expanded their territories to include every state except Hawaii.

What Role do Coyotes Play in the Environment?

Coyotes play an important role in the urban ecosystem, particularly as a top-predator. They eat a broad range of small animals, including squirrels, mice, rabbits, rats and gophers. Rodents make up a majority of their diet. In the process, they control the population sizes of these animals, many of which are considered pests to humans. The coyotes also prey on “mesopredators,” such as raccoons and opossums. Without a top predator like the coyote to keep them in check, mesopredators can dramatically reduce bird populations by eating their eggs (Crooks and Soule, 1999). Coyotes also disperse seeds of native plant species and recycle nutrients.

How do Humans Perceive Coyotes?

People respond to coyotes in various ways. Some observe them with enjoyment, others with indifference and some with fear or concern. Personal experiences with coyotes may influence their perceptions of them. Experiences range from animal sightings without incident to stalking, killing of pets or, at the extreme, an attack on a person. Coyote attacks on humans are very infrequent. Although such incidents generate significant media coverage, they remain a very rare event.

Because wild animals conjure up fear in some people, actual sightings and perceptions may become exaggerated or misconstrued (see Appendix A for coyote description encounters). The wide range in perceptions of urban coyotes from Brea residents supports the need for strong and consistent educational messages to clarify management techniques.

Have Coyote Numbers Increased in Brea?

Without tracking and updating inventories, it is difficult to know if the number of coyotes has increased in an area. What is known is that coyotes can become habituated to humans if they are intentionally or unintentionally fed, which can lead to loss of fear of people and bolder behavior.

In general, coyotes regularly roam an area of about two to five square miles to obtain enough food for the pack members. Normally, each pack is a territorial family group made up of three to ten individuals. A portion of the area the pack inhabits is the pack’s territory, which they will defend from other coyotes. The number of mature coyotes in the pack is often related to the amount of food resources in the territory.

A coyote pack usually has only one breeding (or alpha) female. This female often produces more pups than can be supported by the pack. Young coyotes may leave the pack at about nine to eleven months of age, but dispersal patterns are highly variable. These juvenile coyotes become transients. Other types of transients include older individuals that can no longer defend their role as upper level pack members and are pushed out of the pack.

Transients move all over in narrow undefended zones that exist between pack territories searching for an open habitat to occupy or group to join. They often die before they succeed

(many are hit by cars). It is largely because of the constant influx of transients that coyote eradication programs fail.

Removing a group of territorial coyotes will create an undefended area into which the transient coyotes will flow. At all times of the year, numbers of transients are immediately available to replenish any voids created by killing the resident coyotes. Furthermore, if either the alpha male or alpha female in a pack is killed, ovulation in other breeding-age females is often triggered and a corresponding increase in the number of litters and/or number of pups per litter is observed.

Therefore, attempts to remove or kill unoffending coyotes is not an effective or humane method in coyote management, and is not endorsed by the City of Brea. Rather, members of the public must learn how to coexist with neighboring coyotes.

Coyote behavior tends to change throughout the year based on the coyote “season”. Roughly, during January-March, coyotes breed and may become more visible to the public as they search for a mate. During April-August approximately, coyote pups are born and being raised, causing an increase in the coyote population. The following months of September-December is typically +the coyote dispersal period, which may drive an increase in territorial behavior. Knowing coyote behavior based on the time of year may assist the public with understanding how to be proactive in addressing coyote-human interaction.

Monitoring and Collecting Data

Monitoring and data collection are critical components of an effective coyote management plan. This is best accomplished with input from both residents and city officials. Reports of coyote sightings or incidents can be made by visiting the Orange County Animal Care website at www.ocpetinfo.com.

The purpose of monitoring human-coyote interactions is to document where coyotes are frequently seen and to identify human-coyote conflict hotspots if they exist. Gathering specific data on incidents will allow for targeting of educational campaigns and conflict mitigation efforts, as well as the ability to measure success in reducing conflicts over time.

Public Education and Outreach

Education is the key to having residents make appropriate decisions regarding their safety or managing their property and pets. It is important for citizens to be proactive, rather than reactive, when it comes to addressing human-wildlife conflicts. This involves decreasing attractants, increasing pet safety and creating reasonable expectations of normal coyote behavior.

Learning how to respond to a coyote encounter empowers residents and can help reduce undesired coyote behaviors. The public should understand what normal coyote behavior is when living in close proximity with coyotes. For example, vocalization is normal acceptable behavior and does not indicate aggression. Education and outreach efforts by the city should focus on:

- Understanding human safety, pet safety, coyote attractants, deterrents to coyotes on private property, including appropriate fencing, exclusion techniques, “what to do” tips, and information on appropriate hazing techniques.
- Developing a common language and awareness of normal versus abnormal behavior when discussing encounters with coyotes (see definitions in Appendix A)
- Disseminating information to residents, businesses and schools through the City’s website, BreaTV, social media, traditional media, fliers/handouts, etc.
- Consulting with land managers, non-profit organizations like the Humane Society of the United States and agencies like the California Department of Fish and Wildlife that provide public education materials, programs and expertise.

Coyote Attractants in Urban Areas

Coyotes are drawn to urban and suburban areas for the following reasons:

1. **Food.** Urban areas often support large numbers of rodents, including mice and rats. However, coyotes can be further attracted into suburban neighborhoods by human-associated food such as pet food, unsecured compost or trash and fallen fruit in yards. Intentional and unintentional feeding can lead coyotes to associate humans with sources of food, which can result in negative interactions among coyotes, people and pets. To reduce food attractants in urban and suburban areas:
 - Never hand-feed or otherwise deliberately feed a coyote.
 - Avoid feeding pets outside. Remove sources of pet food and water that a coyote could easily obtain. If feeding pets outside is necessary, remove the bowl and any leftover food promptly.
 - Never include meat or dairy in compost.
 - Maintain good housekeeping, such as regularly raking areas around bird feeders.
 - Remove fallen fruit from the ground.
 - Keep trash in high-quality containers with tight-fitting lids. Only place the cans curbside the morning of collection. If you leave out overnight, trash cans are more likely to be tipped over and explored.
 - Bag especially attractive food wastes, such as meat scraps or leftover pet food, before discarding.
2. **Water.** Urban areas provide a year-round supply of water in the form of storm water impoundments and channels, artificial lakes, irrigation, pet water dishes, etc., which support both coyotes and their prey.
 - During drought or otherwise dry conditions, water can be as alluring as food, so remove water bowls set outside for pets and make watering cans unavailable.
3. **Access to shelter.** Parks, greenbelts, open spaces, golf courses, buildings, sheds, decks and crawl spaces, etc., increase the amount and variability of cover for coyotes. They allow coyotes to safely and easily remain close to people, pets, homes and businesses without detection.

- In the spring, when coyotes give birth and begin to raise young, they concentrate their activities around dens or burrows in which their young are sheltered. Coyotes may take advantage of available spaces under sheds or decks for use as a den, bringing them into close contact with people and pets.

4. Unattended Pets. Pets are a normal part of an urban landscape. Within their territory, coyotes may consider pets as potential prey or potential competitors.

- Free-roaming pets, especially cats and sometimes small dogs, may attract coyotes into neighborhoods. The best way to minimize risk to pets is to not leave them outside unattended.
- Cats. Coyotes primarily eat small mammals such as mice and rats, but will also prey on slightly larger mammals such as rabbits and groundhogs. Approximately the same size as a groundhog or rabbit, free-roaming outdoor cats may also be seen as eligible prey items by coyotes. It is important to note that attacks on cats are normal coyote behavior and do not indicate a danger for people. The best way to protect cats from coyotes (and the other dangers of outside life, such as cars, disease, dogs and other wildlife) is to keep cats primarily indoors and only let them outside in a secure enclosure or when accompanied by a person and under the control of a leash and harness.
- Feral cats. People who feed feral cats are often concerned that coyotes might prey on the cats. These concerns are well founded, as coyotes can be attracted to the outdoor pet food. Although there is no sure way to protect feral cats from coyotes, the following tips can be helpful:
 - Do not feed feral cats. Doing so can have other unintentional consequences, including ecological damage.
 - Provide escape routes for cats.
 - Haze coyotes seen on the property (see Appendix C). Making them feel uncomfortable will encourage them to stay out of the area.
- Dogs. Dogs are also vulnerable to coyote confrontations. These incidents generally involve coyotes who are accustomed or habituated to people (usually from feeding), or coyotes who are protecting their territory and pups (usually during breeding season).
 - Small, unattended dogs may be seen by coyotes as potential prey. It is important, therefore, to either keep dogs on a six-foot long or shorter leash when outdoors or to stay within six feet of them when on your property. (Coyotes may view a dog on a leash longer than six feet as an unattended pet.) This is especially important if you are in or near nature preserves or open-space areas. Attacks on unattended, small dogs are normal coyote behavior and do not indicate a danger to people.
 - Although attacks on larger dogs are rarer, coyotes will sometimes go after a large dog when they feel that their territory is threatened. This generally occurs during the coyote breeding season, which takes place from January through March. During this time, it is especially important

- not to let dogs outside unattended and to keep them on leashes (six feet long or less) when in public areas.
- Do not allow dogs off leash, off your property. It is against the law and unsafe for your dog.

Other domestic animals kept outside, such as rabbits, may also be viewed as prey by coyotes. Protect outdoor animals from coyotes (and other predators) with protective fencing and/or confine them in sturdy cages each evening.

Residents are encouraged to use the Yard Audit Checklist (Appendix D) as a tool to help recognize and remove attractants in their yards and neighborhoods.

While human attacks are very rare, urban landscape development, habituation through intentional and unintentional feeding, pet related incidents and media attention have led some urban residents to fear coyotes. Steps must be taken to address safety concerns and misconceptions and appropriate responses to potential threats to human safety. It is important to keep in mind that coyotes have been in and around Brea (and other parts of Southern California) for a very long time.

Hazing and Behavioral Change

Coyotes who have adapted to urban and suburban environments may realize there are few real threats and may approach people or feel safe visiting yards even when people are present. Hazing is an effective educational tool and method to help maintain a coyote's fear of humans and deter them from backyards and play spaces.

Hazing—also known as “fear conditioning”—is the process that facilitates this change in coyote behavior and is by necessity a community response to negative encounters with coyotes. The more often an individual animal is hazed, the more effective hazing is in changing coyote behavior (see Appendix C for coyote hazing overview).

Goals of Hazing

The goals of hazing are to:

1. Reshape coyote behavior to avoid human contact in an urban setting.
2. Give residents tools to actively engage in reshaping coyote behavior and to support feeling safe in their parks and neighborhoods.
3. Model appropriate and effective hazing behavior and share accurate information about coyotes with other residents, friends and family.

Hazing Process

Human behavior can shape animal behavior, in either a negative or positive manner. People living in close proximity to coyotes can remove coyote attractants, identify potentially dangerous situations for their pets and themselves, and respond in a manner designed to change coyote behavior.

Hazing never involves injury to the animal, only the threat of injury. An injured animal becomes less predictable than a normal, healthy one.

A common concern with hazing involves potential danger to the hazer. A coyote's basic nature is very skittish and this nature is what makes the technique useful. A normal, healthy coyote is very unlikely to escalate a situation with a person who is aggressively hazing. It is important that the hazer provides the coyote a clear escape route to flee and not corner the animal. A cornered animal may decide that attacking the hazer is the only option.

Elements of an effective hazing campaign include:

1. Pet owners need to protect pets. Off-leash and unattended dogs and unattended outside cats attract coyotes (as does pet food).
2. Residents need to learn hazing effectiveness and techniques.
3. Hazing needs to be active for a sustained period of time to achieve the desired change in behavior.
4. Hazing requires monitoring to assess its effectiveness and to determine if further action or more aggressive hazing is needed.

Enforcement

The act of feeding wildlife is known to lead to an increase in wildlife activity. Feeding can attract coyotes and their prey to an area leading to an increased likelihood of creating a habituated coyote(s) resulting in increases in coyote and human interactions. California law prohibits feeding wildlife. The Brea Police Department will enforce the State law(s) and Brea Municipal Code 6.00.060, pertaining to this activity.

CALIFORNIA CODE OF REGULATIONS TITLE 14

§251.1. Harassment of Animals

Except as otherwise authorized in these regulations or in the Fish & Game Code, no person shall harass, herd or drive any game or nongame bird or mammal or furbearing mammal. For the purposes of this section, harass is defined as an intentional act which disrupts an animal's normal behavior patterns, which includes, but is not limited to, breeding, feeding or sheltering.

Response Plan

A detailed tiered response plan has been developed to provide a mechanism for identifying and classifying different levels of human and coyote interactions. Definitions of coyote encounters are listed in Appendix A, and Appendix B provides a chart detailing coyote behavior, behavior classification and recommended responses.

Threat Level Tiered Response

Level Green *Behavior:* A coyote is seen or heard in an area. Sighting may be during the day or night. Coyote may be seen moving through the area.

Response: Education needed, that may include hazing techniques.

Level Yellow *Behavior:* A coyote appears to frequently associate with humans or human-related food sources, and exhibits little wariness of human presence. Coyote is seen during the day resting or continuously moving through an area frequented by people.

Response: Education and aggressive hazing needed, volunteer hazing team created or contacted if already established.

Level Orange *Behavior:* A coyote is involved in an incident(s) where there is an attended domestic animal loss. Several level orange incidents in the same general area may indicate the presence of a habituated coyote(s).

Response: Education and aggressive hazing needed, volunteer hazing team created/contacted, and public awareness of incident(s) and circumstances discussed. If multiple level orange incidents have occurred in the same vicinity within a short amount of time, lethal removal may be recommended.

Level Red *Behavior:* A coyote that has been involved in an investigated and documented provoked or unprovoked close encounter or attack on humans.

Response: City staff may work to lethally remove the responsible coyote(s) after a thorough investigation of the incident(s).

Appendix A - Definitions of Encounters with Coyotes

Active Coexistence: Humans and coyotes exist together. Humans take an active role in keeping coyotes wild by learning about coyote ecology and behavior, removing attractants, taking responsibility for pet safety, and hazing coyotes in neighborhood or community spaces (except for predetermined coyote-appropriate areas). Hazing is not appropriate in a designated nature reserve or similar open space, unless the coyote exhibits threatening behavior to persons or leashed pets.

Attack: A human is injured or killed by a coyote.

Provoked - A human-provoked attack or incident where the human involved encourages the coyote to engage. Examples include dog off-leash in an on-leash area; dog on leash longer than 6' in length, or a human intentionally corners, injures, tries to injure, attempts to capture or feeds the coyote.

Unprovoked - An unprovoked attack or incident where the human involved does not encourage the coyote to engage.

Pet Attack:

Attended animal loss or injury - When a person is within 6' of the pet and the pet is on leash and is attacked and injured or killed by a coyote.

Domestic animal loss or injury - A coyote injures or kills a pet. Also includes "depredation"—predation on domestic pets. Unattended animal loss or injury is considered the result of normal coyote behavior.

Suspected Pet Attack: A coyote is an opportunistic feeder and may feed on recently dead or dying animals, especially cats that were hit or killed by cars or other means. The eaten remains may be found and suggest the animal was attacked by a coyote. In cases where Animal Control Officers respond to these calls, without knowledge of an actual attack, the incident will be recorded as a suspected attack.

Encounter: An unexpected, direct meeting between a human and a coyote that is without incident.

Feeding:

Intentional feeding - When a person or persons actively and intentionally feeds coyotes or provides food for animals in the coyote food chain.

Unintentional feeding - When a person or persons are unintentionally providing access to food. Some examples are accessible compost, fallen fruit from trees, open sheds and doors, and pet food left outdoors.

Unintentional feeding (bird feeders) – When a person or persons business with bird feeders provides food for coyotes, e.g. birds, bird food, rodents, and squirrels. Bird feeders must be kept high enough from the ground so a coyote is unable to reach the feeding animals. The area under the bird feeder must be kept clean and free of residual bird food.

Hazing: A training method that employs immediate use of deterrents to move an animal out of an area or discourage an undesirable behavior or activity. Hazing techniques include loud noises, spraying water, bright lights, throwing objects near but not at the animal and shouting. Hazing can help maintain a coyote's fear of humans and deter them from neighborhood spaces, such as backyards and play spaces. Hazing does not and should not damage animals, humans or property.

Threat Incident: A conflict between a human and a coyote where the coyote approaches a human and growls, bares teeth or lunges; injures or kills an attended domestic animal. A human is not injured.

Stalking Incident: A conflict between a human and a coyote where the coyote follows a person with or without an attended pet on leash. A human is not injured.

Observation: The act of noticing or taking note of tracks, scat or vocalizations.

Sighting: A visual observation of a coyote(s). A sighting may occur at any time of the day or night.

Unsecured Trash: Trash that is accessible to wildlife, e.g. individual garbage cans, uncovered or open dumpsters or bags, or trash cans over flowing or where scattered trash is outside the receptacle.

Appendix B - Coyote behavior, behavior classification, recommended response

Coyote Action	Classification	Response
Coyote heard	Observation Level Green	Provide educational materials and information on normal coyote behavior
Coyote seen moving in area	Sighting Level Green	Provide educational materials and information on normal coyote behavior
Coyote seen resting in area	Sighting Level Green	Educate on hazing techniques, “what to do” tips
Coyote seen resting in area with people present	Sighting Level Yellow	If area frequented by people, educate on normal behavior and haze to encourage animal to leave. Look for and eliminate attractants.
Coyote entering yard without pets	Sighting Level Yellow	Educate on coyote attractants, yard audit, provide hazing information.
Coyote entering yard with pets	Encounter Level Yellow	Educate on coyote attractants, yard audit, provide hazing information and pet safety tips.
Coyote entering yard and injuring or killing pet without people present	Pet Attack Level Orange	Develop a hazing team in area, gather information on specific animals involved, report on circumstances, educate on coyote attractants, yard/neighborhood audits, pet safety tips. Each report will be investigated, confirmed if possible, and documented and reviewed with OCAC and CDFW.
Coyote biting or injuring unattended pet/pet on leach longer than 6 feet	Pet Attack Level Orange	Gather information on specific animals involved, report circumstances, educate on coyote attractants, yard/neighborhood audits, tips on hazing and pet safety. Each report will be investigated, confirmed if possible, and documented and reviewed with OCAC and CDFW.
Coyote following or approaching a person without a pet (Stalking)	Encounter Level Red	Educate on hazing techniques and “what to do” tips. Lethal removal considered if there is no response from the coyote to aggressive hazing and there is evidence of recurrence. Each report will be investigated, confirmed if possible, and documented and reviewed with OCAC and CDFW.
Coyote following or approaching a person and pet (Stalking)	Sighting/Encounter Level Red	Educate on hazing techniques, “what to do” tips and pet safety. Lethal removal considered if there is no response from the coyote to aggressive hazing and there is evidence of recurrence. Each report will be investigated, confirmed if possible, and documented and reviewed with OCAC and CDFW.
Coyote entering yard or home with people and pets, no injury occurring	Encounter Level Red	Gather information on specific animals involved, document circumstances, educate on coyote attractants, yard/neighborhood audits, hazing tips, pet safety information. Lethal removal considered depending on specific circumstances.

		Each report will be investigated, confirmed if possible, and documented and reviewed with OCAC and CDFW.
Coyote biting or injuring attended pet/pet on leash 6 feet or less	Pet Attack Level Red	Gather information on specific animals involved, document circumstances, educate on coyote attractants, yard/neighborhood audits, hazing tips, pet safety information. Lethal removal recommended. Each report will be investigated, confirmed if possible, and documented and reviewed with OCAC and CDFW.
Coyote aggressive, showing teeth, back fur raised, lunging, nipping without contact	Threat Level Red	Gather information on specific animals involved, report circumstances, educate on coyote attractants, yard/neighborhood audits, aggressive hazing tips, pet safety information. Lethal removal recommended. Each report will be investigated, confirmed if possible, and documented and reviewed with OCAC and CDFW.
Coyote biting or injuring person	Attack Level Red	City staff will inform the California Department of Fish and Wildlife immediately who will identify the offending animal. Gather information on specific animal involved, report circumstances, educate on coyote attractants, yard/neighborhood audits, hazing and pet safety information. Lethal removal recommended. Each report will be investigated, confirmed if possible, and documented and reviewed with OCAC and CDFW.

Appendix C – General Hazing Considerations

1. Levels of hazing need to be appropriately relevant to coyote activity.
 - Coyotes live in open spaces and the best practice is to leave them alone and educate the public on personal safety.
 - Coyotes are often out late at night when few people are present. This is normal, acceptable behavior. Hazing may not be necessary.
 - Exceptions: In early stages of hazing, programs should still engage the animal. Coyotes that associate danger in the presence of people under all circumstances will be reinforced to avoid contact.
2. Hazing must be more exaggerated, aggressive and consistent when first beginning a program of hazing. As coyotes “learn” appropriate responses to hazing, it will take less effort from hazers. Early in the process, it is extremely common for coyotes not to respond to hazing techniques. Without a history of hazing, they do not have the relevant context to respond in the desired outcome (to leave).
3. Techniques and tools can be used in the same manner for one or multiple animals. Usually, there is a dominant animal in a group who will respond—others will follow its lead. DO NOT ignore, turn your back or avoid hazing because there are multiple animals instead of a single individual.
4. The more often an individual coyote is hazed by a variety of tools and techniques and a variety of people, the more effective hazing will be in changing that animal’s future behavior.
5. Hazing must be directly associated with the person involved in the hazing actions. The coyote must be aware of where the potential threat is coming from and identify the person.
6. Coyotes can and do recognize individual people and animals in their territories. They can learn to avoid or harass specific individuals in response to behavior of the person and/or pet.
7. Coyotes can be routine in habit. Identifying their normal habits can help target which habits to change. For example, the coyote patrols the same bike path at the same time in the morning three to five days a week. Hazers should concentrate on that time and place to encourage the animal to adapt its routine to decrease contact with people.
8. Certain levels of hazing must always be maintained so that future generations of coyotes do not learn or return to unacceptable habits related to habituation to people.
9. Human behavior must change to support hazing and continued identification and, if necessary, remove possible attractants.
10. Education about exclusion techniques including how to identify and remove attractants, personal responsibility in pet safety and having reasonable expectations are critical parts of a coyote hazing plan.
11. Coyotes are skittish by nature. Habituated behavior is learned and reinforced by human behavior. Coyotes as a rule DO NOT act aggressively toward aggressive people. The one exception is a sick or injured animal. Engaging a sick or injured animal can result in unpredictable behavior. If this is suspected, people should not engage and should remove

themselves from the situation, and then immediately contact Orange County Animal Care.

Summary of Hazing

Hazing is a process whereby individuals and volunteers respond in like manner to make a coyote uncomfortable and choose to leave a situation where their presence is unwanted.

Basic hazing consists of standing your ground, never ignoring or turning your back to a coyote(s), yelling, waving your arms, and making unpleasant and frightening noises until the animal(s) choose to leave.

More aggressive hazing consists of approaching an animal quickly and aggressively, throwing projectiles near the animal, spraying with a hose or water gun containing water or white vinegar, or creating fear of contact so the animal leaves the situation. Note: Many projectiles are not legal, including but not limited to slingshots, paintballs, guns and pepper balls.

Hazing must continue once it begins until the animal leaves. Otherwise, the coyote will learn to “wait” until the person gives up. The coyote will create an animal more resistance to hazing instead of reinforcing the image that “people are scary.”

Hazing should never injure the animal. An injured animal becomes less predictable versus a normal, healthy one who responds in a consistent and predictable manner to hazing.

Hazing should be conducted in a manner that allows the coyote to return to its normal habitat in a direction that would minimize harm to the animal. Hazing the animal in the direction of other houses and busy streets should be avoided.

Hazing uses a variety of different hazing tools. This is critical as coyotes get used to individual items and sounds.

1. Noisemaker: voice, whistles, air horns, bells, “shaker” cans, pots, pie pans
2. Projectiles: sticks, small rocks, cans, tennis balls, rubber balls.
3. Deterrents: hoses, spray bottles with vinegar, pepper spray, bear repellent, walking sticks

Note: Additional Hazing tips can be found on the City’s website at cityofbrea.net/coyotes.

Appendix D – Coyote Yard Audit Checklist

(For municipal or homeowner use)

	OK	FIX	WAYS TO MITIGATE
FOOD			Never hand-feed or intentionally feed a coyote.
Pet Food			Never feed pets outdoors, store all pet food securely indoors.
Water Sources			Remove water attractants, such as pet water bowls and leaky irrigation, in dry climates.
Bird Feeders			Bird feeders must be kept high enough from the ground so a coyote is unable to reach the feeding animals. The area under the bird feeder must be kept clean and free of residual bird food to reduce the presence of small mammals that coyotes prefer to eat.
Fallen Fruit			Clean up fallen fruit around trees.
Compost			Do not include meat or dairy among compost contents unless fully enclosed.
BBQ Grills			Clean up food around barbecue grills after each use.
Trash			Secure all trash containers with locking lids and place curbside the morning of trash pick-up. Periodically clean cans to reduce residual odors.
LANDSCAPING			Trim vegetation to reduce hiding places and potential denning sites.
STRUCTURES/LANDSCAPING			Restrict access under decks and sheds, around woodpiles, or any other structure that can provide cover or denning sites for coyotes or their prey.
FENCING			Enclose property with an *8-foot fence (or a 6-foot fence with an additional extension or roller-top) to deter coyotes. Ensure that there are no gaps and that the bottom of the fence extends underground 6 inches or is fitted with a mesh apron to deter coyotes from digging underneath. *Must comply with City of Brea Codes.
PETS			Never leave pets unattended outside.
			Never allow pets to “play” with coyotes.
			Fully enclose outdoor pet kennels.
			Walk pets on a leash no longer than 6 feet in length.

We encourage you to take steps to eliminate attractants on your property in order to minimize conflicts with coyotes. We also urge you to share this information with friends and neighbors because minimizing conflicts is most effective when the entire neighborhood works together.

References

Crooks, K. R. and M. E. Soule. 1999. Mesopredator release and avifaunal extinctions in a fragmented system. *Nature* 400, 563-566.

City of Brea

COUNCIL COMMUNICATION

TO: Honorable Mayor and City Council Members
DATE: 02/19/2019
SUBJECT: January 29, 2019 City Council Special Meeting Minutes

RESPECTFULLY SUBMITTED:

William Gallardo, City Manager
Prepared by: Victoria Popescu, Deputy City Clerk
Concurrence: Lillian Harris-Neal, City Clerk

Attachments

Draft Minutes

DRAFT

BREA CITY COUNCIL SUCCESSOR AGENCY TO THE BREA REDEVELOPMENT AGENCY SPECIAL MEETING

MINUTES January 29, 2019

STUDY SESSION 5:30 p.m. - Executive Conference Room Level Three

CALL TO ORDER / ROLL CALL - COUNCIL

Mayor Marick called the Study Session to order at 5:37 p.m., all members were present.

Present: Marick, Simonoff, Hupp, Parker, Vargas

1. Public Comment

Jim Grosse commended the BOUSD Board for their work on the Fanning Project.

Rick Clark spoke about the Commissioner removal process, the selection and interview process; and the lack of clarity about the nomination process.

2. Clarify Regular Meeting Topics

None.

DISCUSSION ITEM

3. Planning Commission Interviews Rules and Guidelines

City Manager Gallardo provided an overview of the interview process and provided the rules and guidelines of the meeting.

Councilmember Hupp expressed concern for the utilization of a timer.

Discussion ensued related to different methods for timing responses. Council concurred with utilizing a timer without a buzzer.

Councilmember Parker suggested appointing all Commission and Committee members at the upcoming February 5th City Council meeting.

Mayor Pro Tem Simonoff concurred with Councilmember Parker.

Councilmember Vargas expressed support for appointing Planning Commissioners at tonight's meeting.

Mayor Marick spoke about the deliberative process and expressed support for appointing Planning Commissioner's at tonight's meeting.

Councilmember Hupp expressed support for appointing Planning Commissioners at tonight's meeting.

Mayor Pro Tem Simonoff inquired as to how the deliberative process will be conducted.

Mayor Marick spoke about the process for asking clarifying questions to both panels to ensure that each candidate is fairly asked the same questions.

Councilmember Vargas spoke about recent updates to the Brea Municipal Code related to the nomination of appointments to the Planning Commission.

REPORT

4. Council Member Report/Requests

None.

Mayor Marick adjourned the Study Session at 5:58 p.m.

**GENERAL SESSION
SPECIAL MEETING
6:00 p.m. - Council Chambers
Plaza Level**

CALL TO ORDER/ ROLL CALL - COUNCIL

Mayor Marick called the General Session to order at 6:04 p.m., all members were present.

5. Matters from the Audience

None.

DISCUSSION ITEM

6. Planning Commission Interviews and Possible Appointments

City Clerk Harris-Neal introduced herself as the moderator for the interviews and reviewed the process in which the interviews will take place for the applicants.

The following applicants were interviewed, in the order they appear as "Group A": Dan Phu, Bob Warkenton, Jason Kraft, Karyn K. Reed, Jim Grosse and Gary Brattain.

Council provided follow up questions to applicants.

Council recessed at 7:04 p.m.

Council reconvened at 7:16 p.m.

Mayor Marick noted that due to a technical issue, the first 25 minutes of the meeting were not captured on video, however will be available via audio recording.

City Clerk Harris-Neal reviewed the process in which the interviews will take place for the applicants.

The following applicants were interviewed, in the order they appear, as "Group B": Johann Aceves, Riley Keller, Sara Barnes-Ramos, Blake Perez and Kelly A. Reed.

Council provided follow up questions to applicants.

Council recessed at 8:08 p.m.

Council reconvened at 8:25 p.m.

Council collectively deliberated following all interviews concluded.

Councilmember Hupp indicated that she would like to nominate Dan Phu to the Planning Commission.

Councilmember Parker indicated that he would like to nominate Sara Barnes-Ramos to the Planning Commission.

Councilmember Vargas indicated that he would like to nominate Gary Brattain to the Planning Commission.

City Manager Gallardo thanked staff and Council for their work in putting together the new Planning Commissioner interview format.

The City Council motioned to appoint Dan Phu, Sara Barnes-Ramos and Gary Brattain each to a term of two (2) years on the Planning Commission.

AYES: Mayor Marick, Mayor Pro Tem Simonoff, Council Member Hupp, Council Member Parker,
Council Member Vargas

Passed

ADJOURNMENT

Mayor Marick adjourned the Study Session at 8:35 p.m.

Respectfully submitted,

The foregoing minutes are hereby
approved this 19th day of February, 2019

Lillian Harris-Neal, City Clerk

Christine Marick, Mayor

City of Brea

COUNCIL COMMUNICATION

TO: Honorable Mayor and City Council Members
DATE: 02/19/2019
SUBJECT: February 5, 2019 City Council Regular Meeting Minutes

RESPECTFULLY SUBMITTED:

William Gallardo, City Manager
Prepared by: Victoria Popescu, Deputy City Clerk
Concurrence: Lillian Harris-Neal, City Clerk

Attachments

Draft Minutes

DRAFT

BREA CITY COUNCIL SUCCESSOR AGENCY TO THE BREA REDEVELOPMENT AGENCY MEETING

MINUTES February 5, 2019

CLOSED SESSION 6:00 p.m. - Executive Conference Room Level Three

CALL TO ORDER / ROLL CALL - COUNCIL

Mayor Marick called the Closed Session to order at 6:00 p.m., all member were present.

Present: Marick, Simonoff, Hupp, Parker, Vargas

1. **Public Comment**
None.

Closed Session may convene to consider matters of purchase / sale of real property (G. C. §54956.8), pending litigation [G.C. §54956.9(d)(1)], potential litigation [G.C. §54956.9(d)(2)(3) or (4)], liability claims (G. C. §54961) or personnel items (G.C. §54957.6). Records not available for public inspection.

2. **Conference with Legal Counsel Pursuant to Government Code Section 54956.9(d)(2) - Anticipated Litigation.** Significant Exposure to Litigation: 1 potential case. Facts and Circumstances: Brea Disposal (Republic) Contract Dispute.

Mayor Marick adjourned the Closed Session at 6:22 p.m.

STUDY SESSION 6:30 p.m. - Executive Conference Room Level Three

CALL TO ORDER / ROLL CALL - COUNCIL

Mayor Marick called the Study Session to order at 6:30 p.m., all members were present.

3. **Public Comment**
None.
4. **Clarify Regular Meeting Topics**
Councilmember Vargas spoke about Agenda Item No. 25, approval to purchase suppressors for Police Department patrol rifles, he highlighted the need for the purchase as it relates to the safety of the officers and those around them when and if the rifles are fired, to prevent hearing-related injuries.

5. Brea Chamber of Commerce Update

Kerrie Torres, Assistant Superintendent of Education Services, Brea Olinda Unified School District, and Heidi L. Gallegos, President/CEO, Brea Chamber of Commerce, presented an overview of the Partners in Education program between the School District and the Chamber of Commerce.

With Council concurrence, Councilmember Parker suggested the Chamber and School District give a similar presentation at an upcoming City Council meeting during General Session.

DISCUSSION ITEMS

6. Southern California Association of Governments (SCAG) General Assembly Delegate and Alternate Appointment

City Council appointed Councilmember Simonoff as the Assembly Delegate and Councilmember Hupp as the alternate to the SCAG General Assembly.

7. Appointments to the Arts in Public Places Committee, Cultural Arts Commission, Parks, Recreation and Human Services Commission; and Traffic Committee

The following appointments were recommended to the City's Commissions for a four (4) year term expiring December, 2022:

	Cultural Arts Commission	Parks, Recreation and Human Services Commission
Councilmember Hupp	Blake Perez	Joseph Covey
Councilmember Parker	Bob Warkenton	Bill Higgins
Councilmember Vargas	Robyn Valerie Price	Thomas Donini

The following appointments were recommended to the City's Committees for a two (2) year term expiring December, 2020:

Art in Public Places Committee	Traffic Committee
Margee Hills	Jerry R. Hunter
Pat Fox	Erik Zambon
	Ron Martorella

Motion was made by Mayor Pro Tem Simonoff, seconded by Council Member Parker to appoint members to the City's Commissions and Committees as recommended.

AYES: Mayor Marick, Mayor Pro Tem Simonoff, Council Member Hupp, Council Member Parker, Council Member Vargas

Passed

REPORT

8. Council Member Report/Requests

Mayor Marick reported on a Library Advisory Board meeting she attended where a program was introduced which would allow adults to obtain a high school diploma through the library system and requested the program information be highlighted on the City's television channel and website.

Councilmember Vargas indicated that he will be forwarding information to City Manager Gallardo related to medicinal marijuana uses.

Mayor Marick adjourned the Study Session at 6:56 p.m.

GENERAL SESSION
7:00 p.m. - Council Chamber
Plaza Level

CALL TO ORDER/ ROLL CALL - COUNCIL

Mayor Marick called the General Session to order at 7:04 p.m., all members were present.

9. Pledge of Allegiance

Boy Scout Troop 801 led the Pledge of Allegiance.

10. Invocation

Torrian Scott, Harvest International Church, delivered the Invocation.

11. Proclamations: Career Technical Education Month

Mayor Marick, on behalf of the entire City Council, presented Kenia Cueto, North Orange County Regional Occupational Program, with a Proclamation designating the month of February as Career Technical Education Month.

12. Presentation - Outgoing Planning Commissioners

Mayor Marick, on behalf of the entire City Council, presented Jim Grosse and Pat Fox with certificates of appreciation for their years of service on the Planning Commission.

13. Oath of Office for Newly Appointed Planning Commissioners

City Clerk Harris-Neal administered the Oath of Office to newly appointed Planning Commissioners Sara Barnes-Ramos, Gary Brattain and Dan Phu.

14. Presentation - Parks, Recreation and Human Services Commission Update to City Council

Parks, Recreation and Human Services Commission Chair Bill Higgins and Commissioner Craig Livingston provided an update to the City Council and spoke about the Commission meetings, recent accomplishments, focus and recent goal setting strategy.

15. Presentation - Traffic Improvements at Cliffwood Avenue/State College Boulevard

Public Works Director Olmos gave a presentation on details about traffic improvements at Cliffwood Avenue and State College Boulevard; and spoke about the location, site photos, approach, design, outreach and the temporary monitoring period.

Councilmember Hupp implored staff to consider school traffic and traffic that may cut through Country Road.

Councilmember Simonoff inquired as to past traffic studies of the area and their relation to the current monitoring period. He also inquired about community notification.

16. Report - Prior Study Session

City Manager Gallardo provided the Study Session report.

17. Community Announcements

Councilmember Hupp invited the community to attend a meeting on the topic of the City's ADA Transition Plan on Thursday, February 28 in Community Rooms A&B located on Level Two of the Brea Civic & Cultural Center.

Councilmember Parker invited the community to attend the free opening reception of the Brea Gallery's next exhibit, Immersion, on February 9 from 7-9 p.m.

Councilmember Vargas announced the opening of "9 to 5: The Musical" at the Curtis Theater on Friday, February 8.

18. Matters from the Audience

Cathy Tumi expressed concern for the traffic study on Cliffwood and State College; and spoke about the history of issues with traffic on State College, previous complaints about speeding cars, school traffic on Apricot Avenue, resident concerns, consideration for neighborhoods with school traffic patterns, and requested that the traffic monitoring be put on hold.

Lee Squire spoke about Dr. Martin Luther King, Jr. observance day and read a written communication regarding Dr. Martin Luther King, Jr. observance day into the record.

Heidi Gallegos, Brea Chamber of Commerce, spoke about Item No. 32, Mandatory Commercial Organics Recycling Program, and resubmitted a letter she had initially routed to Council in June, 2018, relaying the Chamber's opposition to the item.

Laurie Starkey spoke about the negative impacts at the Cliffwood/State College traffic improvements and thanked the Council for their recent decision to repeal street sweeping enforcement.

Glenda Hansen spoke about Heritage Plaza Senior Apartments, utility billing and asked the City for assistance with water, trash and storm drain billing. She also thanked Councilmember Vargas, Assistant City Manager/Community Services Director Emeterio and Dwight Manley for their assistance.

Andrea Thompson expressed concern for traffic impacts at Cliffwood/State College, spoke about the lack of notification to residents, and speed complaints at Bolsa.

Jason Kraft spoke about student pedestrian traffic at Cliffwood/State College, minimal hours of the crossing guard at the intersection, and requested the City provide longer crossing guard hours at the intersection.

19. Response to Public Inquiries - Mayor / City Manager

City Manager Gallardo responded to public inquiries.

PUBLIC HEARINGS - *This portion of the meeting is for matters that legally require an opportunity for public input. Audience participation is encouraged and is limited to 5 minutes per speaker.*

20. Resolution Establishing Recurring and Non-Recurring Fees for Small Wireless Facilities

Deputy Public Works Director/City Engineer Ho presented the details of the report including background and previous approvals of a related Ordinance.

Mayor Marick opened the public hearing. Noting no members of the public wishing to address the Council on the item, Mayor Marick closed the public hearing.

Mayor Pro Tem Simonoff inquired as to the potential impact of small cell wireless facilities to neighborhoods with themed lighting poles.

Deputy Public Works Director/City Engineer Ho indicated that the cellular companies strategically select locations which best fit their service gap needs and minimize impacts to the neighborhoods.

Councilmember Hupp inquired as to the ownership of the themed light poles.

Public Works Director Olmos indicated the lights are maintained as part of their perspective Landscape, Lighting and Maintenance District; and stated that staff will be reviewing proposals to insure cohesiveness of the small cell sites.

Councilmember Vargas commended staff for their work on the item and related Ordinance.

Motion was made by Council Member Vargas, seconded by Mayor Pro Tem Simonoff to adopt Resolution No. 2019-009 establishing fees for processing permit applications and administering permits for small wireless facilities.

AYES: Mayor Marick, Mayor Pro Tem Simonoff, Council Member Hupp, Council Member Parker,
Council Member Vargas

Passed

CONSENT CALENDAR - *The City Council/Successor Agency approves all Consent Calendar matters with one motion unless Council/Agency or Staff requests further discussion of a particular item. Items of concern regarding Consent Calendar matters should be presented during "Matters from the Audience."*

CITY COUNCIL - CONSENT

- 21. January 15, 2018 City Council Regular Meeting Minutes**
The City Council approved the January 15, 2019 City Council regular meeting minutes.
- 22. Budget Adjustments to the City Operating and Capital Improvement Program Budgets for Fiscal Year 2018-19**
The City Council adopted Resolution No. 2019-010 and 2019-011 appropriating funds to adjust the Fiscal Year 2018-19 City Operating and Capital Improvement Program Budgets.
- 23. Consideration of amending the existing classification plan for city employees to include the classification specification and salary range for the position of Senior Fiscal Analyst, amend the position allocation list for FY 2018/19 to reflect the changes, and assign the classification into the City of Brea Administrative and Professional Employees' Association Bargaining Unit for representation purposes**
The City Council adopted Resolution No. 2019-012.
- 24. Professional Services Agreement with Interwest Consulting Group (Interwest) in the Amount Not-To-Exceed \$150,000 for Engineering Project Management Services**
The City Council approved an agreement with Interwest Consulting Group in the annual amount not-to-exceed \$150,000 for two (2) years plus three (3) one-year extensions pending City Council approval.
- 25. Approval to Purchase Suppressors for Police Department Patrol Rifles**
The City Council approved the purchase of suppressors for the Police Department patrol rifles.
- 26. Professional Services Agreement with LPA, Inc. in the amount not-to-exceed \$50,000 for Parks, Recreation and Human Services Planning Services**
The City Council approved an agreement with LPA, Inc. in the amount not-to-exceed \$50,000.
- 27. Professional Services Agreement with Civiltec Engineering, Inc. for the Design of Water Main Replacement Project at Various Locations, CIP Project Numbers 7453, 7457, 7459, and 7460**
The City Council approved a Professional Services Agreement (PSA) with Civiltec Engineering, Inc. in the amount of \$320,505 plus 10% contingency for the Design of the Water Main Replacement Project at various locations.
- 28. Appointments to the North Orange County Cities Joint Powers Authority Board of Directors**
The City Council adopted Resolution No. 2019-013 designating Mayor Pro Tem Simonoff and Councilmember Vargas to serve as Directors, and Councilmember Hupp as Alternate Director in either of their absence, on the North Orange County Cities Joint Powers Authority (NOCCJPA) Board of Directors and name one additional City Council Member to serve as Alternate to the NOCCJPA Board.
- 29. November and December 2018 Outgoing Payment Logs and January 18 & 25 and February 1, 2019 City Check Registers**
Received and filed.

Motion was made by Council Member Vargas, seconded by Mayor Pro Tem Simonoff to approve City Council Consent Item Nos. 21-29.

AYES: Mayor Marick, Mayor Pro Tem Simonoff, Council Member Hupp, Council Member Parker,
Council Member Vargas

Passed

CITY/ SUCCESSOR AGENCY - CONSENT

30. January 25, 2019 Successor Agency Check Register

Received and filed.

Motion was made by Mayor Pro Tem Simonoff, seconded by Council Member Vargas to approve City Council/Successor Agency Consent Item No. 30

AYES: Mayor Marick, Mayor Pro Tem Simonoff, Council Member Hupp, Council Member Parker,
Council Member Vargas

Passed

ADMINISTRATIVE ITEMS - *This agenda category is for City Council consideration of a wide variety of topics related to the City's operations. Public comments regarding items in this section should be presented during "Matters from the Audience."*

31. FY 2018-19 Mid Year Budget Update and Policy Direction on the City's General Fund Reserves and City's Section 115 Trust Account through PARS

Administrative Services Director Russell presented the details of the staff report including an update on closing the long-term budget gaps, 17/18 General Fund summary, 17/18 financial highlights, economic outlooks, current year review of preliminary sales and property tax, other preliminary General Fund revenues, current year General Fund expenditures, fiscal policies statement, assumptions, and the updated five-year projections.

Councilmember Hupp inquired as to the TOT increases for FY 22/23 and FY 23/24.

Administrative Services Director Russell indicated that the projection from FY 21/22 will carry over and that the staff is taking a conservative stance with the TOT estimates.

Councilmember Parker spoke about the FARP funding assessment for the next five (5) years and spoke about the purpose of analyzing five-year projections.

Administrative Services Director Russell continued her presentation and presented a discussion on the City's General Fund Reserve Policy, explained the current policy, appropriate reserve policy levels, General Fund reserves, and provided staff's recommendation.

Mayor Marick inquired as to general differences between the 10% operating and 15% contingency portions and spoke about the necessity to have refined parameters as to how and when funds are utilized.

Councilmember Vargas spoke about the Risk Management Fund and associated reserves.

Mayor Marick spoke about the importance of local control over how PARS accounts are invested.

Administrative Services Director Russell spoke about updates to the City's pension obligation trust fund, an overview of the Section 115 trust, potential limitations, thoughts and considerations; and requested Council feedback and input.

Mayor Marick indicated that she would be interested in having one (1) year of net pension costs to CalPERS set aside, and indicated that she would not like to withdraw from the fund until obligations have been met.

Mayor Pro Tem Simonoff and Councilmembers Hupp, Parker and Vargas concurred with Mayor

Marick and agreed they would prefer to make minimum payments to CalPERS and maintain savings and investment with the PARS account.

Council concurred that policy decisions will be further discussed at the upcoming Budget Workshop.

The City Council recessed at 9:02 p.m.

The City Council reconvened at 9:06 p.m.

32. Mandatory Commercial Organics Recycling Program (AB 1826)

Public Works Director Olmos presented the details of the staff report including background, California Assembly Bill 1826, past City Council meeting discussions, generator only pricing option, sector wide pricing options, cost comparison, implementation example, CalRecycle monitoring, and following steps for each options.

Councilmember Vargas spoke about sector wide pricing and the relevance of the list of business accounts in the City as provided by Republic Services.

Councilmember Parker inquired as to the potential differences in costs to businesses sector wide between the highest and lowest producers.

Mark McGee, Republic Services, noted that the pricing is site-specific and options available based on waste generation and needs.

Councilmember Hupp inquired as to how the costs are being verified.

Public Works Director Olmos indicated that the rates have been verified by the City's consultant.

Discussion ensued regarding the structure of the rate schedule; margin rates for generator only and sector wide structures; and client outreach.

Councilmember Hupp expressed interest in eliminating franchise fees for impacted businesses and implored staff to seek a shorter-term contract to leave the option open for a potential lower pricing structure as a result of increased technological capacities.

Discussion ensued regarding contract structure and the process for amendment negotiations.

Councilmember Parker inquired as to consequences of non-participation and other options available to businesses.

Public Works Director Olmos explained that businesses can self-haul, but will not be permitted to contract with a third party. He also indicated that the City can set up penalties or citations for non-compliance.

Councilmember Parker spoke about unfunded mandates and indicated that he would be in favor of a shorter-term agreement.

Councilmember Vargas spoke about cost-sharing with the sector wide pricing model.

Council directed staff to begin the process of implementation of the sector wide option and set a public hearing for April 16, 2019, with a 45-day noticing requirement, absent of the franchise fee, which is 3.2% of the total rate.

ADMINISTRATIVE ANNOUNCEMENTS

33. City Manager

None.

34. City Attorney

COUNCIL ANNOUNCEMENTS

None.

ADJOURNMENT

Councilmember Hupp adjourned the meeting in memory of former Brea Deputy Fire Cheif Tom Schultz.

Respectfully submitted,

The foregoing minutes are hereby
approved this 19th day of Feburary, 2019.

Lillian Harris-Neal, City Clerk

Christine Marick, Mayor

City of Brea

COUNCIL COMMUNICATION

TO: Honorable Mayor and City Council Members

FROM: Bill Gallardo, City Manager

DATE: 02/19/2019

SUBJECT: Agreement with TriMark Raygal, LLC (TriMark) for the Purchase of Kitchen Equipment for the Brea Senior Center in the amount of \$156,991.99.

RECOMMENDATION

Approve the agreement with TriMark Raygal, LLC (TriMark) for the purchase of Kitchen Equipment for the Brea Senior Center in the amount of \$156,991.99.

BACKGROUND/DISCUSSION

The Community Services Department has operated a kitchen at the Brea Senior Center to service a hot, nutritious lunch for primarily low-income seniors. While this kitchen was originally built nearly 100 years ago, there have been some minor upgrades and some of the equipment has been replaced due to normal wear and tear. However, the kitchen has been outdated and in need of being redesigned and upgraded for a number of years in order to remain an efficient, accessible, functional and safe environment for the increasing numbers of seniors it serves. The Center's nutrition program has grown tremendously over the past several years and there is a need to design a facility that will not only meet the current demands, but also prepare for future demands.

Recently, Brea was able to secure a series of Community Block Development Grants (CDBG) to redesign the kitchen, purchase new equipment, and hire a contractor to complete the redesign and installation work. The first phase grant contained two elements. One element was in the amount of \$60,000 for the redesign work which was awarded under a separate contract by the City Council on June 5, 2018 to HACE, Inc. The other element was for \$140,000 for the purchase of the kitchen equipment. Two additional grants will provide funding for the construction and installation work, which is expected to occur sometime after the beginning of the new fiscal year. The award recommendation will be presented to the City Council for the consideration at that time.

After staff received the kitchen equipment list and specifications from HACE, who also provided a short list of kitchen equipment suppliers, Purchasing solicited bids from them and other potential suppliers. Some of the key commercial items included in the request for bids were large refrigerator and freezer units, large range ovens, a microwave oven, hot and cold beverage dispensers and an ice machine.

Since funding from the two additional grant phases will not be available until after the beginning of the new fiscal year, and it will take some time to solicit bids for the construction and installation work and present an award recommendation to City Council, the equipment will need to be put

into a controlled-environment storage facility to protect it from the elements. Since the City does not have such storage facilities, the request for bids included costs for delivery, storage, and redelivery of the equipment at the time construction calls for installation.

The City issued a Request for Bids (RFB) on January 4, 2019 requesting offers from a number of companies for the purchase of the new kitchen equipment. The RFB required that all items be delivered by March 31, 2019, which was the expiration of the grant. Unfortunately, no bids were received. As a result, staff consulted with the designer regarding the bid results. It was decided to reissue the RFB directly to the recommended suppliers, both TriMark and IFE Distribution submitted responsive bids in the amounts shown below.

Bidders	Bid Amount
1. IFE Distribution	\$167,780.46
2. TriMark Raygal, LLC (dba TriMark)	\$170,898.80

TriMark's bid included all request line items while IFE's bid indicated that there were four no-bid items, which made it appear to be a lower bid. A comparison of the two bids resulted in TriMark having the lowest bid overall. The total of the no-bid items plus estimated freight charges and sales tax was \$9,623.30, which would have made IFE's bid effectively \$177,403.76.

One of the items, a refrigerated self-service case, had a delivery time of 56 calendar days after receipt of order, which would have exceeded the March 31, 2019 delivery deadline making it ineligible for grant reimbursement. Since the total of the bid was also more than the CDBG grant of \$140,000, staff decided to forego the refrigerator unit, which brought the total down from \$170,898.80 to \$156,991.99. After conferring with the CDBG representative, staff obtained permission to utilize the unused portion of the design element of the grant for the purchase of the equipment. As a result, the CDBG will provide complete funding of this purchase.

COMMISSION/COMMITTEE RECOMMENDATION

At their February 12, 2019 meeting, the Finance Committee directed staff to evaluate a more cost effective option to replace Item #82 (Hot Beverage System). All other equipment purchases were recommended for City Council Approval.

Staff is currently evaluating alternate beverage systems to replace the item originally included in the RFB. Staff will ensure that any proposed piece of equipment has the same capabilities for handling high capacity, will help increase staff efficiency, and has the potential to meet any future demands as Senior Center patron demographics continue changing. It is also important to note that the coffee service at the Senior Center is in very high demand. The Senior Leadership Council also plays a role in funding the actual coffee products and then charging patrons a nominal fee. Staff will work to keep program needs in mind in selecting an alternate product and hopes to provide an update to City Council at the February 19 meeting.

FISCAL IMPACT/SUMMARY

Since TriMark submitted the overall lowest-priced bid for all required items and can deliver those items by March 31, 2019 deadline, staff recommends approving the agreement to purchase the equipment based on the CDBG grant and with Finance Committee direction taken into account.

The Fiscal Year 2018-19 budget for the Capital Improvement Project 7944, Senior Center Kitchen Enhancements, has sufficient funding available for this purchase of equipment.

RESPECTFULLY SUBMITTED:

William Gallardo, City Manager
Prepared by: Neil Groom, Procurement and Contracts Administrator; and Jenn Colacion,
Community Services Management Analyst
Concurrence: Chris Emeterio, Assistant City Manager; and Cindy Russell, Administrative
Services Director

Attachments

Agreement

Offer and Acceptance**I. OFFER made by Contractor to the City of Brea:**

I, the undersigned, hereby certify that I have the authority to submit this offer on behalf of and to bind entity to all the requirements of the City of Brea's Terms & Conditions, Specifications, Scope or Work, any attachments, exhibits, amendments; and I offer and agree to those requirements at the prices set forth in the Price Sheets.

Business Name: TRIMARK RAYGAL, LLC DBA TRIMARKFederal ID# 95-2707389License Nos ☐ Contractor License #: 1014395
(if checked,
Contractor to provide) ☐ DIR Registration #: 1000005656Business Type ☐ Individual/Sole Proprietor ☐ Partnership ☒ Limited Liability Co
(Contractor select one) ☐ Corporation (requires two signatures) ☐ OtherAddress: 210 COMMERCECity, State, Zip: IRVINE CA 92602Printed Name & Title: GARY R. WAHLSTROM - DIRECTOR OF ESTIMATINGPhone & Email: 949-474-1000 / GARY.WAHLSTROM@TRIMARKUSA.COMSignature(s):
(2nd Signature needed if corp)Date: 1/29/2019**II. ACCEPTANCE of Offer by the City of Name:**

I, the undersigned, hereby certify that I have the authority to accept Offer on behalf of and to bind City of Name and I accept the Offer accordingly. Contractor is now bound to furnish all requirements set forth in the Contractor's Offer. Contractor is cautioned not to begin work until a written notice to proceed or purchase order is received from City.

City of Brea, a California Municipal Corporation

Mailing Address: 1 Civic Center CircleCity, State, Zip: Brea, California 92821Printed Name & Title: Christine Marick, Mayor

Authorized Signature: _____

Date: _____

III. Attestation (if over \$25,000 or over \$175,000 for Public Works projects)Printed Name: Lillian Harris-NealTitle: City Clerk

Signature: _____

Date: _____

IV. Contract Effective Date and Contract Number

Effective Date: _____

Contract No: _____

To:
CITY OF BREA
JENN COLACION
1 Civic Center Circle
BREA, CA 92821

Project:
CITY OF BREA SENIOR CENTER
500 SEIVERS AVE
BREA, CA 92821
United States

From:
TriMark
Gary Wahlstrom
210 Commerce
Irvine, CA 92602-1318
949-474-1000
(949)398-8603 (Contact)
(949)795-7585 (Cell)
(949)474-0175 (Fax)
gary.wahlstrom@trimarkusa.com
United States

We are pleased to submit the following proposal for your review and approval. Please verify models, finished, voltage, accessories, any changes may incur additional costs

This Trimark food service equipment proposal is based on HEH foodservice design drawings dated 11/30/2018 sheets FS1.1 (equipment floor plan), FS5.2 (refrigeration details), FS6.2 (exhaust details) and FS6.5 (exhaust details). Foodservice equipment specifications dated January 3, 2019. Please feel free to contact us for questions regarding the scope of work and where the MEP tie ins, connections and coordination takes place


*****NOTE: Revised per email dated Feb. 5, 2019 from NEIL GROOM, CPPB.**

Item	Qty	Description	Sell	Sell Total
1	1 ea	EXISTING WATER HEATER Owner		<NIC>
2A	1 ea	MOP SINK CABINET Eagle Group Model No. F1916-VSCS-X Mop Sink Cabinet, single width, 25"W x 22-1/4"D x 84-1/4"H, slanted top, holds (2) mops, (2) hinged doors with transverse rod handles & keyed locks, 8" deep mop sink with service faucet, (1) 12"D fixed overhead shelf, includes 30" spray hose & spray hose bracket, 430 stainless steel construction, NSF (FLYER) ***NOTE: Service faucet, spray hose, and spray hose bracket included.	\$2,713.00	\$2,713.00
3	1 ea	FIRE PULL BOX --- BY OWNER Owner		<NIC>
4	1 ea	HAND SINK Eagle Group Model No. HSAP-14-ADA-FE-B Hand Sink, wall mount, 14" wide x 16" front-to-back x 5" deep bowl, 16/304 stainless steel construction, battery powered splash mount electronic eye faucet with 6-volt battery, marine edge on front & sides, 1/2" NPS water inlet, chrome-plated P-trap, deck mount soap dispenser, basket drain, skirt assembly & paper towel dispenser,	\$3,306.00	\$3,306.00



Initial: _____
Page 1 of 13

Item	Qty	Description	Sell	Sell Total
	1 ea	PHYSICALLY CHALLENGED, NSF 356128 T&S Electric-Eye Faucet, splash mounted, with battery & AC adapter for dual operations, replacement part, NSF		
5	1 lt	PAPER TOWEL DISPENSER Bobrick Washroom Packed lt	\$384.00	\$384.00
	2 ea	FMP 141-1163 Bobrick® Towel Dispenser, 11-1/2" x 4-7/8" x 15-1/4" H, for multi-fold or C-fold paper towels, quick refill access & hidden locking device, high impact plastic		
	2 lt	B-2012 automatic wall mounted soap dispenser		
6	1 ea	HAND SINK Eagle Group Model No. HSAP-14-ADA-FE-B Hand Sink, wall mount, 14" wide x 16" front-to-back x 5" deep bowl, 16/304 stainless steel construction, battery powered splash mount electronic eye faucet with 6-volt battery, marine edge on front & sides, 1/2" NPS water inlet, chrome-plated P-trap, deck mount soap dispenser, basket drain, skirt assembly & paper towel dispenser, PHYSICALLY CHALLENGED, NSF	\$3,306.00	\$3,306.00
7	1 ea	WALL CAPS --- BY OWNER Owner		<NIC>
8	2 ea	EXISTING UNHEATED AIR CURTAIN Owner		<NIC>
9	1 ea	SPARE NO Spare No.		<SPARE NO>
10	1 ea	SPARE NO Spare No.		<SPARE NO>
11	1 ea	CONDENSING UNIT --- INCLUDED IN ITEM NO: 13 Duracold Refrigeration Manufacturing Company		<INCLUDED>
12	1 ea	WALK-IN COOLER --- BY OWNER Owner		<NIC>
13	1 ea	EVAPORATOR COIL Duracold Refrigeration Manufacturing Company Shall be custom fabricated per plans, specifications, General conditions and approved shop drawings. All equipment must bear N.S.F., U.L., A.G.A. AND/OR OTHER CERTIFICATION LABELS as required	\$8,333.00	\$8,333.00
14A	2 ea	STORAGE SHELVES --- BY OWNER Owner		<NIC>
14B	2 ea	STORAGE SHELVES --- BY OWNER Owner		<NIC>
15	1 ea	WALK-IN FREEZER --- BY OWNER Owner		<NIC>
16	1 ea	EVAPORATOR COIL (FREEZER) --- INCLUDED IN ITEM NO: 13 Duracold Refrigeration Manufacturing Company		<INCLUDED>

Item	Qty	Description	Sell	Sell Total
17	2 ea	STORAGE SHELVES (FREEZER) --- BY OWNER Owner		<NIC>
18	1 ea	CONDENSING UNIT (FREEZER) --- INCLUDED IN ITEM NO: 13 Duracold Refrigeration Manufacturing Company		<INCLUDED>
19	1 ea	SPARE NO Spare No.		<SPARE NO>
20	1 ea	WATER FILTRATION SYSTEM, FOR ICE MACHINES 3M Purification Model No. ICE120-S Packed 6 ea (5616003) 3M™ Water Filtration Products Water Filter System, with gauge, 17"H x 4.5"D, vavle-in-head, standard water, single vessel, 1/4-turn shut off valve, max pressure of 125 psi at 100°F, 0.5 micron, 1.5 gpm flow rate, 9,000 gallons capacity, for sediment, chlorine taste & odor, cyst, scale, includes: (1) integral mounting bracket and (1) o-ring seal cartridge filter, 3/8" FNPT connections, NSF (for ice machines - cubers up to 750lbs, flakers up to 1200lbs: Manitowoc I 0302, 0303, 0304, 0305, 0322, 0323, 0324, 0325, 0452, 0453, 0454, 0455, 0502, 0503, 0504, 0505, 0522, 0523, 0523, 0524, 0525, 0594, 0592, 0606, 0696, Scotsman C 0322, 0330, 0522, 0530, 0630, Hoshizaki IM500, KM 250, 320, 351, 410, 450, 451, 515, 600, 631, 650, Ice-O-Matic ICE 0250, 0305, 0320, 0400, 0406, 0500, 0506, 0520, 0525, 0605, 0606, Koolaire K0250, 0350, 0420, 0500, 0600) (priced per each, packed 6 each per case)	\$179.00	\$179.00
21A	1 ea	DRY STORAGE SHELVING --- BY OWNER Owner		<NIC>
21B	2 ea	DRY STORAGE SHELVING --- BY OWNER Owner		<NIC>
22	11 ea	WALL FLASHING --- BY OWNER Owner		<NIC>
23	1 ea	3 COMPARTMENT POT SINK --- BY OWNER Owner		<NIC>
24	1 ea	SPLASH MOUNTED FAUCET --- BY OWNER Owner		<NIC>
25	1 ea	PRE-RINSE FAUCET W/SPRING --- BY OWNER Owner		<NIC>
26	1 ea	WALL SHELF --- BY OWNER Owner		<NIC>
27	1 ea	POT RACK WALL MOUNTED --- BY OWNER Owner		<NIC>
28	1 ea	SPLASH MOUNTED FAUCET --- BY OWNER Owner		<NIC>
29	1 ea	SPARE NO Spare No.		<SPARE NO>
30	1 ea	SPARE NO Spare No.		<SPARE NO>
31	2 ea	CORNER GUARDS --- BY OWNER Owner		<NIC>

Item	Qty	Description	Sell	Sell Total
32	1 ea	CLEAN DISHTABLE --- BY OWNER Owner		<NIC>
33	2 ea	WALL MOUNTED SLANT RACK --- BY OWNER Owner		<NIC>
34	1 ea	DISHWASHER, DOOR TYPE Jackson WWS Model No. DYNATEMP(40-70) DynaTemp® Dishwasher, door type, 30-5/16"W x 29-1/2"D x 61"H, high temperature sanitizing with built-in booster heater (40-70°F rise), approximately (57) racks/hour, Sani-Sure™ rinse feature, multi-cycle timer, digital controls, 17-1/4" clearance, auto-fill/auto-start, delime/manual wash switch, vent fan control, front & side dress panels, electric tank heater, stainless steel construction, adjustable feet, 1 HP wash pump, cETLus, ETL-Sanitation, ENERGY STAR® 	\$12,243.00	\$12,243.00
	1 ea	1 year parts & labor warranty, continental USA, standard		
	1 ea	2 year extended warranty available at a rate of 11% off the list price		
	1 ea	70 degree rise booster heater, standard		
	1 ea	230V/60/1-ph, 12.9 kw, 83.6 amps		
	1 ea	04820-100-04-07 Pressure Regulator, 1/2"		
	1 ea	06401-004-39-54 Drain Water Tempering Kit (for DynaTemp® models)		
	1 ea	05700-004-44-38 False panel, for DynaTemp®		
35	1 ea	CONDENSATE HOOD Accurex Model No. XD1 - 48.00 - S Shall be custom fabricated per plans, specifications, General conditions and approved shop drawings. All equipment must bear N.S.F., U.L., A.G.A. AND/OR OTHER CERTIFICATION LABELS as required	\$1,457.00	\$1,457.00
35.1	1 ea	UPBLAST EXHAUST FAN Accurex Model No. XRUD-101-VG Shall be custom fabricated per plans, specifications, General conditions and approved shop drawings. All equipment must bear N.S.F., U.L., A.G.A. AND/OR OTHER CERTIFICATION LABELS as required	\$1,328.00	\$1,328.00
36	1 ea	EXHAUST SYSTEM --- BY OWNER Owner		<NIC>
37	4 ea	DRY STORAGE SHELVING --- BY OWNER Owner		<NIC>
38	1 ea	DRY STORAGE SHELVING --- BY OWNER Owner		<NIC>
39	1 ea	SPARE NO Spare No.		<SPARE NO>
40	1 ea	SPARE NO Spare No.		<SPARE NO>
41	1 ea	WORK TABLE --- BY OWNER Owner		<NIC>
42	1 ea	SWING SPOUT POT FILLING FAUCET --- BY OWNER Owner		<NIC>




Initial: _____



Item	Qty	Description	Sell	Sell Total
43	1 ea	FIRE SUPPRESSION SYSTEM --- BY OWNER Owner		<NIC>
44	1 ea	EXHAUST ONLY WALL CANOPY HOOD W/ ASP Accurex Model No. XXDW-120.00-S Shall be custom fabricated per plans, specifications, General conditions and approved shop drawings. All equipment must bear N.S.F., U.L., A.G.A. AND/OR OTHER CERTIFICATION LABELS as required	\$6,434.00	\$6,434.00
44.1	1 ea	CONSTANT VOLUME FAN CONTROL CENTER Accurex Model No. XFCC-1 Shall be custom fabricated per plans, specifications, General conditions and approved shop drawings. All equipment must bear N.S.F., U.L., A.G.A. AND/OR OTHER CERTIFICATION LABELS as required	\$1,598.00	\$1,598.00
45	1 ea	UPBLAST EXHAUST FAN --- BY OWNER Owner		<NIC>
46	1 ea	TEMPERED SUPPLY FAN --- BY OWNER Owner		<NIC>
47	1 ea	RANGE, 60" RESTAURANT, GAS Therma-Tek Range Model No. TMD60-10-2 Medium Duty Range, gas, 60", (10) 30,000 BTU individual cast iron lift off burners, (2) 18" x 26" capacity full size ovens with one removable chrome plated rack each, valve control for burners, thermostat control for oven, pressure regulator, spill-proof pilot ignition system, stainless steel oven interior door panel and oven bottom panel, 5" stainless steel front rail, stainless steel exterior, 6" adjustable legs, 360,000 BTU, cULus, Sanitation Classified UL	\$3,959.00	\$3,959.00
	1 ea	CASTERS-6 Casters, 3 locking, 3 non-locking		
47A	1 ea	SAFETY SYSTEM MOVEABLE GAS CONNECTOR Dormont Manufacturing Model No. 1675KIT2S48 Dormont Blue Hose™ Moveable Gas Connector Kit, 3/4" inside dia., 48" long, covered with stainless steel braid, coated with blue antimicrobial PVC, 1 SnapFast® QD, 2 Swivel MAX®, 1 full port valve, coiled restraining cable with hardware, 160,000 BTU/hr minimum flow capacity, limited lifetime warranty	\$271.00	\$271.00
				
48	1 ea	WALL SHELF (CONCEALED BRACKETS) --- BY OWNER Owner		<NIC>
49	1 ea	SPARE NO Spare No.		<SPARE NO>
50	1 ea	WATER FILTRATION SYSTEM, FOR COMBINATION APPLICATIONS 3M Purification Model No. SGLP200-CL-BP (5636203) 3M™ Reverse Osmosis Water Filtration System, With Bypass, produces consistent Recipe Quality Water™, minimum 60 psi/maximum 125 psi, minimum 40°/maximum 100°, 200 gpd, sediment, chloramines, chlorine taste and odor, scale reduction, hardness, TDS reduction, includes: (1) RO storage tank, (1) integrated pump and (1) steel bracket, cleaning bypass, wall-mounted, quick disconnect plumbing, 1/2" plumbing connection for optional port (for	\$1,488.00	\$1,488.00
				



Item	Qty	Description	Sell	Sell Total
		combi-ovens, dual ovens and boilerless steamers)		
51	1 ea	WORK TABLE W/CASTERS --- BY OWNER Owner		<NIC>
52	1 ea	COMBI OVEN, GAS Angelo Po America Model No. FX61G3 CombiStar™ Combi Oven, gas, boilerless, (6) 12" x 20" full size hotel or (6) 1/1 GN pan capacity, programmable controls, touch display, (150) cooking programs with favorites menu, USB interface, automatic venting, humidity sensor, auto-reversible 5-speed fan, multi-point core temperature probe, double-glazed door with window, fully-automatic cleaning system, (LDR610) retractable spray gun, stainless steel construction, Chef training, 50,000 BTU, IPX5, NSF, cETLus	\$24,185.00	\$24,185.00
	1 ea	Mandatory initial site survey and utility verification (NET)		
	1 ea	Gas type to be specified		
	1 ea	120v/60/1-ph, 0.576 kW, 4.8 amps, AWG12, standard		
	1 ea	On site Chef Training (included in oven purchase) Includes: *One 2-hour Rep instructional training after start-up to address all basic oven operation questions as scheduled by owner and operator *One 4-hour Certified Chef training 30 days after initial training to address detailed and more specialized menu-specific questions as scheduled by owner and operator For Certified Installation		
	1 ea	CCFX61G3 "COMBICARE All-In-One™ is a Complete Package and includes: Free freight within US contiguous states APRO Reverse osmosis water treatment system Certified Installation and start up of oven and RO system - refer to install criteria (1) 10 liter detergent (1) 10 liter brightener Install kit for gas ovens Preventive maintenance program (one technical diagnostic review for each year of warranty) Warranty extended to a total of 3 years over the standard 2 years" (NET)		
	1 ea	APRODEDUCT RO Deduction for Stacked Units. Description: When two combi ovens are in a stacked configuration, only one RO is necessary. Please select this option to take the deduction of (1) APRO when ordering (2) ovens on the same order for stacking (NET)		
	1 ea	Warranty - parts and labor - extended to a total of 3 (three) years from date of installation or thirty-nine (39) months from the shipping date (whichever occurs first) with purchase of CombiCare Complete Package		
	1 ea	Door hinged on right, standard		
	1 ea	KSFX11GG Stacking Kit, for stacking on base GAS unit		
	1 ea	TRKSFX11 Support frame with casters - for use when stacking FX61 on FX61 or stacking FX61 on FX101 (Special order item, contact factory for lead time)		
	1 ea	SC61 Heat Shield for control side (left side) of FX61 CombiStar Combi		

Item	Qty	Description	Sell	Sell Total
Oven				
53	1 ea	COMBI OVEN, GAS Angelo Po America Model No. FX61G3 CombiStar™ Combi Oven, gas, boilerless, (6) 12" x 20" full size hotel or (6) 1/1 GN pan capacity, programmable controls, touch display, (150) cooking programs with favorites menu, USB interface, automatic venting, humidity sensor, auto-reversible 5-speed fan, multi-point core temperature probe, double-glazed door with window, fully-automatic cleaning system, (LDR610) retractable spray gun, stainless steel construction, Chef training, 50,000 BTU, IPX5, NSF, cETLus	\$21,053.00	\$21,053.00
	1 ea	Mandatory initial site survey and utility verification (NET)		
	1 ea	Gas type to be specified		
	1 ea	120v/60/1-ph, 0.576 kW, 4.8 amps, AWG12, standard		
	1 ea	On site Chef Training (included in oven purchase) Includes: *One 2-hour Rep instructional training after start-up to address all basic oven operation questions as scheduled by owner and operator *One 4-hour Certified Chef training 30 days after initial training to address detailed and more specialized menu-specific questions as scheduled by owner and operator For Certified Installation		
	1 ea	CCFX61G3 "COMBICARE All-In-One™ is a Complete Package and includes: Free freight within US contiguous states APRO Reverse osmosis water treatment system Certified Installation and start up of oven and RO system - refer to install criteria (1) 10 liter detergent (1) 10 liter brightener Install kit for gas ovens Preventive maintenance program (one technical diagnostic review for each year of warranty) Warranty extended to a total of 3 years over the standard 2 years" (NET)		
	1 ea	APRODUCT RO Deduction for Stacked Units. Description: When two combi ovens are in a stacked configuration, only one RO is necessary. Please select this option to take the deduction of (1) APRO when ordering (2) ovens on the same order for stacking (NET)		
	1 ea	Warranty - parts and labor - extended to a total of 3 (three) years from date of installation or thirty-nine (39) months from the shipping date (whichever occurs first) with purchase of CombiCare Complete Package		
	1 ea	Door hinged on right, standard		
	1 ea	TRKSFX11 Support frame with casters - for use when stacking FX61 on FX61 or stacking FX61 on FX101 (Special order item, contact factory for lead time)		
	1 ea	SC61 Heat Shield for control side (left side) of FX61 CombiStar Combi Oven		
53A	2 ea	SAFETY SYSTEM MOVEABLE GAS CONNECTOR Dormont Manufacturing Model No. 1675KIT2S48	\$271.00	\$542.00

Item	Qty	Description	Sell	Sell Total
		Dormont Blue Hose™ Moveable Gas Connector Kit, 3/4" inside dia., 48" long, covered with stainless steel braid, coated with blue antimicrobial PVC, 1 SnapFast® QD, 2 Swivel MAX®, 1 full port valve, coiled restraining cable with hardware, 160,000 BTU/hr minimum flow capacity, limited lifetime warranty		
54	1 ea	EXISTING CUBER AND STORAGE BIN --- BY OWNER Owner		<NIC>
55	1 ea	MICROWAVE SHELF --- BY OWNER Owner		<NIC>
56	1 ea	ISLAND COUNTER --- BY OWNER Owner		<NIC>
57	1 ea	POT RACK --- BY OWNER Owner		<NIC>
58	1 ea	SPARE NO Spare No.		<SPARE NO>
59	1 ea	SPARE NO Spare No.		<SPARE NO>
60	1 ea	HEAT LAMP Hatco Model No. GRAH-60 Glo-Ray® Infrared Foodwarmer, high wattage, tubular metal heater rod, single heater rod housing, aluminum construction, 1400 watts, NSF, cUL, UL	\$251.00	\$251.00
	1 ea	NOTE: Includes 24/7 parts & service assistance, call 800-558-0607		
	1 ea	One year on-site parts and labor warranty, plus one additional year parts only warranty on all Glo-Ray metal sheathed elements		
	1 ea	120v/60/1-ph		
	1 ea	BLT TOG-1 (1) Built-in toggle control (remote recommended) (Available at time of purchase only)		
	1 ea	No Tandem selection		
	1 ea	STANDARD Clear Anodized Aluminum, standard (Available at time of purchase only)		
61	1 ea	MICROWAVE OVEN General Model No. GEW 1000E Commercial Microwave Oven, 1.0 cu. ft. interior, digital touch pad control, LED display, 3-stage cooking capability, power level to 10, light up dial timer, metal handle, interlock system, 1000 watts, ETL, cULus, CE	\$288.00	\$288.00
	1 ea	120v/60/1-ph		
62	1 ea	DOUBLE PASS SHELVES (CEILING) --- BY OWNER Owner		<NIC>
63	1 ea	EXISTING HOT FOOD TABLE --- BY OWNER Owner		<NIC>
64	1 ea	SPARE NO Spare No.		<SPARE NO>
65	1 ea	PASS COUNTER --- BY OWNER		<NIC>

Item	Qty	Description	Sell	Sell Total
Owner				
66	1 ea	PREP COUNTER WITH SINK --- BY OWNER Owner		<NIC>
67	1 ea	SPLASH MOUNTED FAUCET --- BY OWNER Owner		<NIC>
68	1 ea	SPARE NO Spare No.		<SPARE NO>
69	1 ea	SPARE NO Spare No.		<SPARE NO>
70	2 ea	WASTE CANS --- BY OWNER Owner		<NIC>
71	2 ea	WALL SHELVES --- BY OWNER Owner		<NIC>
72	1 ea	FOOD SLICER, ELECTRIC General Model No. GSE 112 Slicer, manual, gravity feed, 12" blade, up to 7/16" slice thicknesses, (2) top-mounted removable stone sharpeners, full knife ring guard, regulator plate safety lock, electronic knife cover, spring loaded food tray return, on/off push buttons, high torque belt & pulley knife drive, chrome plated high carbon hollow ground steel knife, food tray hand guard, 55" flexible 3 prong wire cord, anodized & stain resistant, cast aluminum body, 1/3 HP, 150 watts, 2 amps, ETL, UL, NEMA 5-15P 	\$743.00	\$743.00
	1 ea	120v/60/1-ph		
73	2 ea	CABINET, ENCLOSED, BUN / FOOD PAN Cambro Model No. CMBH1826TBC194 Camtherm® Hot Cart, electric, tall profile, double door, (24) 2-1/2" full size food pans, (16) 4" full size food pans, (12) 6" full size food pans, (8) 8" full size food pans, temperature control dial, on-off power switch, adjustable chrome plated steel slide rails, Celsius solar digital thermometer, molded-in handles & bumpers, serving top, with vent, menu clip, polyethylene exterior, (2) 6" front swivel casters with brakes & (2) 10" rear casters, cord/plug, granite sand, 110v/50/60/1-ph, 1587 watts, 14 amps, NEMA 5-15P, NSF, ENERGY STAR®, cETLus 	\$5,905.00	\$11,810.00
74	2 ea	TRASH RECEPTICLE --- BY OWNER Owner		<NIC>
75	1 ea	TRASH RECEPTICLE --- BY OWNER Owner		<NIC>
76	1 ea	6" DIA. TRASH CHUTE --- BY OWNER Owner		<NIC>
77	1 ea	UNDERCOUNTER REFRIGERATOR Continental Refrigerator Model No. SW27-U Undercounter Refrigerator, 27"W, 7.4 cu ft capacity, one-section, (1) field rehingeable door, stainless steel front, top & end panels, aluminum interior, 1-3/8" diameter plate casters, front breathing, electronic control with digital display, hi-low alarm, rear-mounted self-contained refrigeration, R290 Hydrocarbon refrigerant, 1/5 hp, 	\$2,014.00	\$2,014.00

Item	Qty	Description	Sell	Sell Total
		cETLus, NSF, Made in USA		
	1 ea	Standard warranty (for the United States & Canada Only): 3 year parts and labor; 5 year compressor		
	1 ea	115v/60/1-ph, 6.3 amps, cord, NEMA 5-15P, standard		
78	1 ea	SPARE NO Spare No.		<SPARE NO>
79	1 ea	SPARE NO Spare No.		<SPARE NO>
80	1 ea	WORK COUNTER --- BY OWNER Owner		<NIC>
81	1 ea	BEVERAGE DISPENSER, ELECTRIC (HOT) BUNN Model No. 29250.0000 29250.0000 FMD DBC-3 Fresh Mix Dispenser, (3) 4 lb. hopper, 5.2 gallon/hr capacity, lighted graphics & flavor labels, set-up is password protected, one-touch portion control for 3 cup sizes, large hot water reservoir, adjustable legs & drip tray accommodate 20 oz. mugs, variable speed hopper motor, black decor, 120v/60/1-ph, 1800w, 15amps, NEMA 5-15P, cord attached, NSF, ETL	\$1,717.00	\$1,717.00
				
82	1 ea	ESPRESSO CAPPUCCINO MACHINE Franke Model No. A1000 FM (REPLACES MODEL FM850) A1000 FoamMaster™ Premium Class Coffee Machine, (2) grinders, (2) 2.5 lbs. locking bean hoppers, (2) locking powder hoppers, 2-gallon milk container with integrated temperature sensor & docking system, (4) operating modes, 10" touch screen with intuitive menu with video & audio, programmable milk pumping system with temperature control & variable foam consistency, hot milk foam/hot milk, cold milk foam/cold milk, iQFlow, automated CleanMaster cleaning program, cup recognition, hot water wand, plumbed drip tray, glossy black finish, 4.5-5.3 kW, 200-240v/60/1-ph, 22.4-24.2 amps, 2L-PE, L6-30P, cETLus, ETL-Sanitation (USA only, for export contact Franke)	\$22,634.00	\$22,634.00
				
	1 ea	iQFLOW Define taste profiles and shot times for each product independently. Each taste profile is real time assured by iQFlow. No grinder readjustments needed.		
	1 ea	BLACK Machine color, black		
	1 ea	SU12 CM Side Refrigeration, 2-gallon capacity, for (2) milk types, 110v/60/1-ph, 1LN-PE		
	1 ea	2P Two Powder Hoppers		
	1 ea	Installation Kit, includes: (1) jar cleaning tablets, water hose and BSP connector, technical support sticker, water hardness test strip, MSDS sheets for cleaning tablets, and milk cleaner (included in installation cost)		
	1 ea	12 month parts & labor warranty, standard		
	1 ea	EXTENDED WARRANTY Additional 1 year parts & labor warranty and year 1 scheduled maintenance (visit at 12 months from installation) (NET price, no additional discount available)		
	1 ea	Water filtration kit (includes Mavea C300 filter cartridge, filter head, fittings, water test kit).		

Item	Qty	Description	Sell	Sell Total
	1 ea	Cleaning tablets (qty: 100 tablets = 100 cleanings)		
	5 ea	Milk detergent, 1 liter bottle (3 months of cleanings)		
	1 ea	Franke / Horizon Keystone Financial Partnership, for information please contact: Natalie M. Stone Senior Business Development Manager (856) 380-8145 nstone@horizonkeystone.com Franke machine update The FM850 is aging out (probably in 2019) so Franke is quoting the new A1000 as a replacement, especially for new builds. A1000 spec sheet is attached to this quote. Electrical, water and drain specs are the same as the FM850. The footprints and pricing are about the same also. Franke new A series machines are slightly less expensive, easier and more affordable to repair for your customer. New advanced technology provides your customer with more options and advantages than older machines. If spec change is not possible we can still quote the FM850 currently.		
83	1 ea	COFFEE BREWER  FETCO Model No. CBS-51H-15 Handle Operated Series Coffee Brewer, single, 1.5 gallon capacity, automatic, on/off switch, two-portion standard, gravity flow dispense tube system, programmable recipes, gourmet coffee brew basket locks during brew cycle, hot water service, tank drain, cUL, UL, NSF, use with FETCO #D449, #D452, or #D009 (sold separately)	\$1,919.00	\$1,919.00
	1 ea	NOTE: Pricing and specifications subject to change with or without notice - Please call 1.800.FETCO.99 for confirmation		
	1 ea	Circuit board: 3 year parts & 1 year labor warranty, standard		
	1 ea	Electro-mechanical parts: 2 year parts & 1 year labor warranty, standard		
	1 ea	All other parts: 1 year parts & 1 year labor warranty, standard		
	1 ea	C51016 1 x 1.8 kW heater, 120v/1-ph, 2+G wires, 1.9 kW, terminal block, 15.8 max amp draw, 4.5 gallons per hour		
	1 ea	D449 L4D-15 LUXUS® Thermal Dispenser, 1.5 gallon, Freshness Timer®, Volume Indicator™, vacuum insulated, flip & hide fill-through lid, base with built-in handles and drip tray		
	1 ea	1 year parts warranty, standard		
	1 ea	Black dispenser faucet, std.		
84	1 ea	ICE & WATER DISPENSER  Scotsman Model No. HID312A-1 Meridian™ Ice & Water Dispenser, H2 Nugget Ice, air cooled, production capacity up to 260 lb/24 hours at 70°/50° (225 lb AHRI certified at 90°/70°), 12 lb bin storage capacity, stainless exterior, external air filter, AgION™ antimicrobial protection, R-134a refrigerant, 115V/60/1-ph, 7.0 amps, cULus, NSF, CE	\$4,426.00	\$4,426.00
	1 ea	3 year parts & labor warranties		
	1 ea	5 year parts on compressor & condenser		

Item	Qty	Description	Sell	Sell Total
85	1 ea	BEVERAGE COUNTER --- BY OWNER Owner		<NIC>
86	1 ea	DECK MOUNTED FAUCET --- BY OWNER Owner		<NIC>
87	1 ea	DESK --- BY OWNER Owner		<NIC>
88	2 ea	WALL CABINETS --- BY OWNER Owner		<NIC>
89	1 ea	COUNTER --- BY OWNER Owner		<NIC>
90	1 ea	WATER FILTRATION SYSTEM, FOR COMBINATION APPLICATIONS 3M Purification Model No. HF160-CLS (5626002) 3M™ Water Filtration Products Chloramines Reduction System, 15-7/8"H x 4-3/8"D, 2.2 gpm, 0.2 micron, 4,700 gallons capacity, reduces bacteria, sediment, chloramines, chlorine taste & odor, cyst, scale reduction, 1/2" FNPT, NSF (for coffee/hot tea applications)	\$325.00	\$325.00
	1 ea	VH3-NPT HEAD-WITH GAUGE (6213001) 3M™ Water Filtration Products Valve-In-Head, with shroud & gauge, 3/8" FNPT connections		
88801	1 ea	BUYOUT AND CUSTOM FAB INSTALL --- BY OWNER Owner		<NIC>
88802	1 ea	HOOD INSTALL --- BY OWNER Owner		<NIC>
88803	1 ea	WALKIN INSTALL --- BY OWNER Owner		<NIC>
88804	1 ea	ICE MACHINE STARTUP --- BY OWNER Owner		<NIC>
88805	1 ea	REFRIGERATION RACK INSTALL --- BY OWNER Owner		<NIC>
88806	1 ea	FIRE SYSTEM INSTALL/HOOKUP --- BY OWNER Owner		<NIC>
88807	1 ea	HOOD ENCLOSURES AND FLASHING --- BY OWNER Owner		<NIC>
88808	1 ea	ESPRESSO MACHINE INSTALL Franke Machine install, startup and calibration of equipment by Franke authorized service partner	\$845.00	\$845.00
99902	1 ea	FREIGHT TriMark	\$4,450.00	\$4,450.00
99902	1 ea	STAGING AND DELIVERY TriMark	\$1,560.00	\$1,560.00
Merchandise				\$145,761.00
Tax 7.75%				\$11,230.99
Total				\$156,991.99

THANK YOU FOR THE OPPORTUNITY AND I LOOK FORWARD TO HEARING
FROM YOU SOON.

CALIFORNIA CONTRACTORS LICENSE #1014395

Acceptance: _____ Date: _____

Printed Name: _____

Project Grand Total: \$156,991.99

Bid Name RFB #19-01-04 - Kitchen Equipment for Brea Senior Center

Submit this sheet with your offer.

Item Code	Name	Unit	Qty	Brand	Alt	Del. Cal. Days	Notes
02A	Mop Sink Storage Cabinet	EA	1	Eagle Group: F1916-VSCS	No	21	
02B	Janitor Service Faucet	EA	1	T&S: B-0655-BSTP	No	21	
4	ADA Electronic Hand Sink	EA	1	Eagle Group: HSAP-14-ADA-FE-B	No	21	
5	Soap & Towel Dispenser	EA	2	Bobrick: B-4642 and B-2012	No	21	
6	ADA Electronic Hand Sink	EA	1	Eagle Group: HSAP-14-ADA-FE-B	No	21	
11	Condensing Unit (Refrigerator)	EA	1	Arctic: RFH080E44-D	No	28	
13	Evaporator Coil (Refrigerator)	EA	1	Russell: RL6A073ADAAL	No	28	
16	Evaporator Coil (Freezer)	EA	1	Russell: RL6E049DDAAL	No	28	
18	Condensing Unit (Freezer)	EA	1	Arctic: RFH150L44-D	No	28	
20	Water Filter Assembly	EA	1	3M Purification: ICE120-S	No	21	
34	Warewasher, Door Type	EA	1	Jackson WWS: DynaTemp-E	No	21	
35	Condensation Hood (Type 2)	EA	1	Captive_Aire: 4848	No	28	
44	Exhaust Hood (Type 1)	EA	1	Accurex: XXDW-120-S	No	28	
47	60" Range - 10 Burners - 2 Standard Ovens	EA	1	Thermatek: TMD60-10-2	No	21	
50	Water Filter Assembly	EA	1	3M Purification: SGLP200-CL-BP	No	21	
52	Combi Oven (Bottom)	EA	1	Angelo Po: FX61G3	No	35	
53	Combi Oven (Top)	EA	1	Angelo Po: FX61G3	No	35	
60	Heat Lamp, Rod Type	EA	1	Hatco: GRAH-60	No	21	
61	Microwave Oven	EA	1	General: GEW 1000E	No	21	
72	Slicer, Manual	EA	1	General: GSE 112	No	21	
73	Hot/Cold Holding Carts	EA	2	Cambro: CMBPTHHD	No	21	
77	Undercounter Refrigerator	EA	1	Continental Refrigerator: SW27-U	No	21	
81	Hot Beverage Dispenser	EA	1	BUNN: 29250	No	21	
82	Coffee Machine	EA	1	Franke: FM850 T 2M 1P HD AS MUT	No	21	
83	Coffee Maker, Insulated Server, Automatic	EA	1	Fetco: CBS-51H-15	No	21	
84	Ice Machine/Dispenser	EA	1	Scotsman: HID312A-1	No	21	
90	Water Filter Assembly	EA	1	3M Purification: HF160-CLS	No	21	
91	Refrigerated Self-Service Case	EA	1	Structural Concepts: HV38RSS	No	56	

Del. Cal. Days = enter the number of calendar days to deliver the listed line item after receipt of order from the City.**Notes** = provide any need-to-know information about a given line item.

Bid Type **RFB**
Bid Number **19-01-04**
Title **Kitchen Equipment for Brea Senior Center**
Start Date **Jan 4, 2019 4:49:28 PM PST**
End Date **Jan 22, 2019 2:00:00 PM PST**
Agency **City of Brea**
Bid Contact **Neil H Groom**
(714) 990-7708
NeilG@CityofBrea.net
1 Civic Center Circle
Brea, CA 92821

Description

I. Overview

- A. City of Brea (City) is requesting offers from responsive and responsible Offerors to furnish the Kitchen Equipment as listed in the eProcurement Line Items that conform to the solicitation requirements, specifications, and terms and conditions.
- B. Offerors may submit partial offers according to the items that they can provide.
- C. City may make multiple awards based on offer prices and corresponding items and guaranteed delivery dates.
- D. Delivery is required no later than March 31, 2019 due to CDBG funding-out after that date.

II. Offeror Qualifications

- A. Offerors must have demonstrated the attribute of trustworthiness, as well as quality, fitness, capacity, and experience to satisfactorily provide the items specified in this solicitation (as determined from prior experience with the city, references, and other available information).
- B. Offerors must be capable of providing eProcurement Line Items by stated delivery times.
- C. Offerors must be an authorized sales distributor for the listed items.

III. Specifications

- A. Requirements
 - 1. Each eProcurement Line Item will list the approved manufacturers, model numbers, and quantities.
 - 2. These items have been incorporated into a design/build project; therefore, Substitutions or Alternates will NOT be considered for this eProcurement unless an approved equal has been approved by City. Any requests for approved equals must be submitted by the question deadline.

3. If a given part number is no longer available and has been replaced by an updated part number from that manufacturer, then City's approval is required prior to vendor ordering and shipping updated part number.
4. All items must meet or better all applicable Federal, State, and local requirements and all applicable OEM requirements.
5. City reserves the right to add, change, or delete items at its discretion.
6. Attached cut sheets (BREA_SENIOR_CENTER_Buy_Out_List 010319.pdf) and delivery times worksheet (RFB 190103-Equipment-Delivery Times.xlsx) provide additional detail.

B. Approved Equals Requests

1. Provide side-by-side comparison details showing how the proposed item is equal to or better than eProcurement Line Item.
2. Submit your approved equals requests by the question deadline.
3. Note only products that meet or better all salient characteristics and product specified in the Specifications will be considered. Salient Characteristics are the particular characteristics that describe the essential physical and functional features of material or service required or OEM specifications.
4. Be aware that failure to provide the above will cause that approved equals request to be rejected due to non-responsiveness.
5. Note that City will respond to all requests for approved equals, received in time and in the manner described above, by posting an online addendum with City's determination, which shall be final.

C. Quantities

1. Quantities are as listed in the eProcurement line item detail.
2. While City intends to purchase the stated quantities, City does not imply or make any commitment to purchase any specific quantity.

IV. Delivery and Storage and Re-Delivery

- A. Deliver all items no later than March 31, 2019. This procurement is funded by CDBG and the funds will not be available after this date; therefore, TIME IS OF THE ESSENCE and City will use delivery time as a factor in determining award. Provide delivery costs on the designated eProcurement line item.
- B. Pack all items to ensure that each item can be handled and transported safely from the shipping point, during transit, arrival at the destination point, offloading, and storage. Packing materials and packaging must be appropriate to the items. Include packing costs in the unit cost of each eProcurement line item as appropriate.
- C. Do not backorder items unless specifically permitted by City Representative.
- D. Do not hold items to consolidate orders unless specifically permitted by City Representative.
- E. Store all delivered items until City is ready to have its contractor install those items. Provide monthly storage costs on the designated eProcurement line item.

- F. Re-Deliver and off-load all items to the Brea Senior Center. Coordinate re-delivery with City's contractor based on their installation timelines. Provide re-delivery costs on the designated eProcurement line item.
- G. City reserves the right to reject items that fail to comply with Specifications, are damaged, or are in excess of ordered quantities.
- H. City may elect to have vendor either: (i) pick up items to be returned to vendor within five business days of notification and process credit for returned items within ten business days of receipt; or (ii) expedite replacement of such items at vendor's sole expense.
- I. Vendor is responsible the care, custody, and control while items are in transit and in storage.

V. Warranty

- A. All items must carry manufacturer's warranty, which shall not begin until City has them installed by its contractor.
- B. Vendor must handle all warranty related issues.

VI. Timelines

- A. Procurement and Delivery
 - 1. 01-04-19 Release of RFB
 - 2. Not Held Pre-bid Meeting
 - 3. 01-14-19 Questions/Approved Equals Requests due by 2:00pm
 - 4. 01-22-19 Bids Due by 2:00pm
 - 5. 02-05-19 Award of Contract (tentative)
 - 6. 03-31-19 Delivery of Equipment (required)
- B. Offer Submittal Requirements
 - 1. Submit these forms with your offer:
 - 2. Non-collusion Affidavit
 - 3. Client References
 - 4. Signed Offer and Acceptance (must be signed for Offer to be valid)
 - 5. Note that Offers are subject to all applicable CDBG requirements.
 - 6. Provide the Equipment Price List with delivery times with your offer. Enter the number of calendar days for delivery after receipt of order from City.
 - 7. Failure to provide the above may cause your offer to be deemed non-responsive.

Continued on Next Page

VII. Price**A. General**

1. Unit Price Cost: includes item cost and packaging costs and in-bound freight costs.
2. Government-Mandated Taxes and Fees: provide the total of all taxes and fees on the appropriate eProcurement line item.
3. Delivery Costs: provide the delivery costs on the appropriate eProcurement line item.
4. Storage: provide the total monthly storage costs for all items, until City is ready to have its contractor install those items, on the appropriate eProcurement line item
5. Re-Delivery Costs: provide the re-delivery costs on the appropriate eProcurement line item.
6. Additional Charges: none allowed.

B. Optional

1. Note that City may elect to have the items delivered directly to one of its facilities, which would eliminate the Storage and Re-Delivery costs, but vendors must still provide the cost for those line items.

C. Acknowledgements

1. If the manufacturer or offeror has any exceptions (variations, deviations, deletions, additions, and the like) from these Specifications, they must state exactly what those exceptions are and any impact on form, fit, or function in its offer. City reserves the exclusive right to either accept or reject those exceptions and City's decision is final. Offeror, in submitting its offer, understands and acknowledges these requirements and conditions.
2. Offeror acknowledges that it has the authority to submit an offer on behalf of the entity and to bind the entity to all requirements of the City of Brea Terms & Conditions, Specifications; and offers and agrees to those requirements at the prices set forth in its offer.

Items Details

Item Code	Name	Unit	Qty	Brand	Allow Alt.	Est. Price	Ext. Price	NOTE
02A	Mop Sink Storage Cabinet	EA	1	Eagle Group: F1916-VSCS	N			
02B	Janitor Service Faucet	EA	1	T&S: B-0655-BSTP	N			
4	ADA Electronic Hand Sink	EA	1	Eagle Group: HSAP-14-ADA-FE-B	N			
5	Soap & Towel Dispenser	EA	2	Bobrick: B-4642 and B-2012	N			
6	ADA Electronic Hand Sink	EA	1	Eagle Group: HSAP-14-ADA-FE-B	N			
11	Condensing Unit (Refrigerator)	EA	1	Arctic: RFH080E44-D	N			
13	Evaporator Coil (Refrigerator)	EA	1	Russell: RL6A073ADAAL	N			
16	Evaporator Coil (Freezer)	EA	1	Russell: RL6E049DDAAL	N			
18	Condensing Unit (Freezer)	EA	1	Arctic: RFH150L44-D	N			
20	Water Filter Assembly	EA	1	3M Purification: ICE120-S	N			
34	Warewasher, Door Type	EA	1	Jackson WWS: DynaTemp-E	N			
35	Condensation Hood (Type 2)	EA	1	Captive_Aire: 4848	N			
44	Exhaust Hood (Type 1)	EA	1	Accurex: XXDW-120-S	N			
47	60" Range - 10 Burners - 2 Standard Ovens	EA	1	Thermatek: TMD60-10-2	N			
50	Water Filter Assembly	EA	1	3M Purification: SGLP200-CL-BP	N			
52	Combi Oven (Bottom)	EA	1	Angelo Po: FX61G3	N			
53	Combi Oven (Top)	EA	1	Angelo Po: FX61G3	N			
60	Heat Lamp, Rod Type	EA	1	Hatco: GRAH-60	N			
61	Microwave Oven	EA	1	General: GEW 1000E	N			
72	Slicer, Manual	EA	1	General: GSE 112	N			
73	Hot/Cold Holding Carts	EA	2	Cambro: CMBPTHHD	N			
77	Undercounter Refrigerator	EA	1	Continental Refrigerator: SW27-U	N			
81	Hot Beverage Dispenser	EA	1	BUNN: 29250	N			
82	Coffee Machine	EA	1	Franke: FM850 T 2M 1P HD AS MUT	N			
83	Coffee Maker, Insulated Server, Automatic	EA	1	Fetco: CBS-51H-15	N			
84	Ice Machine/Dispenser	EA	1	Scotsman: HID312A-1	N			
90	Water Filter Assembly	EA	1	3M Purification: HF160-CLS	N			
91	Refrigerated Self-Service Case	EA	1	Structural Concepts: HV38RSS	N			

See Exhibit A

SOLICITATION, OFFER, AND AWARD TERMS AND CONDITIONS

- A. **Key Definitions:** **City**=City of Brea; **Contractor**=Chosen Offeror; **Offer**=bid, proposal, quote; **Offeror**=Independent party providing an Offer; **Solicitation**=Request for Bids (RFB), Request for Proposals (RFP), Request for Quote (RFQ), or other request with Specifications, Scope of Work or Services, Specific Terms and Conditions.
- B. **Open Competition:** City encourages all qualified businesses to submit Offers. Purchasing will assist by providing detailed instructions, procurement policies, and other relevant information upon request to any prospective Offeror seeking assistance.
- C. **Applicable Laws:** Offerors and Offers must comply with all Federal, State of California, and local laws, regulations, codes, rules, and requirements including without limitation those promulgated by CAL-OSHA, FED-OSHA, EPA; the California State Department of Health Services; State Division of Industrial Safety; and City regulations; the Immigration Reform and Control Act of 1986, as amended; verification of the employment eligibility of Contractor's employees working in City; and the Workers Compensation laws of the State of California as applicable to their provision of goods and/or services to the City.
- D. **Cancellation of Solicitation:** City may cancel this solicitation at any time, without any obligation whatsoever.
- E. **Requirements, Specifications, Qualifications, Acknowledgment:** Offerors must review all requirements carefully and thoroughly including without limitation: the Solicitation, specifications, scope of work, exhibits, attachments, insurance, bonding, affidavits, qualifications, certifications, licensing, references, and any other requirements prior to submitting an Offer. An Offer constitutes an acknowledgment that Offeror has thoroughly examined and is familiar with the aforementioned requirements. Offeror will not be relieved from any obligations for Offeror's failure or neglect to examine the aforementioned requirements.
- F. **Federally-Funded Requirements:** Offeror certifies that it has a written affirmative action program that complies with all Applicable Laws; has not been disbarred; complies with all other applicable Federal regulations stated in Solicitation. Such certifications must be submitted with the Offer and on any City-provided forms included in the Solicitation. These requirements pertain to Solicitations that include federal funding requirements.
- G. **Questions and Answers; Addendum:** Offerors, who would like to have any exceptions considered by City or need clarification of any requirements, must submit a written request to person named in the Solicitation within 7 calendar days before Offer due date, unless a different date is stated in Solicitation. Attempts to obtain information from other City employees or contractors during the procurement cycle may disqualify the Offeror and its Offer.
1. **Approved-Equals Requests:** Offeror must submit a request for approved equal with sufficient side-by-side supporting data, warranty information, and the corresponding item number for any items Offeror believes to be equal or better than specified in the Solicitation, wherein approved-equals are so-allowed.

2. **Specifications, Terms or Conditions:** Offeror must submit a written request for any clarifications or deviations.
3. **Unapproved Exceptions:** Offers with unapproved exceptions will be rendered non-responsive.
4. **Responses (Addendum):** City will publish finalized answers and any modifications to Solicitation via sequentially-numbered addendum by posting same on City's eProcurement system, or by email or mail as appropriate to the type of Solicitation Request. Prospective Offerors must regularly check those portals for addendums prior to submitting an Offer.
5. **Acknowledgment:** Offerors must acknowledge receipt of all such addenda as follows:
 - a) **Electronic Offers:** acknowledge all addendum before Offer can be submitted.
 - b) **Email Offers:** state last addendum number received or "none" if none received in the email Offer.
 - c) **Paper-Based Offers:** state last addendum number received or "none" if none received in the cover letter or on the Acknowledgment of Addendum page if provided.
- H. **New Materials:** Offerors must provide new products that are in good condition unless otherwise stated in the Solicitation.
- I. **Patents, Royalties, and License Fees:** Offerors must include all applicable patent, copyright, royalties, and license fees in Offer prices, defend all suits or claims for any infringement against City, and hold City harmless from any associated loss, costs, and attorney's fees.
- J. **Discounts/Rebates:** Offeror must include any discounts or rebates in Offer prices, not separately.
- K. **Delivery Terms:** Offeror must include all applicable delivery charges in Offer prices. Offeror must ship FOB destination to the City-specified location where title transfers to City.
- L. **Installation Costs:** Offeror must include all applicable installation costs in Offer prices. Note on-site installations require insurance; visit www.CityofBrea.net/Purchasing, Insurance and Bonding heading for general requirements.
- M. **Prevailing Wages:** Offeror must include all applicable prevailing wages, as applies to Public Works projects in Offer prices; visit www.CityofBrea.net/Purchasing, Public Works Terms and Conditions for detailed requirements.
- N. **Taxes:** Offeror must include sales tax for lump sum items; and exclude sales tax for individual items, unless otherwise specified in the Solicitation in Offer prices. City pays applicable State sales or use tax at the Orange County rate in effect at the time of purchase, and will include sales tax on the Purchase Order.
 1. Deliveries made by vendor-owned truck are taxable.
 2. Assembly is taxable, while installation is not.

3. City is exempt from Federal Excise tax.
- O. **Non-Collusion:** Offeror certifies it has not divulged, discussed, compared, or colluded with any other Offerors or parties prior submitting their Offer. Offerors must sign and submit any City-provided Non-Collusion Affidavit with Offer.
- P. **Offer: All, None, Some:** Offerors may stipulate all, none, or some in their Offer unless otherwise stated in Solicitation.
- Q. **Offer Preparation and Documents Costs:** Offerors prepare and make their offers at their sole expense.
- R. **Offer Withdrawal:** Offerors may withdraw their Offer in writing or in person up to the Offer Due Time and Date. Offers not withdrawn by Offer Due Time and Date constitute an irrevocable offer, which shall be valid through the Offer Validity Period.
- S. **Offer Signatures:** Offerors must affix their signatures on all documents requiring signatures. Signature must be by person or persons legally authorized to bind Offeror to execute a contract. Upon request of City, any agent submitting an Offer on behalf of an Offeror shall provide a current power of attorney certifying the agent's authority to bind the Offeror.
- T. **Offer Submission:** Offerors must include completed forms, addendum acknowledgment, and other submittals stated in Solicitation in their Offers to be considered for award. Unless otherwise stated in the Solicitation, Offers may be submitted by:
 1. **Electronic Offers:** submit Offer in City's eProcurement system www.CityofBrea.net/Purchasing.
 2. **Email Offers:** submit Offer to stated email address.
 3. **Paper-Based:** submit Offer to stated mailing address.
- U. **Offer Due Time and Date:** Offerors must submit their Offers in sufficient time to ensure that it is received by City by the due time and date, at the designated location, and in the manner stated in Solicitation. Offeror is solely responsible for delivery method and any associated delays.
- V. **Offer Opening:** Offers received by the due time and date at the designated location will be unsealed immediately thereafter.
- W. **Offers that are Late or Misdirected:** Offers received late or misdirected are non-responsive and will be rejected.
- X. **Offer Evaluation:** Offers will be evaluated to determine if they are responsive to Solicitation requirements. Offers deemed non-responsive will not be considered for award. Offerors will be evaluated to determine if they meet the qualitative, quantitative, and responsibility requirements as may be stated in the Solicitation.
 1. Offers with extended price errors will be correctly extended and totaled by quantity multiplied by unit price.
 2. Offers including early payment discount terms will not be considered in award determination unless it is a tie Offer.
 3. City may waive any informalities or irregularities deemed in City's best interest; City's determination is final.

4. City will evaluate all applicable information including without limitation: (i) Offeror's customer references and subcontractor's customer references; (ii) clarifications, presentations, and interviews; (iii) any best and final offer responses; (iv) any negotiations; (v) willingness to except City's terms and conditions; (vi) willingness to enter into contract with City; (vii) licenses, certifications, and financial capacity; and (viii) any additional pertinent information.
 5. City will reduce the amount of Local Vendor Offers by 1% for Formal Solicitation Purchases for comparison purposes only. A Local Vendor is one who (i) maintains a place of business and transacts business in, or maintains inventory for sale in City; (ii) is current in payment of business taxes to City; and (iii) possesses all necessary licenses and permits from City. Offerors wishing to be recognized as a Local Vendor should clearly indicate substantiating facts with their Offer.
- Y. **Offer Validity Period:** City intends to make award within three months from the date Offers are opened, unless otherwise stated in the Solicitation. City may request an extension of the award date; however, Offerors may submit a written request to withdraw their offer from further consideration at that time.
- Z. **Awards:** City intends to award based on the following:
1. **Responsive and Responsible Offeror:** an Offeror that both:
(i) has submitted an Offer to furnish supplies, materials, equipment, services, or a public works project in conformity with the Solicitation; and
(ii) has demonstrated the attribute of trustworthiness, as well as quality, fitness, capacity, and experience to satisfactorily provide the requirements specified in the Solicitation (as determined from prior experience with City, references, and other available information).
 2. **Cost-Based Products or Services:** City will award to the lowest responsive and responsible offeror.
 3. **Professional Services:** City will award to a responsive and responsible offeror on the basis of demonstrated competence, professional qualifications, and a fair and reasonable price.
 4. **Public Works Projects:** City will award to the lowest responsive and responsible offeror.
 5. **Best Value:** City will award to a responsive and responsible offeror on the basis of the best overall value to City including qualifications, experience, past performance, and price.
 6. **Tie Offers:** City, for two or more responsive offers that are for the same total amount or unit price, quality and service being equal, may either: (i) select one based on delivery date, scope of warranty, local vendor status, or other benefit deemed to be in the City's best interests; or (ii) accept the offer made by negotiation with the tie offerors.
 7. **Single, Multiple, or Partial Awards:** City may award a single Offeror, multiple Offerors, or portions of Offers as may be in City's best interest.
 8. **Right to: Reject Offers; Rescind Intent to Award; Award Next Most Responsive and Responsible Offeror:** City may (i) accept or reject any

and all Offers; (ii) rescind any intent to award any Offeror; (iii) award the next most responsive and responsible Offeror.

- AA. **Notice of Intent to Award:** City will issue notice(s) of intent to award the Chosen Offeror(s). When City issues only a Purchase Order, the Purchase Order becomes the de facto notice of intent to award and the award itself. When City requires a separate Contract, the notice of intent to award will provide submittal requirements for final award that include without limitation: the contract, any required bonds, evidence of insurance, indemnifications, City business license, and other documents as required in the Solicitation and the Notice of Intent to Award notification, which Chosen Offeror must provide within 10 calendar days of City's issuance of the notice of intent to award or City may rescind its intent to award. The Notice of Intent to Award does not constitute a contract and is not be considered as a binding commitment by City to make a contract award.
- BB. **Contract/Agreement:** City will award the Offeror(s) who meet(s) the preceding Awards criteria by either:
1. **Purchase Order:** City will issue a purchase order as acceptance of the Offer that will incorporate the Solicitation's Specifications, Scope of Work or Services, Specific Terms and Conditions by reference and the Purchase Order Agreement Terms and Conditions section below; or
 2. **Contract and Purchase Order:** City will issue: (i) a contract that will incorporate the Solicitation's Specifications, Scope of Work or Services, Specific Terms and Conditions, and any applicable agreed-upon terms and conditions for signing by Chosen Offeror who is expected to execute the contract; sign all necessary documents; provide all required bonds, evidence of insurance, indemnifications, City business license, and other documents as required in the Solicitation and the Notice of Intent to Award notification and provide two full sets of all items to City within 10 calendar days of City's issuance of the notice of intent to award; and (ii) a Purchase Order that will incorporate the Contract Terms and Conditions by reference absent the Purchase Order Agreement Terms and Conditions section below.
- CC. **Notice to Proceed:** City will issue a notice to proceed to the Contractor to commence providing the requirements of the Contract/Agreement at the time stated in that notice. When City issues only a Purchase Order, the Purchase Order becomes the de facto notice to proceed award itself unless otherwise stipulated in the Purchase Order.

PURCHASE ORDER AGREEMENT TERMS AND CONDITIONS

- A. **Precedence:** in the absence of a formal written agreement executed by the City and Contractor, the terms and conditions in this section shall apply.
- B. **Acceptance:** Contractor, by processing and delivering and/or performing the requirements of a received Purchase Order shall be deemed as prima facie evidence of acceptance of the terms and conditions hereunder.
- C. **Additions or Deletions of Goods and/or Services:** City reserves the right to increase or decrease the goods and/or services and City will pay for or be credited for the corresponding change based on the original Offer prices as may be adjusted by any allowable unit price changes (i) as provided for in the original

Solicitation; or (ii) that were not provided for in the original Solicitation in an aggregate amount not to exceed \$25,000.00 or if no contingency limit had been specified for an amount that cumulatively does not exceed 5% of the original purchase amount or \$5,000, whichever is less.

- D. **Payment Terms:** City will issue payment to Contractor within net 30 days after satisfactory receipt of goods or services and invoice, whichever occurs last. City will not make advance payment unless: (i) Contractor, before final award, has furnished a satisfactory security of equal monetary value as stated in the Solicitation or as City has permitted otherwise; or (ii) it is for an annual pre-paid maintenance plan; or (iii) it is for an event requiring an earnest deposit to hold the date in which case the deposit shall not exceed 25% of the event cost total, otherwise Contractor, before final award, must furnish a satisfactory security of equal monetary value.
- E. **Business License:** Contractor, who will be operating within City, including temporary activities and contractors with offices outside City, must have a current business license prior to providing any product or services to City. Contractor is responsible for all associated costs. Visit <http://www.cityofbrea.net/111/Business-License-Requirements>.
- F. **Quality Guaranty:** Contractor must provide a 12-month minimum warranty on all Contractor-furnished articles including but not limited to labor, products, workmanship unless otherwise stated in the Solicitation. In the event City discovers any defective Contractor-furnished articles, at City's discretion, Contractor shall cure, at Contractor's sole expense, either by (i) repairing; (ii) removing and replacing; or (iii) removing, returning, and refunding money to City for all such defective articles. In the event Contractor does not implement the cure in a reasonable time, City may have all such defective articles cured by other means and charge Contractor for that cure.
- G. **Hold Harmless and Indemnification:** Contractor shall indemnify, defend and hold harmless City and its officers and employees from and against any and all claims of any kind or nature presented against City arising out of Contractor's and/or Contractor's employees, representatives, subcontractors, products performance under any awarded purchase order contract or agreement excepting only such claims, costs or liability which may arise out of City's sole negligence.
- H. **Bonding Requirements:** Contractor must provide the specific bonds, in the required amounts, in a form acceptable to City, and by the stated time required as may be stated in Solicitation (samples may be included in Solicitation). Checks or letters of credit will not be accepted in lieu of bonding unless otherwise stated in the Solicitation. For minimum standard requirements visit www.CityofBrea.net/Purchasing, Insurance and Bonding heading for general requirements. Typical requirements are:
1. Bid Bond/Security of 5% Offer price if more than \$25,000
 2. Payment Bond of 100% of Offer price
 3. Performance Bond of 100% of Offer price
- I. **Insurance Requirements:** Contractor must provide the specific insurance in required amounts, in a form acceptable to City, by required time as may be

stated in Solicitation. For minimum standard requirements visit www.CityofBrea.net/Purchasing, Insurance and Bonding heading. Unless otherwise stated in Solicitation, City's standard minimum insurance requirements are:

1. **Combined Single Limit (CSL); Per Occurrence (P/O) Additional Insured Endorsement (AIE); Waiver of Subrogation (WOS)**
 2. **Minimum AM Best's Guide Rating: A / VII**
 3. **General Liability:** \$2,000,000 CSL P/O; AIE, WOS.
 4. **Auto Liability:** \$2,000,000 CSL P/O; AIE, WOS (not required if Contractor uses no vehicles or for deliveries only)
 5. **Workers' Compensation:** to statutory limits; Employers' Liability \$1,000,000 WOS (not required if no employees)
 6. **Professional Liability:** \$2,000,000 CSL P/O (Architects, Accountants, Attorneys, Engineers, etc.)
 7. **Environmental Impairment Liability:** amount per contract (HazMat, Asbestos, Mold, etc.)
 8. **Additional Insured:** City named as an Additional Insured.
 9. **Notice of Cancellation:** Minimum of 30 days written notice of any change or cancellation.
- J. **Independent Contractor:** Contractor and its employees, officers and agents are independent contractors and shall not be construed for any purpose to be employees of City.
- K. **Assignment and Subcontracting:** Contractor may not assign, either in whole or in part, the Agreement or Purchase Order without City's prior written consent, which shall be accomplished through an Assignment and Assumption Form. Contractor may not subcontract to any subcontractor, who was not considered in the original Offer and Award, to furnish any aspect under Agreement or Purchase Order, without City's prior written consent.
- L. **Termination or Expiration:** City may terminate any resultant Agreement or Purchase Order upon giving a written "Notice of Termination" to Contractor of termination specified in said notice. A Notice of Termination for cause will provide at least a 7-days' notice prior to the termination date. A Notice of Termination for convenience will provide at least a 30-days' notice prior to the termination date. Contractor shall be compensated at the amounts set forth in the Agreement or Purchase Order satisfactorily furnished as of the date of termination. Contractor may not terminate the Agreement or Purchase Order except for cause. Termination or expiration of the Agreement or Purchase Order does not release Contractor from any claims, damages or other liability incurred prior to termination or expiration.
- M. **Governing Law:** The Solicitation, Offer, Award, and any resultant Agreement or Purchase Order shall be governed by and construed in accordance with the laws of the State of California. Venue for any litigation therefrom shall be the Superior Court of the County of Orange.

- N. **Attorneys' Fees:** In the event any legal proceeding is instituted to enforce any term or provision of the Agreement, the prevailing party in said legal proceeding shall be entitled to recover attorneys' fees and costs from the opposing party in an amount determined by the court.

End of Terms and Conditions Section

City of Brea

COUNCIL COMMUNICATION

TO: Honorable Mayor and City Council Members

FROM: Bill Gallardo, City Manager

DATE: 02/19/2019

SUBJECT: Monthly Report of Investments for the City of Brea for Period Ending December 31, 2018

RECOMMENDATION

Receive and file.

BACKGROUND/DISCUSSION

The Monthly Report of Investments is in accordance with Government Code Section 53607 and contains information on the investment activities for the month of December. Cash for day-to-day activities is deposited in the demand and interest-bearing checking accounts. The Local Agency Investment Fund (LAIF) is used for short term investment and functions like a savings account. The City's managed investment portfolio is for longer-term investments which are managed through Chandler Asset Management. Together, the short and long-term investment accounts represent the City's investment portfolio. Attachment A includes a Portfolio Summary, Holdings Report, Book Value Report and Compliance with Investment Policy Statement prepared by Chandler Asset Management for the invested funds. The book value is the cost, plus or minus amortization/accretion.

As of December 31, 2018, the total market value of the managed investment portfolio, including accrued interest, was \$58,171,682.72 as compared to \$57,593,603.81 at November 30, 2018. The weighted average investment yield for December 2018 was 2.13%, which was slightly higher than the prior month. The City's Local Agency Investment Fund (LAIF) had a total market value, including accrued interest of \$24,772,151.49 at December 31, 2018. This brings the total value of the City's investment portfolio as of December 31, 2018 to \$82,943,834.21 as compared to \$80,918,028.69 at November 30, 2018.

Restricted cash and investments are held in the post-employment benefits trust account administered by PARS (PARS account) and managed by HighMark Capital and the City's various bond reserve accounts which are managed by Chandler Asset Management.

Attachment A includes a monthly statement from US Bank for the PARS account as well as a portfolio report from Chandler Asset Management for each bond reserve account that is invested.

As of December 31, 2018, the market value of the PARS account, including short-term cash and accrued interest was \$6,913,096.51 as compared to \$7,278,136.55 from the prior month. All other restricted cash investments (bond reserve accounts), including short-term cash and accrued interest was \$6,171,437.05 in comparison to \$5,032,936.19 from the prior month.

All City investments are GASB rated No. 1, where the custodian (The Bank of New York Mellon

Trust Company, N.A.) acts as an agent of the City, and is not a counter party to the investment transaction, and all securities are held in the name of the City of Brea. The custodial account at Bank of New York and account records with Chandler Asset Management have been reconciled to par value for the month. The City of Brea has sufficient cash flow to meet its expected expenditures for the next six months.

COMMISSION/COMMITTEE RECOMMENDATION

On January 28, 2019, the Investment Advisory Committee reviewed the Monthly Report of Investments and recommended that the City Council receive and file.

FISCAL IMPACT/SUMMARY

During the month of December the total value of the City's investment portfolio increased by \$2,025,805.52. This is primarily due to the receipt of sales tax and property taxes during the month. The City's PARS account decreased by \$365,040.04 due to market rate adjustments and the City's bond reserve accounts increased by \$1,138,500.86 primarily due to funds being transferred to the Bond Trustee in anticipation of the debt service payments for the 2009, 2010 and 2014 Water Bonds on January 1, 2019.

RESPECTFULLY SUBMITTED:

William Gallardo, City Manager

Prepared by: Alicia Brenner, Senior Management Analyst

Concurrence: Cindy Russell, Administrative Services Director

Attachments

Attachment A

City of Brea
Cash and Investment Information
December 31, 2018

		Cost Value	Market Value*
Demand and Interest-Bearing Checking Accounts	Citizen's Bank	\$ 7,334,603.39	\$ 7,334,603.39
Local Agency Investment Fund	LAIF	\$ 24,644,911.96	\$ 24,772,151.49
Managed Investment Portfolio - CHANDLER	Chandler	\$ 58,481,067.83	\$ 58,171,682.72
PARS Post-Employment Benefits Trust**	US Bank	\$ 7,057,176.10	\$ 6,913,096.51
<u>Fiscal Agent Cash & Investments**</u>			
2005 Olinda Ranch Public Improvements Bonds (CFD 1997-1)	Chandler/BNY	\$ 460,880.61	\$ 457,443.46
2009 Water Revenue Bonds	Chandler/BNY	\$ 2,575,711.68	\$ 2,530,548.78
2010 Water Revenue Bonds	Chandler/BNY	\$ 1,690,086.20	\$ 1,662,182.16
2010 Lease Revenue Bonds	Chandler/BNY	\$ 268,516.97	\$ 262,917.91
2014 Downtown Brea Public Improvements CFD Bonds	Chandler/BNY	\$ 165,384.46	\$ 165,384.46
2014 Water Revenue Bonds	Chandler/BNY	\$ 412,734.68	\$ 412,734.68
2017 Brea Plaza Public Improvements CFD Bonds (CFD 2008-2)	Chandler/BNY	\$ 670,351.09	\$ 680,225.60
Sub-total - Fiscal Agent Cash & Investments		\$ 6,243,665.69	\$ 6,171,437.05
Report Grand Total		\$ 103,761,424.97	\$ 103,362,971.16

* Includes accrued interest on invested funds

** Reserve Fund

City of Brea
Cash and Investment Information
December 31, 2018

Fiscal Agent Cash & Investments Detail		Cost Value	Market Value
10103	2005 Olinda Ranch Public Improvements Bonds (CFD 1997-1) - CHANDLER	\$ 460,375.37	\$ 456,938.22
	Short-Term Treasury Funds - BNY	\$ 505.24	\$ 505.24
	Sub-total	\$ 460,880.61	\$ 457,443.46
10073	2009 Water Revenue Bonds - CHANDLER	\$ 1,960,377.37	\$ 1,915,214.47
	Short-Term Treasury Funds - BNY	\$ 615,334.31	\$ 615,334.31
		\$ 2,575,711.68	\$ 2,530,548.78
10128	2010 Water Revenue Bonds - CHANDLER	\$ 1,379,613.49	\$ 1,351,709.45
	Short-Term Treasury Funds - BNY	\$ 310,472.71	\$ 310,472.71
	Sub-total	\$ 1,690,086.20	\$ 1,662,182.16
10129	2010 Lease Revenue Bonds - CHANDLER	\$ 268,466.04	\$ 262,866.98
	Short-Term Treasury Funds - BNY	\$ 50.93	\$ 50.93
	Sub-total	\$ 268,516.97	\$ 262,917.91
	2014 Downtown Brea Public Improvements CFD Bonds - CHANDLER	\$ -	\$ -
	Short-Term Treasury Funds - BNY	\$ 165,384.46	\$ 165,384.46
	Sub-total	\$ 165,384.46	\$ 165,384.46
	2014 Water Revenue Bonds - CHANDLER	\$ -	\$ -
	Short-Term Treasury Funds - BNY	\$ 412,734.68	\$ 412,734.68
	Sub-total	\$ 412,734.68	\$ 412,734.68
10600	2017 Brea Plaza Public Improvements CFD Bonds (CFD 2008-2) - CHANDLER	\$ 667,556.23	\$ 677,430.74
	Short-Term Treasury Funds - BNY	\$ 2,794.86	\$ 2,794.86
	Sub-total	\$ 670,351.09	\$ 680,225.60
Report Grand Total		\$ 6,243,665.69	\$ 6,171,437.05

PORTFOLIO CHARACTERISTICS

Average Modified Duration	0.00
Average Coupon	2.31%
Average Purchase YTM	2.31%
Average Market YTM	2.31%
Average S&P/Moody Rating	NR/NR
Average Final Maturity	0.00 yrs
Average Life	0.00 yrs


ACCOUNT SUMMARY

	Beg. Values as of 11/30/18	End Values as of 12/31/18
Market Value	23,244,912	24,644,912
Accrued Interest	79,513	127,240
Total Market Value	23,324,425	24,772,151
Income Earned	42,776	47,727
Cont/WD		1,400,000
Par	23,244,912	24,644,912
Book Value	23,244,912	24,644,912
Cost Value	23,244,912	24,644,912

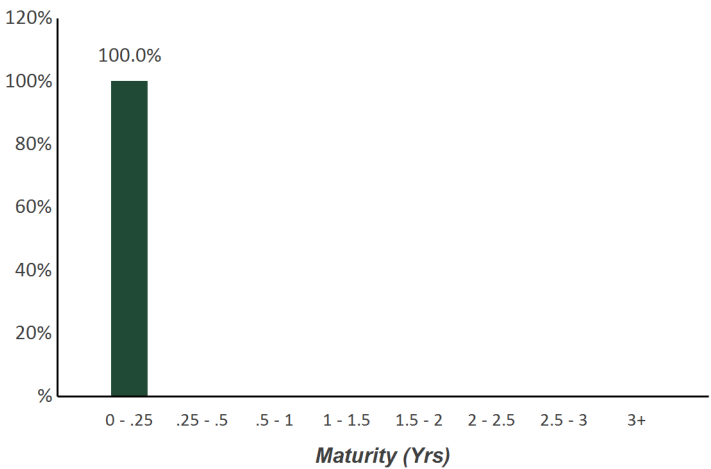
TOP ISSUERS

Local Agency Investment Fund	100.0%
Total	100.0%

SECTOR ALLOCATION



MATURITY DISTRIBUTION



CREDIT QUALITY (S&P)



PERFORMANCE REVIEW

TOTAL RATE OF RETURN	1M	3M	YTD	1YR	Annualized				
					2YRS	3YRS	5YRS	10YRS	2/28/2012
City of Brea Laif	0.19%	0.60%	1.95%	1.95%	1.46%	1.16%	0.80%	N/A	N/A

Holdings Report
As of December 31, 2018

CUSIP	Security Description	Par Value/Units	Purchase Date Book Yield	Cost Value Book Value	Mkt Price Mkt YTM	Market Value Accrued Int.	% of Port. Gain/Loss	Moody/S&P Fitch	Maturity Duration
LAIF									
90LAIF\$00	Local Agency Investment Fund State Pool	24,644,911.96	Various 2.31%	24,644,911.96 24,644,911.96	1.00 2.31%	24,644,911.96 127,239.53	100.00% 0.00	NR / NR NR	0.00 0.00
Total LAIF		24,644,911.96	2.31%	24,644,911.96	2.31%	24,644,911.96 127,239.53	100.00% 0.00	NR / NR NR	0.00 0.00
TOTAL PORTFOLIO		24,644,911.96	2.31%	24,644,911.96	2.31%	24,644,911.96 127,239.53	100.00% 0.00	NR / NR NR	0.00 0.00
TOTAL MARKET VALUE PLUS ACCRUED						24,772,151.49			

Portfolio Summary

As of December 31, 2018



PORTFOLIO CHARACTERISTICS

Average Modified Duration	2.39
Average Coupon	2.01%
Average Purchase YTM	2.13%
Average Market YTM	2.75%
Average S&P/Moody Rating	AA/Aa1
Average Final Maturity	2.65 yrs
Average Life	2.52 yrs

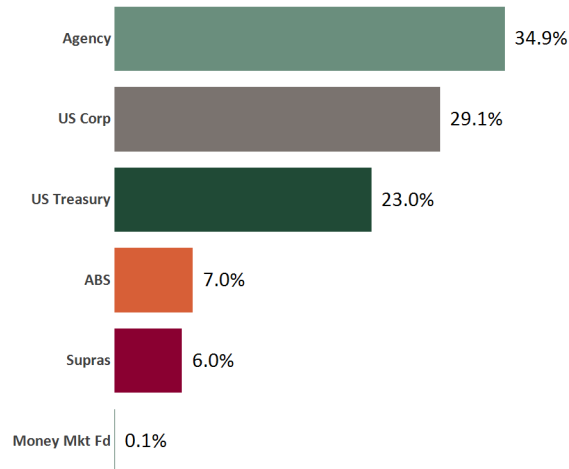
ACCOUNT SUMMARY

	Beg. Values as of 11/30/18	End Values as of 12/31/18
Market Value	57,307,256	57,871,456
Accrued Interest	286,348	300,226
Total Market Value	57,593,604	58,171,683
Income Earned	99,880	106,103
Cont/WD		0
Par	58,662,327	58,743,366
Book Value	58,462,256	58,554,480
Cost Value	58,393,773	58,481,068

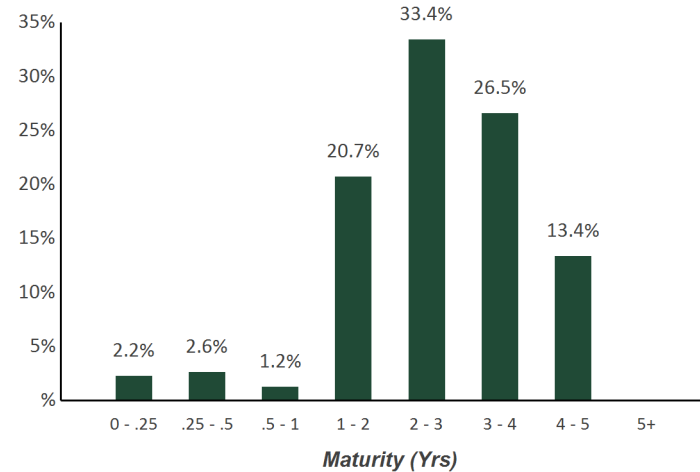
TOP ISSUERS

Government of United States	23.0%
Federal National Mortgage Assoc	17.6%
Federal Home Loan Bank	10.2%
Federal Home Loan Mortgage Corp	7.0%
Inter-American Dev Bank	5.3%
US Bancorp	1.9%
American Express ABS	1.8%
John Deere ABS	1.8%
Total	68.6%

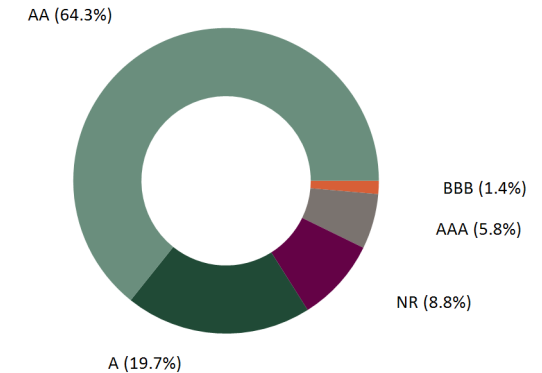
SECTOR ALLOCATION



MATURITY DISTRIBUTION



CREDIT QUALITY (S&P)



PERFORMANCE REVIEW

TOTAL RATE OF RETURN	1M	3M	YTD	1YR	Annualized				
					2YRS	3YRS	5YRS	10YRS	4/30/1996
City of Brea	1.00%	1.44%	1.55%	1.55%	1.32%	1.32%	1.32%	1.78%	3.81%
ICE BAML 1-5 Yr US Treasury/Agency Index*	1.10%	1.71%	1.53%	1.53%	1.10%	1.09%	1.10%	1.38%	3.44%
ICE BAML 1-5 Yr US Issuers Corp/Govt Rtd AAA-A Idx	1.08%	1.61%	1.47%	1.47%	1.16%	1.19%	1.20%	1.70%	N/A

*ICE BAML 1-Yr US Treasury Bill Index to 9/30/01,

Statement of Compliance

As of December 31, 2018

ATTACHMENT A



City of Brea

Assets managed by Chandler Asset Management are in full compliance with state law and with the Client's investment policy

Category	Standard	Comment
Treasury Issues	No limitations	Complies
US Agencies	25% per issuer	Complies
Supranationals	"AA" rated by a NRSRO; 15% maximum; 5% max per issuer	Complies*
Municipal Securities	5% max issuer	Complies
Banker's Acceptances	40% maximum; 5% max issuer; 180 days max maturity	Complies
Commercial Paper	A-1/P-1 by S&P and Moody's; 25% maximum; 5% max per issuer; 270 days max maturity	Complies
Certificates of Deposit(CDs)/ Time Deposits (TDs)	5% max issuer; FDIC Insured and/or Collateralized	Complies
Negotiable CDs	30% maximum; 5% max per issuer	Complies
Medium Term Notes	"A" rated or better by a NRSRO; 30% maximum; 5% max per issuer	Complied at time of purchase*
Pass Through Securities, Asset-Backed Securities (ABS), CMOs	"AA" or higher by a NRSRO; "A" rated issuer by a NRSRO; 20% maximum (combined), 10% maximum (ABS); 5% max per issuer; CMOs must pass FFIEC test	Complies
Money Market Funds	Highest rating by two NRSROs; 20% maximum; 5% max per fund	Complies
LAIF	40%;<60%, with OCIP	Complies
OCIP	40%;<60%, with LAIF	Complies
Repurchase Agreements	5% max issuer; 1 year max maturity	Complies
Range notes	Prohibited	Complies
Interest-only strips	Prohibited	Complies
Zero interest accruals	Prohibited	Complies
Agency Callable notes	5% maximum	Complies
Max Per Issuer	5% per issuer for all non government issuers and agencies	Complies
Maximum Maturity	5 years	Complies

*IADB is in compliance on a consolidated portfolio basis.

* General Electric (36962G7G3) rated Baa1/BBB+/BBB+ was downgraded November 2018 and October 2018 ; Complied at time of purchase.

Reconciliation Summary

As of December 31, 2018



BOOK VALUE RECONCILIATION		
BEGINNING BOOK VALUE		\$58,462,255.61
<u>Acquisition</u>		
+ Security Purchases	\$231,246.00	
+ Money Market Fund Purchases	\$189,162.00	
+ Money Market Contributions	\$84,800.28	
+ Security Contributions	\$0.00	
+ Security Transfers	\$0.00	
Total Acquisitions		\$505,208.28
<u>Dispositions</u>		
- Security Sales	\$0.00	
- Money Market Fund Sales	\$231,731.16	
- MMF Withdrawals	\$84,800.28	
- Security Withdrawals	\$0.00	
- Security Transfers	\$0.00	
- Other Dispositions	\$0.00	
- Maturities	\$0.00	
- Calls	\$0.00	
- Principal Paydowns	\$101,391.72	
Total Dispositions		\$417,923.16
<u>Amortization/Accretion</u>		
+/- Net Accretion	\$4,939.39	
		\$4,939.39
<u>Gain/Loss on Dispositions</u>		
+/- Realized Gain/Loss	\$0.00	
		\$0.00
ENDING BOOK VALUE		\$58,554,480.12

CASH TRANSACTION SUMMARY		
BEGINNING BALANCE		\$77,618.43
<u>Acquisition</u>		
Contributions	\$84,800.28	
Security Sale Proceeds	\$0.00	
Accrued Interest Received	\$0.00	
Interest Received	\$84,876.30	
Dividend Received	\$2,893.98	
Principal on Maturities	\$0.00	
Interest on Maturities	\$0.00	
Calls/Redemption (Principal)	\$0.00	
Interest from Calls/Redemption	\$0.00	
Principal Paydown	\$101,391.72	
Total Acquisitions	\$273,962.28	
<u>Dispositions</u>		
Withdrawals	\$84,800.28	
Security Purchase	\$231,246.00	
Accrued Interest Paid	\$485.16	
Total Dispositions	\$316,531.44	
ENDING BOOK VALUE		\$35,049.27

Holdings Report

As of December 31, 2018



CUSIP	Security Description	Par Value/Units	Purchase Date Book Yield	Cost Value Book Value	Mkt Price Mkt YTM	Market Value Accrued Int.	% of Port. Gain/Loss	Moody/S&P Fitch	Maturity Duration
ABS									
654747AB0	Nissan Auto Receivables 2017-A A2A 1.47% Due 1/15/2020	15,729.27	03/21/2017 1.47%	15,729.19 15,729.24	99.95 2.98%	15,722.04 10.28	0.03% (7.20)	Aaa / NR AAA	1.04 0.03
47788MAC4	John Deere Owner Trust 2016-A A3 1.36% Due 4/15/2020	88,423.09	02/23/2016 1.37%	88,409.17 88,418.74	99.77 2.93%	88,215.90 53.45	0.15% (202.84)	Aaa / NR AAA	1.29 0.15
47788BAB0	John Deere Owner Trust 2017-B A2A 1.59% Due 4/15/2020	50,638.65	07/11/2017 1.60%	50,634.25 50,636.59	99.81 2.95%	50,541.89 35.78	0.09% (94.70)	Aaa / NR AAA	1.29 0.14
89238BAB8	Toyota Auto Receivables Owner 2018-A A2A 2.1% Due 10/15/2020	549,525.36	01/23/2018 2.12%	549,469.20 549,488.24	99.61 3.07%	547,383.82 512.89	0.94% (2,104.42)	Aaa / AAA NR	1.79 0.40
654747AD6	Nissan Auto Receivables 2017-A A3 1.74% Due 8/16/2021	500,000.00	12/27/2017 2.10%	496,816.41 497,699.94	99.07 2.97%	495,348.50 362.50	0.85% (2,351.44)	Aaa / NR AAA	2.63 0.76
43811BAC8	Honda Auto Receivables 2017-2 A3 1.68% Due 8/16/2021	450,000.00	04/27/2018 2.62%	443,003.91 444,433.34	98.97 2.95%	445,347.00 336.00	0.77% 913.66	Aaa / AAA NR	2.63 0.82
47788BAD6	John Deere Owner Trust 2017-B A3 1.82% Due 10/15/2021	130,000.00	07/11/2017 1.83%	129,990.48 129,993.75	98.87 2.99%	128,531.26 105.16	0.22% (1,462.49)	Aaa / NR AAA	2.79 0.97
47788CAC6	John Deere Owner Trust 2016-B A4 2.66% Due 4/18/2022	185,000.00	02/21/2018 2.68%	184,986.70 184,989.40	99.68 2.90%	184,400.78 218.71	0.32% (588.62)	Aaa / NR AAA	3.30 1.42
43815HAC1	Honda Auto Receivables Owner 2018-3 A3 2.95% Due 8/22/2022	495,000.00	08/21/2018 2.98%	494,932.09 494,937.97	100.06 2.94%	495,311.35 405.63	0.85% 373.38	Aaa / NR AAA	3.64 1.95
02587AAJ3	American Express Credit 2017-1 1.93% Due 9/15/2022	1,050,000.00	Various 2.61%	1,039,535.16 1,040,632.30	98.82 3.03%	1,037,581.64 900.67	1.79% (3,050.66)	Aaa / NR AAA	3.71 1.09
47788EAC2	John Deere Owner Trust 2018-B A3 3.08% Due 11/15/2022	575,000.00	07/18/2018 3.10%	574,956.42 574,960.85	100.49 2.87%	577,808.87 787.11	0.99% 2,848.02	Aaa / NR AAA	3.88 2.15
Total ABS		4,089,316.37	2.53%	4,068,462.98 4,071,920.36	2.98%	4,066,193.05 3,728.18	7.00% (5,727.31)	Aaa / AAA AAA	3.08 1.16
AGENCY									
3135G0A78	FNMA Note 1.625% Due 1/21/2020	1,000,000.00	Various 1.46%	1,008,032.32 1,001,714.35	99.00 2.59%	990,047.00 7,222.22	1.71% (11,667.35)	Aaa / AA+ AAA	1.06 1.03
3137EADR7	FHLMC Note 1.375% Due 5/1/2020	1,250,000.00	05/28/2015 1.52%	1,241,437.50 1,247,686.84	98.46 2.56%	1,230,696.25 2,864.58	2.12% (16,990.59)	Aaa / AA+ AAA	1.33 1.31

Holdings Report

As of December 31, 2018



CUSIP	Security Description	Par Value/Units	Purchase Date Book Yield	Cost Value Book Value	Mkt Price Mkt YTM	Market Value Accrued Int.	% of Port. Gain/Loss	Moody/S&P Fitch	Maturity Duration
AGENCY									
3135G0D75	FNMA Note 1.5% Due 6/22/2020	1,030,000.00	Various 1.57%	1,026,700.60	98.54	1,014,932.13	1.75%	Aaa / AA+ AAA	1.48
				1,028,993.31	2.52%	386.25	(14,061.18)		1.45
3137EAEK1	FHLMC Note 1.875% Due 11/17/2020	450,000.00	11/21/2017 1.96%	448,833.97	98.75	444,396.60	0.77%	Aaa / AA+ AAA	1.88
				449,266.82	2.56%	1,031.25	(4,870.22)		1.83
3135G0F73	FNMA Note 1.5% Due 11/30/2020	1,225,000.00	12/16/2015 1.90%	1,201,847.50	98.02	1,200,725.40	2.07%	Aaa / AA+ AAA	1.92
				1,216,058.79	2.57%	1,582.29	(15,333.39)		1.87
3130A7CV5	FHLB Note 1.375% Due 2/18/2021	1,070,000.00	02/17/2016 1.46%	1,065,677.20	97.68	1,045,129.99	1.81%	Aaa / AA+ AAA	2.14
				1,068,156.84	2.50%	5,435.45	(23,026.85)		2.07
3135G0J20	FNMA Note 1.375% Due 2/26/2021	1,275,000.00	Various 1.46%	1,269,953.70	97.56	1,243,933.35	2.15%	Aaa / AA+ AAA	2.16
				1,272,761.24	2.54%	6,087.24	(28,827.89)		2.09
3135G0K69	FNMA Note 1.25% Due 5/6/2021	400,000.00	05/27/2016 1.48%	395,724.00	97.10	388,411.60	0.67%	Aaa / AA+ AAA	2.35
				397,967.65	2.53%	763.89	(9,556.05)		2.29
3135G0U35	FNMA Note 2.75% Due 6/22/2021	500,000.00	06/28/2018 2.70%	500,740.00	100.56	502,805.50	0.86%	Aaa / AA+ AAA	2.48
				500,613.61	2.51%	343.75	2,191.89		2.38
3130A8QS5	FHLB Note 1.125% Due 7/14/2021	1,285,000.00	10/04/2016 1.33%	1,273,126.60	96.58	1,241,006.74	2.14%	Aaa / AA+ AAA	2.54
				1,278,695.24	2.53%	6,706.09	(37,688.50)		2.46
3137EAEC9	FHLMC Note 1.125% Due 8/12/2021	1,250,000.00	08/30/2016 1.33%	1,237,737.50	96.58	1,207,258.75	2.08%	Aaa / AA+ AAA	2.62
				1,243,526.05	2.48%	5,429.69	(36,267.30)		2.54
3135G0N82	FNMA Note 1.25% Due 8/17/2021	1,285,000.00	Various 1.29%	1,282,305.71	96.84	1,244,363.16	2.15%	Aaa / AA+ AAA	2.63
				1,283,548.74	2.50%	5,978.82	(39,185.58)		2.55
3130AF5B9	FHLB Note 3% Due 10/12/2021	1,350,000.00	11/29/2018 2.91%	1,353,402.00	101.28	1,367,220.60	2.37%	Aaa / AA+ NR	2.78
				1,353,298.02	2.52%	8,887.50	13,922.58		2.64
3135G0S38	FNMA Note 2% Due 1/5/2022	1,350,000.00	04/25/2017 1.92%	1,354,927.50	98.52	1,330,024.05	2.31%	Aaa / AA+ AAA	3.02
				1,353,162.34	2.51%	13,200.00	(23,138.29)		2.87
3135G0T45	FNMA Note 1.875% Due 4/5/2022	1,315,000.00	06/19/2017 1.88%	1,314,801.44	97.99	1,288,535.63	2.23%	Aaa / AA+ AAA	3.26
				1,314,864.98	2.52%	5,890.10	(26,329.35)		3.12
3130A3KM5	FHLB Note 2.5% Due 12/9/2022	775,000.00	08/28/2018 2.83%	764,808.75	99.35	769,947.00	1.33%	Aaa / AA+ NR	3.94
				765,623.79	2.68%	1,184.03	4,323.21		3.72
3135G0T94	FNMA Note 2.375% Due 1/19/2023	1,000,000.00	03/14/2018 2.73%	984,140.00	99.25	992,516.00	1.72%	Aaa / AA+ AAA	4.05
				986,747.49	2.57%	10,687.50	5,768.51		3.79
3137EAEN5	FHLMC Note 2.75% Due 6/19/2023	1,200,000.00	07/20/2018 2.86%	1,193,976.00	100.58	1,207,011.60	2.08%	Aaa / AA+ AAA	4.47
				1,194,520.58	2.61%	1,100.00	12,491.02		4.18

Holdings Report

As of December 31, 2018



CUSIP	Security Description	Par Value/Units	Purchase Date Book Yield	Cost Value Book Value	Mkt Price Mkt YTM	Market Value Accrued Int.	% of Port. Gain/Loss	Moody/S&P Fitch	Maturity Duration
AGENCY									
313383YJ4	FHLB Note 3.375% Due 9/8/2023	1,200,000.00	10/29/2018 3.08%	1,215,756.00 1,215,205.03	103.00 2.69%	1,236,018.00 12,712.50	2.15% 20,812.97	Aaa / AA+ NR	4.69 4.28
3130A0F70	FHLB Note 3.375% Due 12/8/2023	225,000.00	12/28/2018 2.77%	231,246.00 231,242.54	103.05 2.71%	231,873.53 485.16	0.40% 630.99	Aaa / AA+ AAA	4.94 4.52
Total Agency		20,435,000.00	1.97%	20,365,174.29 20,403,654.25	2.55%	20,176,852.88 97,978.31	34.85% (226,801.37)	Aaa / AA+ AAA	2.75 2.62
MONEY MARKET FUND FI									
316175884	Fidelity Institutional Money Market Fund 696	35,049.27	Various 1.99%	35,049.27 35,049.27	1.00 1.99%	35,049.27 0.00	0.06% 0.00	Aaa / AAA NR	0.00 0.00
Total Money Market Fund FI		35,049.27	1.99%	35,049.27 35,049.27	1.99%	35,049.27 0.00	0.06% 0.00	Aaa / AAA NR	0.00 0.00
SUPRANATIONAL									
4581X0CX4	Inter-American Dev Bank Note 1.625% Due 5/12/2020	1,065,000.00	04/05/2017 1.70%	1,062,475.95 1,063,885.92	98.72 2.59%	1,051,343.51 2,355.57	1.81% (12,542.41)	Aaa / AAA AAA	1.36 1.33
45950KCM0	International Finance Corp Note 2.25% Due 1/25/2021	410,000.00	01/18/2018 2.35%	408,794.60 409,169.64	99.34 2.58%	407,309.17 3,997.50	0.71% (1,860.47)	Aaa / AAA NR	2.07 1.99
4581X0CW6	Inter-American Dev Bank Note 2.125% Due 1/18/2022	1,275,000.00	01/10/2017 2.15%	1,273,431.75 1,274,044.11	98.56 2.62%	1,256,662.95 12,267.45	2.18% (17,381.16)	Aaa / NR AAA	3.05 2.90
4581X0CZ9	Inter-American Dev Bank Note 1.75% Due 9/14/2022	800,000.00	Various 2.40%	777,732.00 781,959.02	96.81 2.66%	774,507.20 4,161.12	1.34% (7,451.82)	NR / NR AAA	3.71 3.53
Total Supranational		3,550,000.00	2.09%	3,522,434.30 3,529,058.69	2.61%	3,489,822.83 22,781.64	6.04% (39,235.86)	Aaa / AAA AAA	2.58 2.46
US CORPORATE									
36962G7G3	General Electric Capital Corp Note 2.3% Due 1/14/2019	800,000.00	Various 2.27%	800,569.30 800,008.51	99.96 3.35%	799,687.21 8,535.55	1.39% (321.30)	Baa1 / BBB+ BBB+	0.04 0.04
17275RAR3	Cisco Systems Note 2.125% Due 3/1/2019	440,000.00	Various 2.04%	441,755.73 440,056.87	99.86 2.95%	439,380.91 3,116.65	0.76% (675.96)	A1 / AA- NR	0.16 0.17

Holdings Report

As of December 31, 2018



CUSIP	Security Description	Par Value/Units	Purchase Date Book Yield	Cost Value Book Value	Mkt Price Mkt YTM	Market Value Accrued Int.	% of Port. Gain/Loss	Moody/S&P Fitch	Maturity Duration
US CORPORATE									
91159HHH6	US Bancorp Callable Note Cont 3/25/2019 2.2% Due 4/25/2019	700,000.00	Various 2.08%	703,858.75 700,185.39	99.78 2.89%	698,468.40 2,823.33	1.21% (1,716.99)	A1 / A+ AA-	0.32 0.31
40434CAC9	HSBC USA Inc Note 2.25% Due 6/23/2019	800,000.00	06/20/2017 1.99%	804,088.00 800,968.80	99.60 3.10%	796,803.20 400.00	1.37% (4,165.60)	A2 / A AA-	0.48 0.47
06406HCW7	Bank of New York Callable Note Cont 8/11/2019 2.3% Due 9/11/2019	705,000.00	Various 2.29%	705,272.60 705,032.39	99.48 3.06%	701,335.41 4,954.59	1.21% (3,696.98)	A1 / A AA-	0.70 0.68
94974BGF1	Wells Fargo Corp Note 2.15% Due 1/30/2020	735,000.00	01/26/2015 2.17%	734,204.40 734,828.05	98.91 3.18%	727,006.88 6,628.27	1.26% (7,821.17)	A2 / A- A+	1.08 1.05
22160KAG0	Costco Wholesale Corp Note 1.75% Due 2/15/2020	465,000.00	02/05/2015 1.77%	464,511.75 464,890.25	98.96 2.69%	460,175.63 3,074.17	0.80% (4,714.62)	Aa3 / A+ A+	1.13 1.09
747525AD5	Qualcomm Inc Note 2.25% Due 5/20/2020	750,000.00	06/11/2015 2.49%	741,693.75 747,669.63	98.61 3.28%	739,575.00 1,921.88	1.27% (8,094.63)	A2 / A- NR	1.39 1.35
437076BQ4	Home Depot Note 1.8% Due 6/5/2020	330,000.00	05/24/2017 1.82%	329,808.60 329,909.02	98.57 2.83%	325,278.03 429.00	0.56% (4,630.99)	A2 / A A	1.43 1.39
594918BG8	Microsoft Callable Note Cont. 10/03/20 2% Due 11/3/2020	325,000.00	10/29/2015 2.02%	324,740.00 324,904.37	98.89 2.62%	321,380.80 1,047.22	0.55% (3,523.57)	Aaa / AAA AA+	1.84 1.79
00440EAT4	Chubb INA Holdings Inc Callable Note Cont 10/3/2020 2.3% Due 11/3/2020	800,000.00	02/06/2017 2.16%	803,768.00 801,813.28	98.57 3.10%	788,559.20 2,964.44	1.36% (13,254.08)	A3 / A A	1.84 1.78
78012KKU0	Royal Bank of Canada Note 2.5% Due 1/19/2021	700,000.00	01/24/2018 2.64%	697,130.00 698,026.05	98.85 3.08%	691,975.20 7,875.00	1.20% (6,050.85)	Aa2 / AA- AA	2.05 1.96
30231GAV4	Exxon Mobil Corp Callable Note Cont 2/1/2021 2.222% Due 3/1/2021	875,000.00	Various 1.97%	884,992.10 879,518.47	98.56 2.91%	862,401.75 6,480.83	1.49% (17,116.72)	Aaa / AA+ NR	2.17 2.08
24422ESL4	John Deere Capital Corp Note 2.8% Due 3/4/2021	315,000.00	05/24/2017 2.12%	322,663.95 319,423.23	99.43 3.07%	313,195.37 2,866.50	0.54% (6,227.86)	A2 / A A	2.18 2.07
369550BE7	General Dynamics Corp Note 3% Due 5/11/2021	410,000.00	05/08/2018 3.24%	407,150.50 407,761.48	100.08 2.96%	410,331.69 1,708.33	0.71% 2,570.21	A2 / A+ NR	2.36 2.26
857477AV5	State Street Bank Note 1.95% Due 5/19/2021	440,000.00	05/16/2016 1.96%	439,771.20 439,891.11	97.19 3.18%	427,646.56 1,001.00	0.74% (12,244.55)	A1 / A AA-	2.38 2.30
594918BP8	Microsoft Callable Note Cont 7/8/21 1.55% Due 8/8/2021	590,000.00	Various 1.57%	589,298.90 589,635.24	97.15 2.69%	573,165.53 3,632.60	0.99% (16,469.71)	Aaa / AAA AA+	2.61 2.51

Holdings Report

As of December 31, 2018



CUSIP	Security Description	Par Value/Units	Purchase Date Book Yield	Cost Value Book Value	Mkt Price Mkt YTM	Market Value Accrued Int.	% of Port. Gain/Loss	Moody/S&P Fitch	Maturity Duration
US CORPORATE									
68389XBK0	Oracle Corp Callable Note Cont 8/01/21 1.9% Due 9/15/2021	804,000.00	11/29/2016 2.40%	785,998.44 793,825.21	97.02 3.05%	780,046.43 4,497.93	1.35% (13,778.78)	A1 / AA- A	2.71 2.59
89236TDP7	Toyota Motor Credit Corp Note 2.6% Due 1/11/2022	450,000.00	05/16/2018 3.34%	438,612.75 440,559.00	98.41 3.16%	442,837.80 5,525.00	0.77% 2,278.80	Aa3 / AA- A+	3.03 2.85
91159HHP8	US Bancorp Callable Cont 12/23/2021 2.625% Due 1/24/2022	390,000.00	01/19/2017 2.66%	389,329.20 389,588.92	98.48 3.15%	384,073.95 4,464.69	0.67% (5,514.97)	A1 / A+ AA-	3.07 2.88
674599CK9	Occidental Petroleum Callable Note Cont 3/15/2022 2.6% Due 4/15/2022	700,000.00	06/18/2018 3.27%	683,298.00 685,632.69	97.54 3.39%	682,763.90 3,842.22	1.18% (2,868.79)	A3 / A A	3.29 3.10
69353RFE3	PNC Bank Callable Note Cont 6/28/2022 2.45% Due 7/28/2022	890,000.00	07/25/2017 2.45%	889,919.90 889,942.80	96.85 3.39%	862,003.27 9,267.13	1.50% (27,939.53)	A2 / A A+	3.58 3.35
44932HAC7	IBM Credit Corp Note 2.2% Due 9/8/2022	700,000.00	11/29/2017 2.58%	688,156.00 690,848.44	95.28 3.58%	666,948.10 4,833.89	1.15% (23,900.34)	A1 / A A	3.69 3.47
48128BAB7	JP Morgan Chase & Co Callable Note 1X 1/15/2022 2.972% Due 1/15/2023	625,000.00	02/09/2018 3.19%	618,968.75 620,049.47	97.50 3.64%	609,361.88 8,565.14	1.06% (10,687.59)	A2 / A- AA-	4.04 3.48
24422ETG4	John Deere Capital Corp Note 2.8% Due 3/6/2023	450,000.00	06/13/2018 3.44%	437,485.50 438,936.46	97.77 3.38%	439,972.20 4,025.00	0.76% 1,035.74	A2 / A A	4.18 3.87
037833AK6	Apple Inc Note 2.4% Due 5/3/2023	535,000.00	11/28/2018 3.54%	510,277.65 510,767.50	96.69 3.22%	517,308.09 2,068.67	0.89% 6,540.59	Aa1 / AA+ NR	4.34 4.06
02665WCJ8	American Honda Finance Note 3.45% Due 7/14/2023	225,000.00	07/11/2018 3.49%	224,610.75 224,646.82	100.03 3.44%	225,064.13 3,557.81	0.39% 417.31	A2 / A+ NR	4.54 4.10
69371RP59	Paccar Financial Corp Note 3.4% Due 8/9/2023	560,000.00	08/06/2018 3.41%	559,770.40 559,788.63	100.75 3.22%	564,181.52 7,510.22	0.98% 4,392.89	A1 / A+ NR	4.61 4.18
02665WCQ2	American Honda Finance Note 3.625% Due 10/10/2023	550,000.00	10/03/2018 3.64%	549,549.00 549,569.50	100.71 3.46%	553,897.85 4,485.94	0.96% 4,328.35	A2 / A+ NR	4.78 4.32
Total US Corporate		17,059,000.00	2.51%	16,971,253.87 16,978,677.58	3.15%	16,804,825.89 122,103.00	29.10% (173,851.69)	A1 / A+ A+	2.31 2.16
US TREASURY									
912828L32	US Treasury Note 1.375% Due 8/31/2020	1,250,000.00	09/29/2015 1.37%	1,250,394.81 1,250,133.58	98.11 2.54%	1,226,416.25 5,839.95	2.12% (23,717.33)	Aaa / AA+ AAA	1.67 1.62

Holdings Report

As of December 31, 2018



CUSIP	Security Description	Par Value/Units	Purchase Date Book Yield	Cost Value Book Value	Mkt Price Mkt YTM	Market Value Accrued Int.	% of Port. Gain/Loss	Moody/S&P Fitch	Maturity Duration
US TREASURY									
912828L99	US Treasury Note 1.375% Due 10/31/2020	800,000.00	11/23/2015 1.71%	787,471.43 795,351.30	97.97 2.52%	783,750.40 1,883.98	1.35% (11,600.90)	Aaa / AA+ AAA	1.84 1.79
912828N89	US Treasury Note 1.375% Due 1/31/2021	1,300,000.00	03/09/2016 1.40%	1,298,734.82 1,299,461.22	97.71 2.51%	1,270,191.00 7,480.30	2.20% (29,270.22)	Aaa / AA+ AAA	2.09 2.02
912828B90	US Treasury Note 2% Due 2/28/2021	1,250,000.00	04/26/2016 1.40%	1,285,111.61 1,265,678.02	98.96 2.50%	1,237,011.25 8,494.48	2.14% (28,666.77)	Aaa / AA+ AAA	2.16 2.09
912828Q37	US Treasury Note 1.25% Due 3/31/2021	800,000.00	12/13/2016 1.81%	781,471.43 790,310.31	97.34 2.47%	778,750.40 2,554.95	1.34% (11,559.91)	Aaa / AA+ AAA	2.25 2.19
912828T34	US Treasury Note 1.125% Due 9/30/2021	1,300,000.00	11/09/2016 1.48%	1,278,016.07 1,287,647.13	96.45 2.47%	1,253,839.60 3,736.61	2.16% (33,807.53)	Aaa / AA+ AAA	2.75 2.67
912828F96	US Treasury Note 2% Due 10/31/2021	1,025,000.00	01/27/2017 1.94%	1,027,686.05 1,026,600.79	98.71 2.47%	1,011,826.70 3,511.05	1.75% (14,774.09)	Aaa / AA+ AAA	2.84 2.72
912828J43	US Treasury Note 1.75% Due 2/28/2022	1,360,000.00	03/13/2017 2.14%	1,335,407.68 1,344,329.36	97.82 2.47%	1,330,356.08 8,086.74	2.30% (13,973.28)	Aaa / AA+ AAA	3.16 3.03
912828XG0	US Treasury Note 2.125% Due 6/30/2022	1,100,000.00	08/15/2017 1.82%	1,115,601.34 1,111,196.46	98.81 2.48%	1,086,937.50 64.57	1.87% (24,258.96)	Aaa / AA+ AAA	3.50 3.35
912828L24	US Treasury Note 1.875% Due 8/31/2022	1,000,000.00	09/26/2017 1.87%	1,000,433.04 1,000,322.07	97.86 2.49%	978,594.00 6,370.86	1.69% (21,728.07)	Aaa / AA+ AAA	3.67 3.49
912828L57	US Treasury Note 1.75% Due 9/30/2022	1,240,000.00	10/17/2017 1.99%	1,226,243.75 1,229,591.51	97.36 2.49%	1,207,256.56 5,544.23	2.08% (22,334.95)	Aaa / AA+ AAA	3.75 3.58
912828N30	US Treasury Note 2.125% Due 12/31/2022	1,150,000.00	01/25/2018 2.46%	1,132,121.09 1,135,498.22	98.59 2.50%	1,133,782.70 67.51	1.95% (1,715.52)	Aaa / AA+ AAA	4.00 3.81
Total US Treasury		13,575,000.00	1.77%	13,518,693.12 13,536,119.97	2.49%	13,298,712.44 53,635.23	22.95% (237,407.53)	Aaa / AA+ AAA	2.82 2.71
TOTAL PORTFOLIO		58,743,365.64	2.13%	58,481,067.83 58,554,480.12	2.75%	57,871,456.36 300,226.36	100.00% (683,023.76)	Aa1 / AA AAA	2.65 2.39
TOTAL MARKET VALUE PLUS ACCRUED						58,171,682.72			

Book Value Report
As of December 31, 2018

MIG	Book Value	12 Months or Less	13 to 24 Months	25 to 60 Months	Total Holdings
ABS	\$4,071,920.36	\$1,199,210.78	\$2,872,709.58	\$0.00	\$4,071,920.36
Agency	\$20,403,654.25	\$0.00	\$4,943,720.11	\$15,459,934.14	\$20,403,654.25
Money Market Fund FI	\$35,049.27	\$35,049.27	\$0.00	\$0.00	\$35,049.27
Supranational	\$3,529,058.69	\$0.00	\$1,063,885.92	\$2,465,172.77	\$3,529,058.69
US Corporate	\$16,978,677.58	\$3,446,251.96	\$3,404,014.60	\$10,128,411.02	\$16,978,677.58
US Treasury	\$13,536,119.97	\$0.00	\$2,045,484.88	\$11,490,635.09	\$13,536,119.97
TOTAL	\$58,554,480.12	\$4,680,512.01	\$14,329,815.09	\$39,544,153.02	\$58,554,480.12

00503304
40-A-01-B -62 -008-04
0102 -40-00748-04

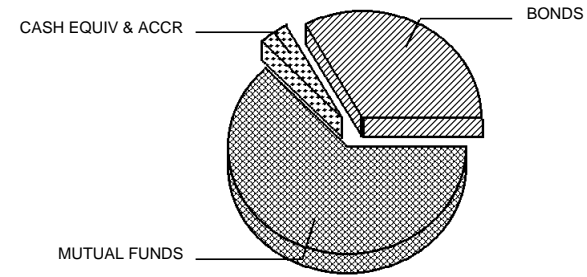
PARS/CITY OF BREA 115P
ACCOUNT 6746050800

Page 5 of 41
Period from December 1, 2018 to December 31, 2018

ASSET SUMMARY

ASSETS	12/31/2018 MARKET	12/31/2018 BOOK VALUE	% OF MARKET
Cash And Equivalents	185,041.45	185,041.45	2.67
Corporate Issues	2,335,913.50	2,507,287.25	33.79
Mutual Funds-Equity	4,215,969.19	4,215,002.25	60.99
Mutual Funds-Fixed Income	148,991.54	149,845.15	2.16
Total Assets	6,885,915.68	7,057,176.10	99.61
Accrued Income	27,180.83	27,180.83	0.39
Grand Total	6,913,096.51	7,084,356.93	100.00

Estimated Annual Income **167,799.07**



00503304
40-A-01-B -62 -008-04
0102 -40-00748-04

ATTACHMENT A



PARS/CITY OF BREA 115P
ACCOUNT 6746050800

Page 6 of 41
Period from December 1, 2018 to December 31, 2018

ASSET DETAIL

DESCRIPTION	SHARES/ FACE AMOUNT	MARKET PRICE/UNIT	BOOK VALUE	UNREALIZED GAIN (LOSS) SINCE INCEPTION/ CURRENT PERIOD	ENDING ACCRUAL	YIELD ON MARKET
Cash And Equivalents						
Money Markets						
First Am Govt Ob Fd Cl Z 31846V567 Asset Minor Code 1	260,595.220	260,595.22 1.0000	260,595.22	.00 .00	436.82	2.29
Total Money Markets	260,595.220	260,595.22	260,595.22	.00 .00	436.82	2.28
Cash						
Cash		385.01	385.01			
Pending Cash		- 75,938.78	- 75,938.78			
Total Cash	.000	- 75,553.77	- 75,553.77	.00 .00	.00	0.00
Total Cash And Equivalents	260,595.220	185,041.45	185,041.45	.00 .00	436.82	3.21

Corporate Issues

Apple Inc 2.850% 2/23/23 Standard & Poors Rating: AA+ Moody's Rating: Aa1 037833BU3 Asset Minor Code 28	150,000.000	148,161.00 98.7740	158,403.00	- 10,242.00 1,969.50	1,520.00	2.89
Bank Ny Mellon Mtn 5.450% 5/15/19 Standard & Poors Rating: A Moody's Rating: A1 06406HBM0 Asset Minor Code 28	200,000.000	201,834.00 100.9170	223,052.00	- 21,218.00 - 328.00	1,392.78	5.40

00503304
40-A-01-B -62 -008-04
0102 -40-00748-04



PARS/CITY OF BREA 115P
ACCOUNT 6746050800

Page 7 of 41
Period from December 1, 2018 to December 31, 2018

ASSET DETAIL (continued)

DESCRIPTION	SHARES/ FACE AMOUNT	MARKET PRICE/UNIT	BOOK VALUE	UNREALIZED GAIN (LOSS) SINCE INCEPTION/ CURRENT PERIOD	ENDING ACCRUAL	YIELD ON MARKET
Cisco Systems Inc 2.900% 3/04/21 Standard & Poors Rating: AA- Moody's Rating: A1 17275RAP7 Asset Minor Code 28	200,000.000	200,346.00 100.1730	207,884.00	- 7,538.00 1,552.00	1,885.00	2.89
Gen Elec Cap Crp Mtn 6.000% 8/07/19 Standard & Poors Rating: BBB+ Moody's Rating: Baa1 36962G4D3 Asset Minor Code 28	175,000.000	176,884.75 101.0770	200,947.25	- 24,062.50 - 92.75	4,200.00	5.94
Gen Elec Cap Crp Mtn 5.500% 1/08/20 Standard & Poors Rating: BBB+ Moody's Rating: Baa1 36962G4J0 Asset Minor Code 28	200,000.000	202,356.00 101.1780	228,930.00	- 26,574.00 804.00	5,286.11	5.44
General Elec Cap Mtn 3.100% 1/09/23 Standard & Poors Rating: BBB+ Moody's Rating: Baa1 36962G6S8 Asset Minor Code 28	100,000.000	93,311.00 93.3110	106,031.00	- 12,720.00 2,430.00	1,481.11	3.32
Intercontinental 3.750% 12/01/25 Standard & Poors Rating: A Moody's Rating: A2 45866FAD6 Asset Minor Code 28	100,000.000	100,727.00 100.7270	104,231.00	- 3,504.00 1,235.00	312.50	3.72
Jp Morgan Chase Co 2.700% 5/18/23 Standard & Poors Rating: A- Moody's Rating: A2 46625HRL6 Asset Minor Code 28	75,000.000	72,039.75 96.0530	74,970.75	- 2,931.00 478.50	241.88	2.81
Kimberly Clark Corp 2.750% 2/15/26 Standard & Poors Rating: A Moody's Rating: A2 494368BU6 Asset Minor Code 28	100,000.000	95,418.00 95.4180	103,111.00	- 7,693.00 1,870.00	1,038.89	2.88

00503304
40-A-01-B -62 -008-04
0102 -40-00748-04

ATTACHMENT A



PARS/CITY OF BREA 115P
ACCOUNT 6746050800

Page 8 of 41
Period from December 1, 2018 to December 31, 2018

ASSET DETAIL (continued)

DESCRIPTION	SHARES/ FACE AMOUNT	MARKET PRICE/UNIT	BOOK VALUE	UNREALIZED GAIN (LOSS) SINCE INCEPTION/ CURRENT PERIOD	ENDING ACCRUAL	YIELD ON MARKET
Medtronic Inc 3.125% 3/15/22 Standard & Poors Rating: A Moody's Rating: A3 585055AX4 Asset Minor Code 28	200,000.000	199,236.00 99.6180	208,046.00	- 8,810.00 1,992.00	1,840.28	3.14
Mondelez Int 4.000% 2/01/24 Standard & Poors Rating: BBB Moody's Rating: Baa1 609207AB1 Asset Minor Code 28	100,000.000	101,448.00 101.4480	109,303.00	- 7,855.00 1,922.00	1,666.67	3.94
Nike Inc 2.375% 11/01/26 Standard & Poors Rating: AA- Moody's Rating: A1 654106AF0 Asset Minor Code 28	100,000.000	91,602.00 91.6020	94,613.00	- 3,011.00 1,256.00	395.83	2.59
Pepsico Inc 2.750% 4/30/25 Standard & Poors Rating: A+ Moody's Rating: A1 713448CT3 Asset Minor Code 28	75,000.000	71,969.25 95.9590	73,932.75	- 1,963.50 966.75	349.48	2.87
Suntrust Banks Inc 2.700% 1/27/22 Standard & Poors Rating: BBB+ Moody's Rating: Baa1 867914BM4 Asset Minor Code 28	75,000.000	73,146.75 97.5290	75,130.50	- 1,983.75 644.25	866.25	2.77
Verizon 5.150% 9/15/23 Standard & Poors Rating: BBB+ Moody's Rating: Baa1 92343VBR4 Asset Minor Code 28	200,000.000	212,872.00 106.4360	230,048.00	- 17,176.00 1,404.00	3,032.78	4.84
Visa Inc 2.200% 12/14/20 Standard & Poors Rating: AA- Moody's Rating: A1 92826CAB8 Asset Minor Code 28	200,000.000	197,828.00 98.9140	204,764.00	- 6,936.00 1,460.00	207.78	2.22

00503304
40-A-01-B -62 -008-04
0102 -40-00748-04



PARS/CITY OF BREA 115P
ACCOUNT 6746050800

Page 9 of 41
Period from December 1, 2018 to December 31, 2018

ASSET DETAIL (continued)

DESCRIPTION	SHARES/ FACE AMOUNT	MARKET PRICE/UNIT	BOOK VALUE	UNREALIZED GAIN (LOSS) SINCE INCEPTION/ CURRENT PERIOD	ENDING ACCRUAL	YIELD ON MARKET
Wells Fargo Mtn 3.300% 9/09/24 Standard & Poors Rating: A- Moody's Rating: A2 94974BGA2 Asset Minor Code 28	100,000.000	96,734.00 96.7340	103,890.00	- 7,156.00 953.00	1,026.67	3.41
Xto Energy Inc 6.500% 12/15/18 Standard & Poors Rating: N/R Moody's Rating: WR 98385XAT3 Asset Minor Code 28	.000	.00 100.0000	.00	.00 24,624.00	.00	0.00
Total Corporate Issues	2,350,000.000	2,335,913.50	2,507,287.25	- 171,373.75 45,140.25	26,744.01	3.80

Mutual Funds

Mutual Funds-Equity

Columbia Contrarian Core Fund 19766M709 Asset Minor Code 98	15,959.314	349,030.20 21.8700	347,309.80	1,720.40 - 64,010.30	.00	1.49
Dfa Large Cap Intl Port. 233203868 Asset Minor Code 98	11,038.944	220,668.49 19.9900	229,737.90	- 9,069.41 - 14,148.82	.00	3.07
Dodge & Cox International Stock Fund 256206103 Asset Minor Code 98	4,317.367	159,354.02 36.9100	158,247.69	1,106.33 - 15,674.17	.00	2.93
Dodge & Cox Stock Fund 256219106 Asset Minor Code 98	3,231.601	558,452.97 172.8100	572,204.83	- 13,751.86 - 98,339.75	.00	1.68
Harbor Capital Appreciaton CI R 411512528 Asset Minor Code 98	3,457.365	214,080.04 61.9200	207,962.02	6,118.02 - 38,631.10	.00	0.33

00503304
40-A-01-B -62 -008-04
0102 -40-00748-04

ATTACHMENT A



PARS/CITY OF BREA 115P
ACCOUNT 6746050800

Page 10 of 41
Period from December 1, 2018 to December 31, 2018

ASSET DETAIL (continued)

DESCRIPTION	SHARES/ FACE AMOUNT	MARKET PRICE/UNIT	BOOK VALUE	UNREALIZED GAIN (LOSS) SINCE INCEPTION/ CURRENT PERIOD	ENDING ACCRUAL	YIELD ON MARKET
Hartford Schroders Emerging Markets 41665H797 Asset Minor Code 98	19,844.956	275,646.44 13.8900	240,529.95	35,116.49 - 16,109.57	.00	1.38
Ishares Russell Mid Cap Etf 464287499 Asset Minor Code 94	7,290.000	338,839.20 46.4800	320,180.15	18,659.05 - 37,592.00	.00	1.98
Mfs International Growth R6 552746356 Asset Minor Code 98	5,405.241	159,941.08 29.5900	145,028.93	14,912.15 - 13,380.10	.00	1.37
Price T Rowe Growth Stk Fd Inc 741479406 Asset Minor Code 98	3,744.891	214,020.52 57.1500	203,363.62	10,656.90 - 35,740.59	.00	0.37
T Rowe Price New Horizons Fund I 779562206 Asset Minor Code 98	6,469.103	312,198.91 48.2600	289,549.41	22,649.50 - 68,170.48	.00	0.00
Undiscovered Mgrs Behavioral Value 904504479 Asset Minor Code 98	7,407.204	396,507.63 53.5300	454,413.58	- 57,905.95 - 95,586.50	.00	1.68
Vanguard Growth & Income Adm Shs#593 921913208 Asset Minor Code 98	13,346.130	910,072.60 68.1900	930,098.21	- 20,025.61 - 145,648.35	.00	1.91
Vanguard Real Estate Etf 922908553 Asset Minor Code 94	1,437.000	107,157.09 74.5700	116,376.16	- 9,219.07 - 10,358.81	.00	4.74
Total Mutual Funds-Equity	102,949.116	4,215,969.19	4,215,002.25	966.94 - 653,390.54	.00	1.64
Mutual Funds-Fixed Income						
Vanguard Short Term Invst Grade #539 922031836 Asset Minor Code 99	14,271.220	148,991.54 10.4400	149,845.15	- 853.61 713.56	.00	2.78

ASSET DETAIL (continued)

DESCRIPTION	SHARES/ FACE AMOUNT	MARKET PRICE/UNIT	BOOK VALUE	UNREALIZED GAIN (LOSS) SINCE INCEPTION/ CURRENT PERIOD	ENDING ACCRUAL	YIELD ON MARKET
Total Mutual Funds-Fixed Income	14,271.220	148,991.54	149,845.15	- 853.61 713.56	.00	2.77
Total Mutual Funds	117,220.336	4,364,960.73	4,364,847.40	113.33 - 652,676.98	.00	1.68
Total Assets	2,727,815.556	6,885,915.68	7,057,176.10	- 171,260.42 - 607,536.73	27,180.83	2.44
Accrued Income	.000	27,180.83	27,180.83			
Grand Total	2,727,815.556	6,913,096.51	7,084,356.93			

ASSET DETAIL MESSAGES

Time of trade execution and trading party (if not disclosed) will be provided upon request.

Publicly traded assets are valued in accordance with market quotations or valuation methodologies from financial industry services believed by us to be reliable. Assets that are not publicly traded may be reflected at values from other external sources. Assets for which a current value is not available may be reflected at a previous value or as not valued, at par value, or at a nominal value. Values shown do not necessarily reflect prices at which assets could be bought or sold. Values are updated based on internal policy and may be updated less frequently than statement generation.

For further information, please contact your account manager or relationship manager.



PORTFOLIO CHARACTERISTICS

Average Modified Duration	2.45
Average Coupon	1.76%
Average Purchase YTM	1.83%
Average Market YTM	2.50%
Average S&P/Moody Rating	AA+/Aaa
Average Final Maturity	2.56 yrs
Average Life	2.56 yrs

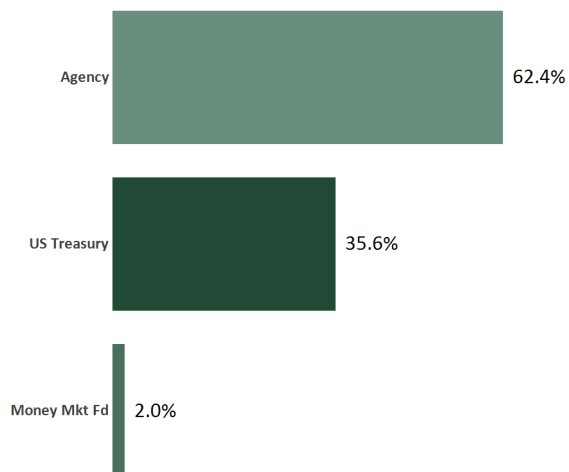
ACCOUNT SUMMARY

	Beg. Values as of 11/30/18	End Values as of 12/31/18
Market Value	449,986	455,042
Accrued Interest	1,999	1,896
Total Market Value	451,985	456,938
Income Earned	708	718
Cont/WD		0
Par	461,138	461,930
Book Value	460,097	460,918
Cost Value	459,583	460,375

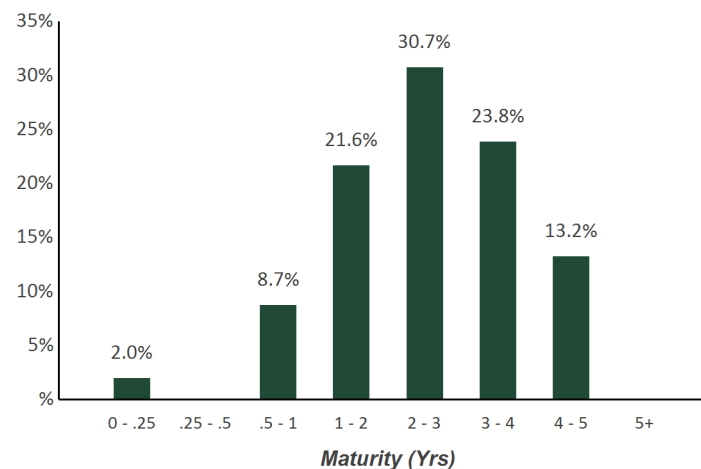
TOP ISSUERS

Government of United States	35.6%
Federal National Mortgage Assoc	30.9%
Federal Home Loan Bank	16.2%
Federal Home Loan Mortgage Corp	15.3%
AIM STIT-Treasury Portfolio	2.0%
Total	100.0%


SECTOR ALLOCATION



MATURITY DISTRIBUTION



CREDIT QUALITY (S&P)



PERFORMANCE REVIEW

TOTAL RATE OF RETURN	1M	3M	YTD	1YR	Annualized				11/30/2009
					2YRS	3YRS	5YRS	10YRS	
Brea 05 CFD 97-1 Spec Tax Reserve Fund	1.10%	1.70%	1.43%	1.43%	1.12%	1.22%	1.44%	N/A	1.92%
ICE BAML 3-Month US Treasury Bill Index	0.18%	0.56%	1.87%	1.87%	1.36%	1.02%	0.63%	N/A	0.39%



BOOK VALUE RECONCILIATION		
BEGINNING BOOK VALUE		\$460,097.45
<u>Acquisition</u>		
+ Security Purchases	\$0.00	
+ Money Market Fund Purchases	\$792.09	
+ Money Market Contributions	\$0.00	
+ Security Contributions	\$0.00	
+ Security Transfers	\$0.00	
Total Acquisitions		\$792.09
<u>Dispositions</u>		
- Security Sales	\$0.00	
- Money Market Fund Sales	\$0.00	
- MMF Withdrawals	\$0.00	
- Security Withdrawals	\$0.00	
- Security Transfers	\$0.00	
- Other Dispositions	\$0.00	
- Maturities	\$0.00	
- Calls	\$0.00	
- Principal Paydowns	\$0.00	
Total Dispositions		\$0.00
<u>Amortization/Accretion</u>		
+/- Net Accretion	\$28.28	
		\$28.28
<u>Gain/Loss on Dispositions</u>		
+/- Realized Gain/Loss	\$0.00	
		\$0.00
ENDING BOOK VALUE		\$460,917.82

CASH TRANSACTION SUMMARY		
BEGINNING BALANCE		\$8,138.10
<u>Acquisition</u>		
Contributions	\$0.00	
Security Sale Proceeds	\$0.00	
Accrued Interest Received	\$0.00	
Interest Received	\$780.83	
Dividend Received	\$11.26	
Principal on Maturities	\$0.00	
Interest on Maturities	\$0.00	
Calls/Redemption (Principal)	\$0.00	
Interest from Calls/Redemption	\$0.00	
Principal Paydown	\$0.00	
Total Acquisitions	\$792.09	
<u>Dispositions</u>		
Withdrawals	\$0.00	
Security Purchase	\$0.00	
Accrued Interest Paid	\$0.00	
Total Dispositions	\$0.00	
ENDING BOOK VALUE		\$8,930.19

Holdings Report

As of December 31, 2018



CUSIP	Security Description	Par Value/Units	Purchase Date Book Yield	Cost Value Book Value	Mkt Price Mkt YTM	Market Value Accrued Int.	% of Port. Gain/Loss	Moody/S&P Fitch	Maturity Duration
AGENCY									
3137EADM8	FHLMC Note 1.25% Due 10/2/2019	40,000.00	03/25/2015 1.40%	39,735.60 39,956.12	98.97 2.64%	39,586.68 123.61	8.69% (369.44)	Aaa / AA+ AAA	0.75 0.74
313383HU8	FHLB Note 1.75% Due 6/12/2020	40,000.00	06/26/2015 1.87%	39,779.20 39,935.59	98.85 2.57%	39,538.56 36.94	8.66% (397.03)	Aaa / AA+ NR	1.45 1.42
3130A7CV5	FHLB Note 1.375% Due 2/18/2021	35,000.00	03/11/2016 1.64%	34,566.00 34,812.38	97.68 2.50%	34,186.50 177.80	7.52% (625.88)	Aaa / AA+ AAA	2.14 2.07
3135G0Q89	FNMA Note 1.375% Due 10/7/2021	43,000.00	10/27/2016 1.50%	42,738.13 42,853.47	96.99 2.51%	41,707.29 137.96	9.16% (1,146.18)	Aaa / AA+ AAA	2.77 2.68
3135G0S38	FNMA Note 2% Due 1/5/2022	40,000.00	04/24/2017 1.92%	40,142.40 40,091.34	98.52 2.51%	39,408.12 391.11	8.71% (683.22)	Aaa / AA+ AAA	3.02 2.87
3135G0T78	FNMA Note 2% Due 10/5/2022	30,000.00	01/09/2018 2.36%	29,518.50 29,617.64	98.11 2.53%	29,432.88 143.33	6.47% (184.76)	Aaa / AA+ AAA	3.76 3.58
3135G0T94	FNMA Note 2.375% Due 1/19/2023	30,000.00	06/13/2018 2.91%	29,319.90 29,401.27	99.25 2.57%	29,775.48 320.63	6.59% 374.21	Aaa / AA+ AAA	4.05 3.79
3137EAEN5	FHLMC Note 2.75% Due 6/19/2023	30,000.00	09/14/2018 2.97%	29,707.20 29,725.08	100.58 2.61%	30,175.29 27.50	6.61% 450.21	Aaa / AA+ AAA	4.47 4.18
Total Agency		288,000.00	2.00%	285,506.93 286,392.89	2.55%	283,810.80 1,358.88	62.41% (2,582.09)	Aaa / AA+ AAA	2.68 2.56
MONEY MARKET FUND FI									
825252109	Invesco Treasury MMFD Private Class	8,930.19	Various 0.60%	8,930.19 8,930.19	1.00 0.60%	8,930.19 0.00	1.95% 0.00	Aaa / AAA AAA	0.00 0.00
Total Money Market Fund FI		8,930.19	0.60%	8,930.19 8,930.19	0.60%	8,930.19 0.00	1.95% 0.00	Aaa / AAA AAA	0.00 0.00
US TREASURY									
912828UV0	US Treasury Note 1.125% Due 3/31/2020	30,000.00	05/07/2015 1.57%	29,379.01 29,842.06	98.26 2.55%	29,478.51 86.23	6.47% (363.55)	Aaa / AA+ AAA	1.25 1.22
912828WC0	US Treasury Note 1.75% Due 10/31/2020	30,000.00	11/04/2015 1.63%	30,166.51 30,061.14	98.63 2.52%	29,589.84 89.92	6.50% (471.30)	Aaa / AA+ AAA	1.84 1.78
912828WN6	US Treasury Note 2% Due 5/31/2021	30,000.00	07/11/2016 1.01%	31,406.35 30,694.50	98.89 2.48%	29,667.18 52.75	6.50% (1,027.32)	Aaa / AA+ AAA	2.42 2.34

Holdings Report

As of December 31, 2018



CUSIP	Security Description	Par Value/Units	Purchase Date Book Yield	Cost Value Book Value	Mkt Price Mkt YTM	Market Value Accrued Int.	% of Port. Gain/Loss	Moody/S&P Fitch	Maturity Duration
US TREASURY									
912828G53	US Treasury Note 1.875% Due 11/30/2021	35,000.00	01/18/2017 1.89%	34,974.14 34,984.51	98.36 2.46%	34,425.79 57.69	7.55% (558.72)	Aaa / AA+ AAA	2.92 2.81
912828J43	US Treasury Note 1.75% Due 2/28/2022	10,000.00	04/24/2017 1.84%	9,960.58 9,974.28	97.82 2.47%	9,782.03 59.46	2.15% (192.25)	Aaa / AA+ AAA	3.16 3.03
912828L24	US Treasury Note 1.875% Due 8/31/2022	30,000.00	09/18/2017 1.84%	30,051.66 30,038.25	97.86 2.49%	29,357.82 191.13	6.47% (680.43)	Aaa / AA+ AAA	3.67 3.49
Total US Treasury		165,000.00	1.61%	165,938.25 165,594.74	2.50%	162,301.17 537.18	35.64% (3,293.57)	Aaa / AA+ AAA	2.48 2.39
TOTAL PORTFOLIO		461,930.19	1.83%	460,375.37 460,917.82	2.50%	455,042.16 1,896.06	100.00% (5,875.66)	Aaa / AA+ AAA	2.56 2.45
TOTAL MARKET VALUE PLUS ACCRUED						456,938.22			

PORTFOLIO CHARACTERISTICS

Average Modified Duration	2.17
Average Coupon	1.82%
Average Purchase YTM	1.44%
Average Market YTM	2.47%
Average S&P/Moody Rating	AA+/Aaa
Average Final Maturity	2.26 yrs
Average Life	2.26 yrs

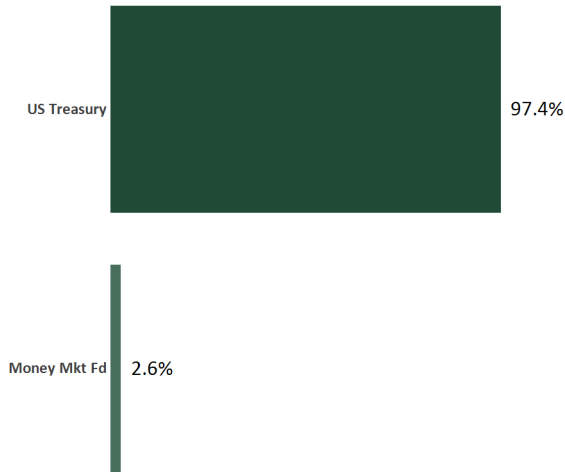
ACCOUNT SUMMARY

	Beg. Values as of 11/30/18	End Values as of 12/31/18
Market Value	1,890,056	1,907,112
Accrued Interest	7,089	8,103
Total Market Value	1,897,145	1,915,214
Income Earned	2,354	2,435
Cont/WD		0
Par	1,927,710	1,929,736
Book Value	1,942,302	1,943,723
Cost Value	1,958,351	1,960,377

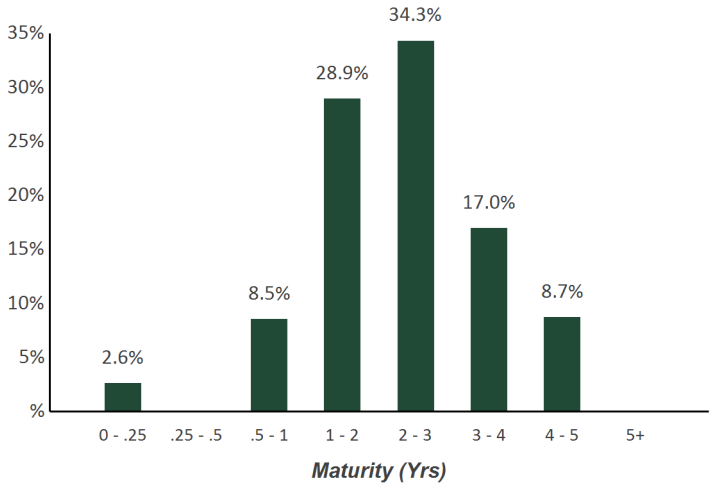
TOP ISSUERS

Government of United States	97.4%
AIM STIT-Treasury Portfolio	2.6%
Total	100.0%


SECTOR ALLOCATION



MATURITY DISTRIBUTION



CREDIT QUALITY (S&P)



PERFORMANCE REVIEW

TOTAL RATE OF RETURN	1M	3M	YTD	1YR	Annualized				6/30/2009
					2YRS	3YRS	5YRS	10YRS	
Brea 2009 Water Revenue Bond Reserve Fund	0.95%	1.53%	1.28%	1.28%	1.03%	1.02%	1.34%	N/A	2.19%
ICE BAML 3-Month US Treasury Bill Index	0.18%	0.56%	1.87%	1.87%	1.36%	1.02%	0.63%	N/A	0.38%



BOOK VALUE RECONCILIATION		
BEGINNING BOOK VALUE		\$1,942,301.65
<u>Acquisition</u>		
+ Security Purchases	\$0.00	
+ Money Market Fund Purchases	\$2,026.51	
+ Money Market Contributions	\$0.00	
+ Security Contributions	\$0.00	
+ Security Transfers	\$0.00	
Total Acquisitions		\$2,026.51
<u>Dispositions</u>		
- Security Sales	\$0.00	
- Money Market Fund Sales	\$0.00	
- MMF Withdrawals	\$0.00	
- Security Withdrawals	\$0.00	
- Security Transfers	\$0.00	
- Other Dispositions	\$0.00	
- Maturities	\$0.00	
- Calls	\$0.00	
- Principal Paydowns	\$0.00	
Total Dispositions		\$0.00
<u>Amortization/Accretion</u>		
+/- Net Accretion	(\$605.31)	
		(\$605.31)
<u>Gain/Loss on Dispositions</u>		
+/- Realized Gain/Loss	\$0.00	
		\$0.00
ENDING BOOK VALUE		\$1,943,722.85

CASH TRANSACTION SUMMARY		
BEGINNING BALANCE		\$47,709.97
<u>Acquisition</u>		
Contributions	\$0.00	
Security Sale Proceeds	\$0.00	
Accrued Interest Received	\$0.00	
Interest Received	\$1,959.38	
Dividend Received	\$67.13	
Principal on Maturities	\$0.00	
Interest on Maturities	\$0.00	
Calls/Redemption (Principal)	\$0.00	
Interest from Calls/Redemption	\$0.00	
Principal Paydown	\$0.00	
Total Acquisitions	\$2,026.51	
<u>Dispositions</u>		
Withdrawals	\$0.00	
Security Purchase	\$0.00	
Accrued Interest Paid	\$0.00	
Total Dispositions	\$0.00	
ENDING BOOK VALUE		\$49,736.48



CUSIP	Security Description	Par Value/Units	Purchase Date Book Yield	Cost Value Book Value	Mkt Price Mkt YTM	Market Value Accrued Int.	% of Port. Gain/Loss	Moody/S&P Fitch	Maturity Duration
MONEY MARKET FUND FI									
825252109	Invesco Treasury MMFD Private Class	49,736.48	Various 0.60%	49,736.48 49,736.48	1.00 0.60%	49,736.48 0.00	2.60% 0.00	Aaa / AAA AAA	0.00 0.00
Total Money Market Fund FI		49,736.48	0.60%	49,736.48 49,736.48	0.60%	49,736.48 0.00	2.60% 0.00	Aaa / AAA AAA	0.00 0.00
US TREASURY									
912828G61	US Treasury Note 1.5% Due 11/30/2019	165,000.00	08/24/2016 0.92%	168,081.41 165,860.83	98.97 2.65%	163,298.52 217.58	8.54% (2,562.31)	Aaa / AA+ AAA	0.92 0.90
912828UQ1	US Treasury Note 1.25% Due 2/29/2020	135,000.00	Various 1.60%	132,834.83 134,471.26	98.46 2.60%	132,922.22 573.38	6.97% (1,549.04)	Aaa / AA+ AAA	1.16 1.14
912828UV0	US Treasury Note 1.125% Due 3/31/2020	100,000.00	05/07/2015 1.57%	97,930.02 99,473.54	98.26 2.55%	98,261.70 287.43	5.15% (1,211.84)	Aaa / AA+ AAA	1.25 1.22
912828XM7	US Treasury Note 1.625% Due 7/31/2020	165,000.00	08/24/2016 1.03%	168,796.84 166,525.61	98.58 2.54%	162,660.30 1,122.04	8.55% (3,865.31)	Aaa / AA+ AAA	1.58 1.54
912828WC0	US Treasury Note 1.75% Due 10/31/2020	160,000.00	Various 1.46%	161,991.55 160,828.82	98.63 2.52%	157,812.48 479.56	8.26% (3,016.34)	Aaa / AA+ AAA	1.84 1.78
912828A83	US Treasury Note 2.375% Due 12/31/2020	165,000.00	08/24/2016 1.08%	174,062.66 169,163.46	99.78 2.49%	164,632.55 10.83	8.60% (4,530.91)	Aaa / AA+ AAA	2.00 1.94
912828B90	US Treasury Note 2% Due 2/28/2021	165,000.00	08/24/2016 1.10%	171,516.76 168,119.98	98.96 2.50%	163,285.49 1,121.27	8.58% (4,834.49)	Aaa / AA+ AAA	2.16 2.09
912828WN6	US Treasury Note 2% Due 5/31/2021	160,000.00	Various 1.04%	167,290.77 163,615.37	98.89 2.48%	158,224.96 281.32	8.28% (5,390.41)	Aaa / AA+ AAA	2.42 2.34
912828F21	US Treasury Note 2.125% Due 9/30/2021	170,000.00	10/27/2016 1.38%	175,983.77 173,338.00	99.05 2.48%	168,386.36 922.97	8.84% (4,951.64)	Aaa / AA+ AAA	2.75 2.64
912828J43	US Treasury Note 1.75% Due 2/28/2022	165,000.00	04/24/2017 1.84%	164,349.58 164,575.70	97.82 2.47%	161,403.50 981.11	8.48% (3,172.20)	Aaa / AA+ AAA	3.16 3.03
912828L24	US Treasury Note 1.875% Due 8/31/2022	165,000.00	09/18/2017 1.84%	165,284.15 165,210.40	97.86 2.49%	161,468.01 1,051.19	8.49% (3,742.39)	Aaa / AA+ AAA	3.67 3.49

Holdings Report

As of December 31, 2018

CUSIP	Security Description	Par Value/Units	Purchase Date Book Yield	Cost Value Book Value	Mkt Price Mkt YTM	Market Value Accrued Int.	% of Port. Gain/Loss	Moody/S&P Fitch	Maturity Duration
US TREASURY									
9128284D9	US Treasury Note 2.5% Due 3/31/2023	165,000.00	06/13/2018 2.84%	162,518.55 162,803.40	100.01 2.50%	165,019.31 1,053.91	8.67% 2,215.91	Aaa / AA+ AAA	4.25 3.98
Total US Treasury		1,880,000.00	1.46%	1,910,640.89 1,893,986.37	2.52%	1,857,375.40 8,102.59	97.40% (36,610.97)	Aaa / AA+ AAA	2.32 2.23
TOTAL PORTFOLIO		1,929,736.48	1.44%	1,960,377.37 1,943,722.85	2.47%	1,907,111.88 8,102.59	100.00% (36,610.97)	Aaa / AA+ AAA	2.26 2.17
TOTAL MARKET VALUE PLUS ACCRUED						1,915,214.47			

Portfolio Summary

As of December 31, 2018

ATTACHMENT A



PORTFOLIO CHARACTERISTICS

Average Modified Duration	2.36
Average Coupon	1.84%
Average Purchase YTM	1.55%
Average Market YTM	2.46%
Average S&P/Moody Rating	AA+/Aaa
Average Final Maturity	2.47 yrs
Average Life	2.47 yrs

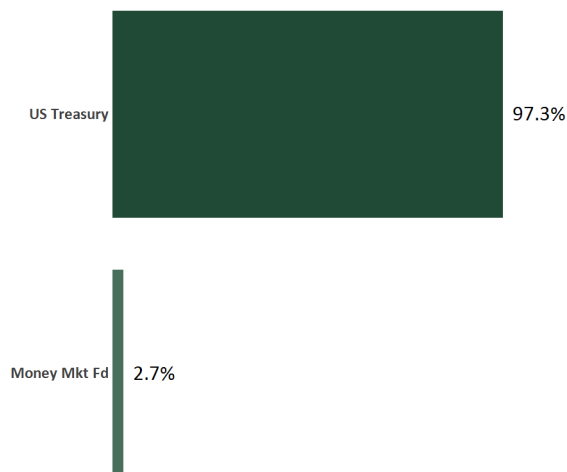
ACCOUNT SUMMARY

	Beg. Values as of 11/30/18	End Values as of 12/31/18
Market Value	1,331,799	1,346,166
Accrued Interest	6,013	5,544
Total Market Value	1,337,812	1,351,709
Income Earned	1,783	1,844
Cont/WD		0
Par	1,360,168	1,362,806
Book Value	1,368,140	1,370,453
Cost Value	1,376,976	1,379,613

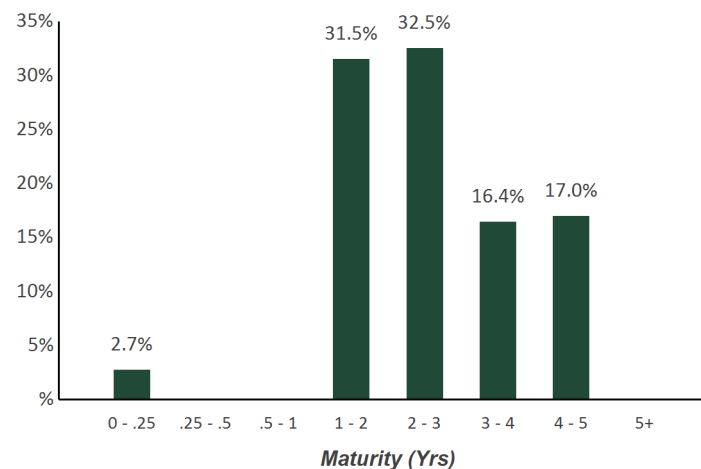
TOP ISSUERS

Government of United States	97.3%
AIM STIT-Treasury Portfolio	2.7%
Total	100.0%

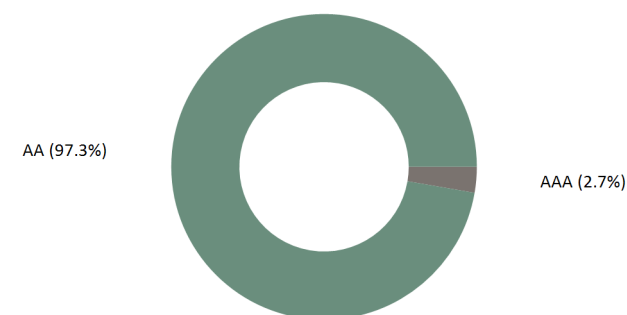
SECTOR ALLOCATION



MATURITY DISTRIBUTION



CREDIT QUALITY (S&P)



PERFORMANCE REVIEW

TOTAL RATE OF RETURN	1M	3M	YTD	1YR	Annualized				
					2YRS	3YRS	5YRS	10YRS	5/31/2010
Brea Water Revenue Bonds, Series B, Reserve Account	1.04%	1.64%	1.26%	1.26%	1.01%	1.03%	1.34%	N/A	1.82%
ICE BAML 3-Month US Treasury Bill Index	0.18%	0.56%	1.87%	1.87%	1.36%	1.02%	0.63%	N/A	0.41%

Reconciliation Summary

As of December 31, 2018

ATTACHMENT A



BOOK VALUE RECONCILIATION		
BEGINNING BOOK VALUE		\$1,368,140.14
<u>Acquisition</u>		
+ Security Purchases	\$0.00	
+ Money Market Fund Purchases	\$2,637.12	
+ Money Market Contributions	\$0.00	
+ Security Contributions	\$0.00	
+ Security Transfers	\$0.00	
Total Acquisitions		\$2,637.12
<u>Dispositions</u>		
- Security Sales	\$0.00	
- Money Market Fund Sales	\$0.00	
- MMF Withdrawals	\$0.00	
- Security Withdrawals	\$0.00	
- Security Transfers	\$0.00	
- Other Dispositions	\$0.00	
- Maturities	\$0.00	
- Calls	\$0.00	
- Principal Paydowns	\$0.00	
Total Dispositions		\$0.00
<u>Amortization/Accretion</u>		
+/- Net Accretion	(\$323.93)	
		(\$323.93)
<u>Gain/Loss on Dispositions</u>		
+/- Realized Gain/Loss	\$0.00	
		\$0.00
ENDING BOOK VALUE		\$1,370,453.33

CASH TRANSACTION SUMMARY		
BEGINNING BALANCE		\$34,168.41
<u>Acquisition</u>		
Contributions	\$0.00	
Security Sale Proceeds	\$0.00	
Accrued Interest Received	\$0.00	
Interest Received	\$2,587.51	
Dividend Received	\$49.61	
Principal on Maturities	\$0.00	
Interest on Maturities	\$0.00	
Calls/Redemption (Principal)	\$0.00	
Interest from Calls/Redemption	\$0.00	
Principal Paydown	\$0.00	
Total Acquisitions	\$2,637.12	
<u>Dispositions</u>		
Withdrawals	\$0.00	
Security Purchase	\$0.00	
Accrued Interest Paid	\$0.00	
Total Dispositions	\$0.00	
ENDING BOOK VALUE		\$36,805.53

Holdings Report

As of December 31, 2018

CUSIP	Security Description	Par Value/Units	Purchase Date Book Yield	Cost Value Book Value	Mkt Price Mkt YTM	Market Value Accrued Int.	% of Port. Gain/Loss	Moody/S&P Fitch	Maturity Duration
MONEY MARKET FUND FI									
825252109	Invesco Treasury MMFD Private Class	36,805.53	Various 0.60%	36,805.53 36,805.53	1.00 0.60%	36,805.53 0.00	2.72% 0.00	Aaa / AAA AAA	0.00 0.00
Total Money Market Fund FI		36,805.53	0.60%	36,805.53 36,805.53	0.60%	36,805.53 0.00	2.72% 0.00	Aaa / AAA AAA	0.00 0.00
US TREASURY									
912828UQ1	US Treasury Note 1.25% Due 2/29/2020	112,000.00	Various 1.40%	111,138.03 111,807.78	98.46 2.60%	110,276.22 475.69	8.19% (1,531.56)	Aaa / AA+ AAA	1.16 1.14
912828UV0	US Treasury Note 1.125% Due 3/31/2020	115,000.00	Various 1.47%	113,111.52 114,528.73	98.26 2.55%	113,000.97 330.54	8.38% (1,527.76)	Aaa / AA+ AAA	1.25 1.22
912828XM7	US Treasury Note 1.625% Due 7/31/2020	115,000.00	08/24/2016 1.03%	117,646.28 116,063.30	98.58 2.54%	113,369.30 782.03	8.44% (2,694.00)	Aaa / AA+ AAA	1.58 1.54
912828WC0	US Treasury Note 1.75% Due 10/31/2020	88,000.00	11/04/2015 1.63%	88,488.42 88,179.34	98.63 2.52%	86,796.86 263.76	6.44% (1,382.48)	Aaa / AA+ AAA	1.84 1.78
912828A83	US Treasury Note 2.375% Due 12/31/2020	115,000.00	08/24/2016 1.08%	121,316.40 117,901.81	99.78 2.49%	114,743.90 7.54	8.49% (3,157.91)	Aaa / AA+ AAA	2.00 1.94
912828B90	US Treasury Note 2% Due 2/28/2021	115,000.00	08/24/2016 1.10%	119,541.99 117,174.53	98.96 2.50%	113,805.04 781.49	8.48% (3,369.49)	Aaa / AA+ AAA	2.16 2.09
912828WN6	US Treasury Note 2% Due 5/31/2021	101,000.00	Various 1.03%	105,664.79 103,308.61	98.89 2.48%	99,879.51 177.58	7.40% (3,429.10)	Aaa / AA+ AAA	2.42 2.34
912828F21	US Treasury Note 2.125% Due 9/30/2021	110,000.00	10/27/2016 1.38%	113,871.85 112,159.88	99.05 2.48%	108,955.88 597.22	8.10% (3,204.00)	Aaa / AA+ AAA	2.75 2.64
912828J43	US Treasury Note 1.75% Due 2/28/2022	110,000.00	04/24/2017 1.84%	109,566.38 109,717.13	97.82 2.47%	107,602.33 654.07	8.01% (2,114.80)	Aaa / AA+ AAA	3.16 3.03
912828L24	US Treasury Note 1.875% Due 8/31/2022	115,000.00	09/18/2017 1.84%	115,198.04 115,146.64	97.86 2.49%	112,538.31 732.65	8.38% (2,608.33)	Aaa / AA+ AAA	3.67 3.49
912828N30	US Treasury Note 2.125% Due 12/31/2022	115,000.00	01/09/2018 2.31%	113,993.75 114,191.01	98.59 2.50%	113,378.27 6.75	8.39% (812.74)	Aaa / AA+ AAA	4.00 3.81

Holdings Report
As of December 31, 2018

CUSIP	Security Description	Par Value/Units	Purchase Date Book Yield	Cost Value Book Value	Mkt Price Mkt YTM	Market Value Accrued Int.	% of Port. Gain/Loss	Moody/S&P Fitch	Maturity Duration
US TREASURY									
9128284D9	US Treasury Note 2.5% Due 3/31/2023	115,000.00	06/13/2018 2.84%	113,270.51 113,469.04	100.01 2.50%	115,013.46 734.55	8.56% 1,544.42	Aaa / AA+ AAA	4.25 3.98
Total US Treasury		1,326,000.00	1.58%	1,342,807.96 1,333,647.80	2.51%	1,309,360.05 5,543.87	97.28% (24,287.75)	Aaa / AA+ AAA	2.54 2.43
TOTAL PORTFOLIO		1,362,805.53	1.55%	1,379,613.49 1,370,453.33	2.46%	1,346,165.58 5,543.87	100.00% (24,287.75)	Aaa / AA+ AAA	2.47 2.36
TOTAL MARKET VALUE PLUS ACCRUED						1,351,709.45			



PORTFOLIO CHARACTERISTICS

Average Modified Duration	2.40
Average Coupon	1.86%
Average Purchase YTM	1.56%
Average Market YTM	2.46%
Average S&P/Moody Rating	AA+/Aaa
Average Final Maturity	2.50 yrs
Average Life	2.50 yrs

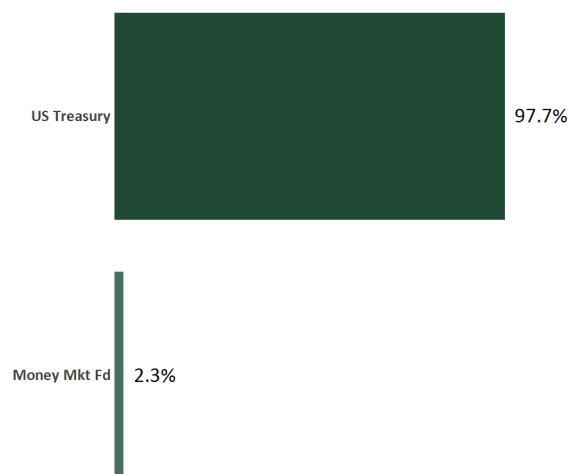
ACCOUNT SUMMARY

	Beg. Values as of 11/30/18	End Values as of 12/31/18
Market Value	258,967	261,765
Accrued Interest	1,159	1,102
Total Market Value	260,126	262,867
Income Earned	347	359
Cont/WD		0
Par	264,531	265,013
Book Value	266,209	266,625
Cost Value	267,984	268,466

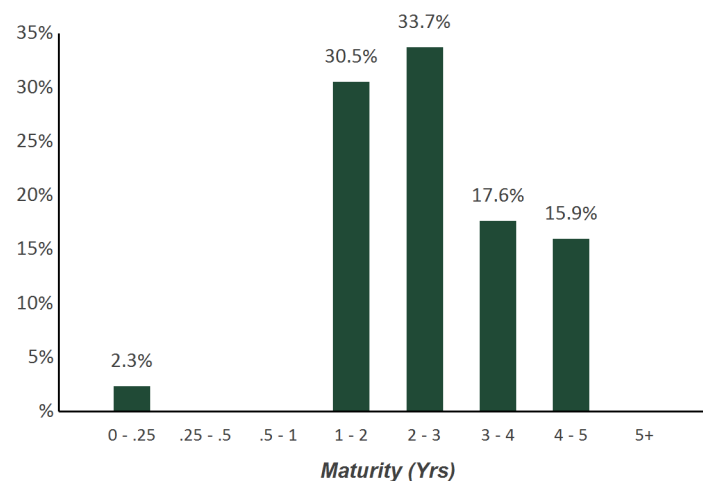
TOP ISSUERS

Government of United States	97.7%
AIM STIT-Treasury Portfolio	2.3%
Total	100.0%


SECTOR ALLOCATION



MATURITY DISTRIBUTION



CREDIT QUALITY (S&P)



PERFORMANCE REVIEW

TOTAL RATE OF RETURN	1M	3M	YTD	1YR	Annualized				
					2YRS	3YRS	5YRS	10YRS	5/31/2010
Brea Lease Revenue Bonds, Reserve Account	1.05%	1.66%	1.26%	1.26%	1.01%	1.02%	1.34%	N/A	1.83%
ICE BAML 3-Month US Treasury Bill Index	0.18%	0.56%	1.87%	1.87%	1.36%	1.02%	0.63%	N/A	0.41%



BOOK VALUE RECONCILIATION		
BEGINNING BOOK VALUE		\$266,209.40
<u>Acquisition</u>		
+ Security Purchases	\$0.00	
+ Money Market Fund Purchases	\$481.75	
+ Money Market Contributions	\$0.00	
+ Security Contributions	\$0.00	
+ Security Transfers	\$0.00	
Total Acquisitions		\$481.75
<u>Dispositions</u>		
- Security Sales	\$0.00	
- Money Market Fund Sales	\$0.00	
- MMF Withdrawals	\$0.00	
- Security Withdrawals	\$0.00	
- Security Transfers	\$0.00	
- Other Dispositions	\$0.00	
- Maturities	\$0.00	
- Calls	\$0.00	
- Principal Paydowns	\$0.00	
Total Dispositions		\$0.00
<u>Amortization/Accretion</u>		
+/- Net Accretion	(\$66.18)	
		(\$66.18)
<u>Gain/Loss on Dispositions</u>		
+/- Realized Gain/Loss	\$0.00	
		\$0.00
ENDING BOOK VALUE		\$266,624.97

CASH TRANSACTION SUMMARY		
BEGINNING BALANCE		\$5,530.88
<u>Acquisition</u>		
Contributions	\$0.00	
Security Sale Proceeds	\$0.00	
Accrued Interest Received	\$0.00	
Interest Received	\$473.75	
Dividend Received	\$8.00	
Principal on Maturities	\$0.00	
Interest on Maturities	\$0.00	
Calls/Redemption (Principal)	\$0.00	
Interest from Calls/Redemption	\$0.00	
Principal Paydown	\$0.00	
Total Acquisitions	\$481.75	
<u>Dispositions</u>		
Withdrawals	\$0.00	
Security Purchase	\$0.00	
Accrued Interest Paid	\$0.00	
Total Dispositions	\$0.00	
ENDING BOOK VALUE		\$6,012.63

Holdings Report

As of December 31, 2018



CUSIP	Security Description	Par Value/Units	Purchase Date Book Yield	Cost Value Book Value	Mkt Price Mkt YTM	Market Value Accrued Int.	% of Port. Gain/Loss	Moody/S&P Fitch	Maturity Duration
MONEY MARKET FUND FI									
825252109	Invesco Treasury MMFD Private Class	6,012.63	Various 0.60%	6,012.63 6,012.63	1.00 0.60%	6,012.63 0.00	2.29% 0.00	Aaa / AAA AAA	0.00 0.00
Total Money Market Fund FI		6,012.63	0.60%	6,012.63 6,012.63	0.60%	6,012.63 0.00	2.29% 0.00	Aaa / AAA AAA	0.00 0.00
US TREASURY									
912828UQ1	US Treasury Note 1.25% Due 2/29/2020	20,000.00	Various 1.59%	19,688.54 19,924.15	98.46 2.60%	19,692.19 84.95	7.52% (231.96)	Aaa / AA+ AAA	1.16 1.14
912828UV0	US Treasury Note 1.125% Due 3/31/2020	17,000.00	05/07/2015 1.57%	16,648.10 16,910.50	98.26 2.55%	16,704.49 48.86	6.37% (206.01)	Aaa / AA+ AAA	1.25 1.22
912828XM7	US Treasury Note 1.625% Due 7/31/2020	22,000.00	08/24/2016 1.03%	22,506.25 22,203.42	98.58 2.54%	21,688.04 149.61	8.31% (515.38)	Aaa / AA+ AAA	1.58 1.54
912828WC0	US Treasury Note 1.75% Due 10/31/2020	22,000.00	Various 1.45%	22,276.59 22,115.22	98.63 2.52%	21,699.22 65.94	8.28% (416.00)	Aaa / AA+ AAA	1.84 1.78
912828A83	US Treasury Note 2.375% Due 12/31/2020	22,000.00	08/24/2016 1.08%	23,208.35 22,555.13	99.78 2.49%	21,951.01 1.44	8.35% (604.12)	Aaa / AA+ AAA	2.00 1.94
912828B90	US Treasury Note 2% Due 2/28/2021	22,000.00	08/24/2016 1.10%	22,868.90 22,416.00	98.96 2.50%	21,771.40 149.50	8.34% (644.60)	Aaa / AA+ AAA	2.16 2.09
912828WN6	US Treasury Note 2% Due 5/31/2021	20,000.00	07/11/2016 1.01%	20,937.57 20,463.00	98.89 2.48%	19,778.12 35.16	7.54% (684.88)	Aaa / AA+ AAA	2.42 2.34
912828F21	US Treasury Note 2.125% Due 9/30/2021	25,000.00	10/27/2016 1.38%	25,879.97 25,490.88	99.05 2.48%	24,762.70 135.73	9.47% (728.18)	Aaa / AA+ AAA	2.75 2.64
912828J43	US Treasury Note 1.75% Due 2/28/2022	24,000.00	04/24/2017 1.84%	23,905.39 23,938.28	97.82 2.47%	23,476.87 142.71	8.99% (461.41)	Aaa / AA+ AAA	3.16 3.03
912828L24	US Treasury Note 1.875% Due 8/31/2022	23,000.00	09/18/2017 1.84%	23,039.61 23,029.33	97.86 2.49%	22,507.66 146.53	8.62% (521.67)	Aaa / AA+ AAA	3.67 3.49
912828N30	US Treasury Note 2.125% Due 12/31/2022	20,000.00	01/09/2018 2.31%	19,825.00 19,859.31	98.59 2.50%	19,717.96 1.17	7.50% (141.35)	Aaa / AA+ AAA	4.00 3.81

Holdings Report

As of December 31, 2018

CUSIP	Security Description	Par Value/Units	Purchase Date Book Yield	Cost Value Book Value	Mkt Price Mkt YTM	Market Value Accrued Int.	% of Port. Gain/Loss	Moody/S&P Fitch	Maturity Duration
US TREASURY									
9128284D9	US Treasury Note 2.5% Due 3/31/2023	22,000.00	06/13/2018 2.84%	21,669.14 21,707.12	100.01 2.50%	22,002.57 140.52	8.42% 295.45	Aaa / AA+ AAA	4.25 3.98
Total US Treasury		259,000.00	1.58%	262,453.41 260,612.34	2.51%	255,752.23 1,102.12	97.71% (4,860.11)	Aaa / AA+ AAA	2.56 2.45
TOTAL PORTFOLIO		265,012.63	1.56%	268,466.04 266,624.97	2.46%	261,764.86 1,102.12	100.00% (4,860.11)	Aaa / AA+ AAA	2.50 2.40
TOTAL MARKET VALUE PLUS ACCRUED						262,866.98			

Portfolio Summary

As of December 31, 2018



PORTFOLIO CHARACTERISTICS

Average Modified Duration	2.63
Average Coupon	1.91%
Average Purchase YTM	2.63%
Average Market YTM	2.43%
Average S&P/Moody Rating	AA+/Aaa
Average Final Maturity	2.76 yrs
Average Life	2.76 yrs

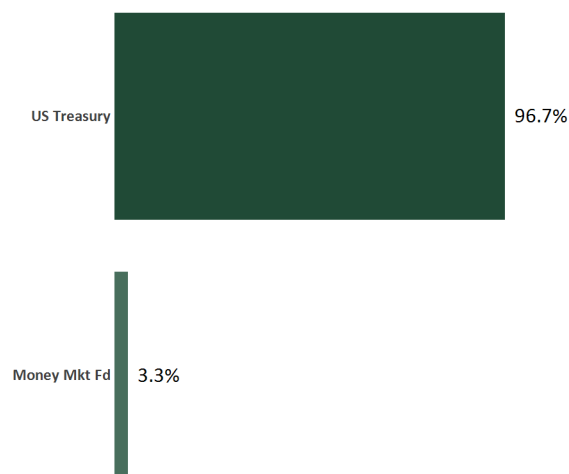
ACCOUNT SUMMARY

	Beg. Values as of 11/30/18	End Values as of 12/31/18
Market Value	666,462	674,453
Accrued Interest	3,184	2,978
Total Market Value	669,646	677,431
Income Earned	1,487	1,536
Cont/WD		0
Par	681,050	682,393
Book Value	668,368	670,110
Cost Value	666,213	667,556

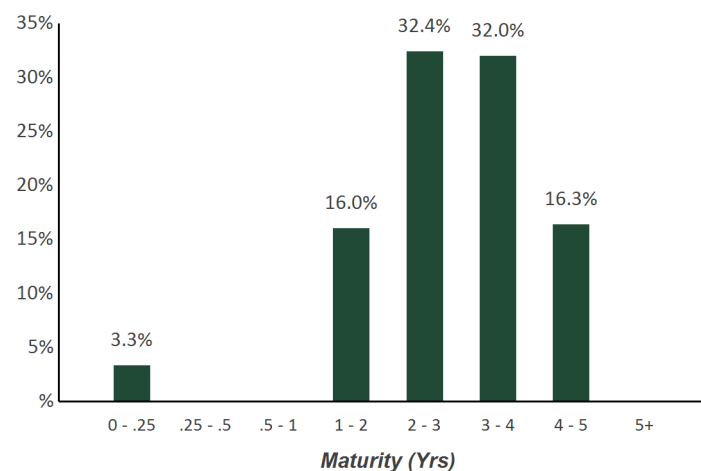
TOP ISSUERS

Government of United States	96.7%
AIM STIT-Treasury Portfolio	3.3%
Total	100.0%

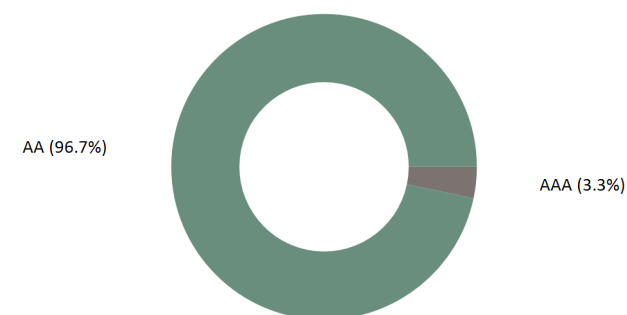
SECTOR ALLOCATION



MATURITY DISTRIBUTION



CREDIT QUALITY (S&P)



PERFORMANCE REVIEW

TOTAL RATE OF RETURN	1M	3M	YTD	1YR	Annualized				
					2YRS	3YRS	5YRS	10YRS	6/30/2018
Brea CFD 2008 2 17 Reserve Fund	1.16%	1.81%	N/A	N/A	N/A	N/A	N/A	N/A	N/A
ICE BAML 3-5 Yr US Treasury/Agency Index	1.59%	2.37%	N/A	N/A	N/A	N/A	N/A	N/A	N/A



BOOK VALUE RECONCILIATION		
BEGINNING BOOK VALUE		\$668,368.03
<u>Acquisition</u>		
+ Security Purchases	\$0.00	
+ Money Market Fund Purchases	\$1,342.92	
+ Money Market Contributions	\$0.00	
+ Security Contributions	\$0.00	
+ Security Transfers	\$0.00	
Total Acquisitions		\$1,342.92
<u>Dispositions</u>		
- Security Sales	\$0.00	
- Money Market Fund Sales	\$0.00	
- MMF Withdrawals	\$0.00	
- Security Withdrawals	\$0.00	
- Security Transfers	\$0.00	
- Other Dispositions	\$0.00	
- Maturities	\$0.00	
- Calls	\$0.00	
- Principal Paydowns	\$0.00	
Total Dispositions		\$0.00
<u>Amortization/Accretion</u>		
+/- Net Accretion	\$398.55	
		\$398.55
<u>Gain/Loss on Dispositions</u>		
+/- Realized Gain/Loss	\$0.00	
		\$0.00
ENDING BOOK VALUE		\$670,109.50

CASH TRANSACTION SUMMARY		
BEGINNING BALANCE		\$21,050.42
<u>Acquisition</u>		
Contributions	\$0.00	
Security Sale Proceeds	\$0.00	
Accrued Interest Received	\$0.00	
Interest Received	\$1,306.25	
Dividend Received	\$36.67	
Principal on Maturities	\$0.00	
Interest on Maturities	\$0.00	
Calls/Redemption (Principal)	\$0.00	
Interest from Calls/Redemption	\$0.00	
Principal Paydown	\$0.00	
Total Acquisitions	\$1,342.92	
<u>Dispositions</u>		
Withdrawals	\$0.00	
Security Purchase	\$0.00	
Accrued Interest Paid	\$0.00	
Total Dispositions	\$0.00	
ENDING BOOK VALUE		\$22,393.34

Holdings Report

As of December 31, 2018



CUSIP	Security Description	Par Value/Units	Purchase Date Book Yield	Cost Value Book Value	Mkt Price Mkt YTM	Market Value Accrued Int.	% of Port. Gain/Loss	Moody/S&P Fitch	Maturity Duration
MONEY MARKET FUND FI									
825252109	Invesco Treasury MMFD Private Class	22,393.34	Various 0.60%	22,393.34 22,393.34	1.00 0.60%	22,393.34 0.00	3.31% 0.00	Aaa / AAA AAA	0.00 0.00
Total Money Market Fund FI		22,393.34	0.60%	22,393.34 22,393.34	0.60%	22,393.34 0.00	3.31% 0.00	Aaa / AAA AAA	0.00 0.00
US TREASURY									
912828UV0	US Treasury Note 1.125% Due 3/31/2020	110,000.00	06/13/2018 2.57%	107,232.81 108,080.68	98.26 2.55%	108,087.87 316.17	16.00% 7.19	Aaa / AA+ AAA	1.25 1.22
912828A83	US Treasury Note 2.375% Due 12/31/2020	110,000.00	06/28/2018 2.58%	109,467.19 109,575.38	99.78 2.49%	109,755.03 7.22	16.20% 179.65	Aaa / AA+ AAA	2.00 1.94
912828F21	US Treasury Note 2.125% Due 9/30/2021	110,000.00	06/28/2018 2.64%	108,242.58 108,517.50	99.05 2.48%	108,955.88 597.22	16.17% 438.38	Aaa / AA+ AAA	2.75 2.64
912828J43	US Treasury Note 1.75% Due 2/28/2022	110,000.00	06/13/2018 2.79%	105,986.72 106,582.05	97.82 2.47%	107,602.33 654.07	15.98% 1,020.28	Aaa / AA+ AAA	3.16 3.03
912828L24	US Treasury Note 1.875% Due 8/31/2022	110,000.00	06/13/2018 2.82%	105,887.89 106,424.95	97.86 2.49%	107,645.34 700.79	15.99% 1,220.39	Aaa / AA+ AAA	3.67 3.49
9128284D9	US Treasury Note 2.5% Due 3/31/2023	110,000.00	06/13/2018 2.84%	108,345.70 108,535.60	100.01 2.50%	110,012.87 702.61	16.34% 1,477.27	Aaa / AA+ AAA	4.25 3.98
Total US Treasury		660,000.00	2.70%	645,162.89 647,716.16	2.50%	652,059.32 2,978.08	96.69% 4,343.16	Aaa / AA+ AAA	2.85 2.72
TOTAL PORTFOLIO									
		682,393.34	2.63%	667,556.23 670,109.50	2.43%	674,452.66 2,978.08	100.00% 4,343.16	Aaa / AA+ AAA	2.76 2.63
TOTAL MARKET VALUE PLUS ACCRUED						677,430.74			

City of Brea

COUNCIL COMMUNICATION

FROM: Bill Gallardo, City Manager

DATE: 02/19/2019

SUBJECT: January Outgoing Payment Log and February 8 and 15, 2019 City Check Registers - Receive and file.

Attachments

Payment Log

2-08-19 City Check Register

2-15-19 City Check Register

City of Brea
Outgoing Payment Log
Jan 2019

Effective Date	Vendor	Description	Amount
<u>General Account Electronic payments</u>			
1/3/2019	Citizens Business Bank	Credit card processing fees	1,903.81
1/4/2019	CA SDU	Child support payments	723.72
1/4/2019	Brea Payroll	Brea staff payroll	816,362.46
1/4/2019	Brea Payroll	Employee deductions	96,726.87
1/4/2019	IRS	Payroll Federal taxes	146,503.95
1/4/2019	EDD	Payroll State taxes	46,868.03
1/4/2019	LAIF	Contribution	5,000,000.00
1/4/2019	Bank of New York	2009 Water Bonds BAB refund	143,432.22
1/4/2019	Bank of New York	2010 Water Bonds BAB refund	101,877.38
1/7/2019	CALPERS	Member retirement	195,392.80
1/10/2019	CALPERS	Medical payment	371,531.26
1/10/2019	Golden State Escrow	57 Fwy/Lambert land purchase and escrow fee	2,320,799.00
1/16/2019	Bank of New York	2004 Lease Bonds debt service	340,537.50
1/16/2019	Bank of New York	2010 Lease Bonds debt service	998,700.00
1/18/2019	CALPERS	Benefit Replacement Fund	7,362.24
1/18/2019	Paymentus	Monthly service fee - Dec	4,806.00
1/18/2019	Brea Payroll	Brea staff payroll	823,836.06
1/18/2019	Brea Payroll	Employee deductions	99,209.75
1/18/2019	IRS	Payroll Federal taxes	151,627.32
1/18/2019	EDD	Payroll State taxes	48,221.66
1/18/2019	CA SDU	Child support payments	786.90
1/22/2019	CALPERS	Member retirement	200,028.96
1/24/2019	Citizens Business Bank	Monthly banking service fee	2,059.45
1/29/2019	LAIF	Contribution	250,000.00
1/30/2019	ILJAOB Payroll	ILJAOB staff salary & payroll taxes	13,118.57
			<hr/> 12,180,512.10
<u>Imprest Accounts</u>			
	Various	Workers Compensation Claims	74,042.89
	Various	General Liability Claims	51,873.00
		Subtotal	<hr/> 125,915.89
			<hr/> \$ 12,306,427.99 <hr/>

City Check Register for: Feb 8, 2019

Check #	Vendor Name	Check Date	Vendor #	Budget Unit	Description	Amount
179924	ALZHEIMER'S ORANGE COUNTY	02/08/2019	27179	110404521	OCSA MEMBERSHIP	\$500.00
ALZHEIMER'S ORANGE COUNTY					Total Check Amount:	\$500.00
179925	ASBURY ENVIRONMENTAL SERVICES	02/08/2019	9144	480515161	FS3 OIL WATER DSPOSAL	\$324.51
		02/08/2019	9144	480515161	USED OIL DISPOSAL	\$65.00
ASBURY ENVIRONMENTAL SERVICES					Total Check Amount:	\$389.51
179926	AT&T	02/08/2019	22050	475141471	9444646404 12/11-/10	\$1,302.40
AT&T					Total Check Amount:	\$1,302.40
179927	AT&T	02/08/2019	22390	475141471	7149110022 1/14/2019	\$222.68
AT&T					Total Check Amount:	\$222.68
179928	AT&T CALNET	02/08/2019	20391	420515131	9391011964 12/28/18	\$39.82
		02/08/2019	20391	420515131	9391011977 12/28/18	\$247.50
		02/08/2019	20391	475141471	9391011961 12/28/18	\$230.80
		02/08/2019	20391	475141471	9391011962 11/13/18	\$20.68
		02/08/2019	20391	475141471	9391011962 12/13/18	\$20.73
		02/08/2019	20391	475141471	9391011963 12/28/18	\$20.73
		02/08/2019	20391	475141471	9391011965 12/28/18	\$39.88
		02/08/2019	20391	475141471	9391011966 12/28/18	\$58.90
		02/08/2019	20391	475141471	9391011968 12/22/18	\$21.26
		02/08/2019	20391	475141471	9391011970 12/15/18	\$79.01
		02/08/2019	20391	475141471	9391011971 12/28/18	\$39.82
		02/08/2019	20391	475141471	9391011972 12/28/18	\$123.17
		02/08/2019	20391	475141471	9391011973 12/28/18	\$41.48
		02/08/2019	20391	475141471	9391011975 12/28/18	\$3,394.71
		02/08/2019	20391	475141471	9391011976 12/28/18	\$909.12
		02/08/2019	20391	475141471	9391011978 12/28/18	\$792.01
		02/08/2019	20391	475141471	9391011979 12/28/18	\$83.80
		02/08/2019	20391	475141471	9391023157 12/28/18	\$20.73
		02/08/2019	20391	475141471	9391023158 12/28/18	\$33.65
		02/08/2019	20391	475141471	9391023159 12/28/18	\$20.73
		02/08/2019	20391	475141471	9391052504 12/28/18	\$274.87
		02/08/2019	20391	475141471	9391052507 12/28/18	\$274.87
		02/08/2019	20391	475141471	9391057787 12/28/18	\$365.80
		02/08/2019	20391	475141471	9391060716 12/28/18	\$272.99
		02/08/2019	20391	475141471	9391063120 12/28/18	\$216.43
		02/08/2019	20391	475141471	9391063276 12/28/18	\$28.63
		02/08/2019	20391	475141471	9391063405 12/28/18	\$100.03
		02/08/2019	20391	475141471	9391064048 12/28/18	\$32.35
AT&T CALNET					Total Check Amount:	\$7,804.50

City Check Register for: Feb 8, 2019

Check #	Vendor Name	Check Date	Vendor #	Budget Unit	Description	Amount
179929	AT&T LONG DISTANCE	02/08/2019	1737	475141471	807752441 1/4/19	\$24.07
AT&T LONG DISTANCE					Total Check Amount:	\$24.07
179930	MARILYN S. AULT	02/08/2019	28264	420515131	CDWC COMMON STOCK	\$15,250.00
MARILYN S. AULT					Total Check Amount:	\$15,250.00
179931	BARR & CLARK	02/08/2019	26778	290323215	CDBG:1685 CHEVY CHASE	\$375.00
BARR & CLARK					Total Check Amount:	\$375.00
179932	BC TRAFFIC SPECIALIST	02/08/2019	17405	410515124	GRAVEL BAGS	\$1,774.74
BC TRAFFIC SPECIALIST					Total Check Amount:	\$1,774.74
179933	BUSINESS CARD	02/08/2019	18749	110141481	BSCARD HR 012319	\$44.90
		02/08/2019	18749	110222211	BSCARD FIRE 122318	(\$3.23)
		02/08/2019	18749	110222223	BSCARD FIRE 012319	\$60.17
		02/08/2019	18749	110222231	BSCARD FIRE 012319	\$20.00
		02/08/2019	18749	110404154	BSCARD PD 112318	\$64.62
		02/08/2019	18749	110404422	BSCRD PD 1123 RECLASS	(\$64.62)
		02/08/2019	18749	110404425	BSCARD CS II 012319	\$38.61
		02/08/2019	18749	110404428	BSCARD CS 012319	\$5,360.00
		02/08/2019	18749	420515131	BSCARD WATER 012319	\$54.25
BUSINESS CARD					Total Check Amount:	\$5,574.70
179934	CALIFORNIA PEACE OFFICERS ASSN	02/08/2019	4687	110212111	RECRTN MARIJUANA LAWS	\$40.00
CALIFORNIA PEACE OFFICERS ASSN					Total Check Amount:	\$40.00
179935	CALIFORNIA YELLOW CAB	02/08/2019	24712	110404525	SENIOR TAXI RIDES:DEC	\$81.00
CALIFORNIA YELLOW CAB					Total Check Amount:	\$81.00
179936	CALPROMAX ENGINEERING, INC.	02/08/2019	27987	510707212	RETNTN:INT SGNS REPL	\$4,586.50
CALPROMAX ENGINEERING, INC.					Total Check Amount:	\$4,586.50
179937	CAPIO	02/08/2019	25045	110111151	2019/20 MEMBERSHIP	\$225.00
CAPIO					Total Check Amount:	\$225.00
179938	CINTAS	02/08/2019	24347	110404211	BCC FRST AID SUPPLIES	\$84.35
CINTAS					Total Check Amount:	\$84.35
179939	CITY OF BREA - WATER DEPT	02/08/2019	2039	341515112	WATER 12/6-1/7/19	\$1,522.61
		02/08/2019	2039	343515112	WATER 12/6-1/7/19	\$1,001.36
		02/08/2019	2039	345515112	WATER 12/6-1/7/19	\$1,080.39
		02/08/2019	2039	346515112	WATER 12/6-1/7/19	\$2,956.10
		02/08/2019	2039	347515112	WATER 12/6-1/7/19	\$368.08
		02/08/2019	2039	880515113	WATER 12/6-1/7/19	\$24.99
CITY OF BREA - WATER DEPT					Total Check Amount:	\$6,953.53
179940	CITY OF LA HABRA HEIGHTS	02/08/2019	21056	420515131	2019 WTR LEASE ASSMNT	\$9,980.28
CITY OF LA HABRA HEIGHTS					Total Check Amount:	\$9,980.28
179941	CLA-VAL CO.	02/08/2019	15266	420515131	PUMP CONTROL VALVE	\$3,547.94
CLA-VAL CO.					Total Check Amount:	\$3,547.94

City Check Register for: Feb 8, 2019

Check #	Vendor Name	Check Date	Vendor #	Budget Unit	Description	Amount
179942	DIVE/CORR, INC.	02/08/2019	5764	420515131	RESERVOIR INSPECTION	\$8,050.00
DIVE/CORR, INC. Total Check Amount:						\$8,050.00
179943	DIVISION OF THE STATE ARCHITECT	02/08/2019	21499	110	BL STATE FEE 2018 Q4	\$5,368.00
		02/08/2019	21499	110000000	CASP ADM FEE 3% 18-Q4	(\$268.40)
		02/08/2019	21499	110000000	CASP CITY REV 2018 Q4	(\$4,562.80)
DIVISION OF THE STATE ARCHITECT Total Check Amount:						\$536.80
179944	EMERGENCY POWER CONTROLS	02/08/2019	12002	420515131	SVC CALL:POWER OUTAGE	\$1,412.50
EMERGENCY POWER CONTROLS Total Check Amount:						\$1,412.50
179945	FRANCHISE TAX BOARD	02/08/2019	13287	110	CD912245780 020119 PR	\$211.57
FRANCHISE TAX BOARD Total Check Amount:						\$211.57
179946	THE GAS COMPANY	02/08/2019	3749	490515151	GAS DEC/JAN 2019	\$49.12
THE GAS COMPANY Total Check Amount:						\$49.12
179947	GOVERNMENT FINANCE OFFICERS ASSN	02/08/2019	14274	110141411	19/20 MEMB:300021123	\$125.00
		02/08/2019	14274	110141431	19/20 MEMB:300002821	\$125.00
GOVERNMENT FINANCE OFFICERS ASSN Total Check Amount:						\$250.00
179948	HP INC.	02/08/2019	26036	475141471	HP COMPUTER	\$2,108.35
HP INC. Total Check Amount:						\$2,108.35
179949	IDR ENVIRONMENTAL SERVICES, INC.	02/08/2019	13181	110515125	DT INT WASTE PICKUP	\$1,285.00
IDR ENVIRONMENTAL SERVICES, INC. Total Check Amount:						\$1,285.00
179950	INLAND WATER WORKS SUPPLY CO	02/08/2019	23904	420515131	HYDRANT	\$3,313.31
		02/08/2019	23904	420515131	ITRON-ERTS	\$16,162.52
INLAND WATER WORKS SUPPLY CO Total Check Amount:						\$19,475.83
179951	THE KNOT	02/08/2019	26150	110404213	BRDAL SHW EMAIL BLAST	\$1,598.08
THE KNOT Total Check Amount:						\$1,598.08
179952	LIFE-ASSIST, INC.	02/08/2019	10530	174222222	MEDS	\$666.87
LIFE-ASSIST, INC. Total Check Amount:						\$666.87
179953	LINEN X PRESS, INC.	02/08/2019	4592	110404213	BRIDAL SHOW LINENS	\$1,034.86
LINEN X PRESS, INC. Total Check Amount:						\$1,034.86
179954	LUXFER MAGTECH	02/08/2019	28239	110	MIXED MEALS(DISASTER)	(\$15.10)
		02/08/2019	28239	110222221	MIXED MEALS(DISASTER)	\$298.54
LUXFER MAGTECH Total Check Amount:						\$283.44
179955	MARIPOSA LANDSCAPES, INC.	02/08/2019	27959	510707936	RETENTION:SC LANDSCPE	\$2,376.25
MARIPOSA LANDSCAPES, INC. Total Check Amount:						\$2,376.25
179956	MCPEEK'S DODGE OF ANAHEIM	02/08/2019	22049	480515161	DODGE FRONT AIR DAM	\$85.66
MCPEEK'S DODGE OF ANAHEIM Total Check Amount:						\$85.66
179957	MINCO CONSTRUCTION	02/08/2019	26211	110515121	CONCRETE REMOVAL/REPL	\$27,905.08
MINCO CONSTRUCTION Total Check Amount:						\$27,905.08
179958	NATIONAL PROCUREMENT INST., INC.	02/08/2019	28238	110141441	ASSOC MEMB THRU DEC19	\$90.00
NATIONAL PROCUREMENT INST., INC. Total Check Amount:						\$90.00

City Check Register for: Feb 8, 2019

Check #	Vendor Name	Check Date	Vendor #	Budget Unit	Description	Amount
179959	NIGP-ACCOUNTING	02/08/2019	19941	110141441	2019/20 MEMBERSHIP	\$190.00
NIGP-ACCOUNTING					Total Check Amount:	\$190.00
179960	NUVIS LANDSCAPE ARCHITECTURE	02/08/2019	28071	360515147	PROF SVCS NOV 2018	\$680.00
NUVIS LANDSCAPE ARCHITECTURE					Total Check Amount:	\$680.00
179961	ORANGE COUNTY WINWATER WORKS	02/08/2019	28030	420515131	PIPE SUPPORT	\$161.63
		02/08/2019	28030	420515131	PLUMBING SUPPLIES	\$11,263.92
ORANGE COUNTY WINWATER WORKS					Total Check Amount:	\$11,425.55
179962	OFFICE DEPOT, INC	02/08/2019	4743	110111151	OFFICE SUPPLIES	\$31.82
		02/08/2019	4743	110111151	TONER	\$317.33
		02/08/2019	4743	110111152	OFFICE SUPPLIES	\$182.19
		02/08/2019	4743	110212111	OFFICE SUPPLIES	\$74.29
		02/08/2019	4743	110212111	TONER	\$1,146.02
		02/08/2019	4743	110212121	OFFICE SUPPLIES	\$11.64
OFFICE DEPOT, INC					Total Check Amount:	\$1,763.29
179963	ORANGE COUNTY STRIPING SERVICE	02/08/2019	10223	110515121	STRIPING MODIFICATION	\$16,641.29
ORANGE COUNTY STRIPING SERVICE					Total Check Amount:	\$16,641.29
179964	PACIFIC LIGHTING & STANDARDS CO.	02/08/2019	20717	110515121	ST LT POLE:SUNRISE RD	\$2,760.56
PACIFIC LIGHTING & STANDARDS CO.					Total Check Amount:	\$2,760.56
179965	PREMIER PAVERS	02/08/2019	28231	830	DEPOSIT:B16-950 CLARK	\$250.00
PREMIER PAVERS					Total Check Amount:	\$250.00
179966	PETTY CASH CUSTODIAN	02/08/2019	15656	110	PETTY CASH REPL 1/29	\$34.53
PETTY CASH CUSTODIAN					Total Check Amount:	\$34.53
179967	PLUMBING WHOLESALE OUTLET, INC.	02/08/2019	18392	110404211	SYMMONS RR PARTS	\$1,077.50
		02/08/2019	18392	110515125	ELONGATED RR SEAT	\$25.41
		02/08/2019	18392	110515125	ELONGATED RR SEATS	\$50.83
		02/08/2019	18392	490515151	CAST IRON DRAIN PARTS	\$166.73
		02/08/2019	18392	490515151	SYMMONS RR PARTS	\$1,191.04
PLUMBING WHOLESALE OUTLET, INC.					Total Check Amount:	\$2,511.51
179968	PUENTE HILLS FORD	02/08/2019	25742	480515161	965 EXHAUST/MUFFLER	\$2,597.36
		02/08/2019	25742	480515161	EXHAUST HOUSNG/GASKET	\$386.49
		02/08/2019	25742	480515161	REAR HATCH COVER	\$225.35
PUENTE HILLS FORD					Total Check Amount:	\$3,209.20
179969	RANDALL B. MONTGOMERY	02/08/2019	23446	130404546	WAR MEMORIAL PAVERS	\$2,425.00
RANDALL B. MONTGOMERY					Total Check Amount:	\$2,425.00
179970	RICHARD ROCKE	02/08/2019	25699	110	GYM MEMB CANCELLATION	\$114.00
RICHARD ROCKE					Total Check Amount:	\$114.00
179971	SENITICA CONSTRUCTION, INC.	02/08/2019	28096	510707936	CCC LNDSCP PP#3 JAN19	\$28,120.00
SENITICA CONSTRUCTION, INC.					Total Check Amount:	\$28,120.00
179972	SHAW INDUSTRIES, INC	02/08/2019	22730	110404311	OLINDA MSM FLOORING	\$3,227.20

City Check Register for: Feb 8, 2019

Check #	Vendor Name	Check Date	Vendor #	Budget Unit	Description	Amount
179972	SHAW INDUSTRIES, INC	02/08/2019	22730	181404250	NEW CARPET:BCC A/B	\$9,363.59
SHAW INDUSTRIES, INC					Total Check Amount:	\$12,590.79
179973	ST. JUDE MEDICAL CENTER	02/08/2019	3503	174222222	PM MEDS OCT-DEC18	\$2,136.67
ST. JUDE MEDICAL CENTER					Total Check Amount:	\$2,136.67
179974	STATE FIRE TRAINING	02/08/2019	17013	110222221	FF I CERTIFICATION	\$40.00
STATE FIRE TRAINING					Total Check Amount:	\$40.00
179975	STATE FIRE TRAINING	02/08/2019	17013	110222221	FF I CERTIFICATION	\$40.00
STATE FIRE TRAINING					Total Check Amount:	\$40.00
179976	TAMS-WITMARK MUSIC LIBRARY, INC.	02/08/2019	10463	110404542	EDWIN DROOD 11/2019	\$3,464.38
TAMS-WITMARK MUSIC LIBRARY, INC.					Total Check Amount:	\$3,464.38
179977	U.S. POSTAL SERVICE	02/08/2019	3284	110111151	BREA LINE MAR/APR19	\$3,108.59
U.S. POSTAL SERVICE					Total Check Amount:	\$3,108.59
179978	UNIFIRST CORPORATION	02/08/2019	27988	110212111	UNIFORM SVCS JAN 2019	\$24.08
UNIFIRST CORPORATION					Total Check Amount:	\$24.08
Check Subtotal						\$217,665.05
V31316	ADAMSON POLICE PRODUCTS	02/08/2019	4023	110212134	RIOT AGENT FILTERS	\$287.15
ADAMSON POLICE PRODUCTS					Total Check Amount:	\$287.15
V31317	ADLERHORST INT'L INC	02/08/2019	2223	110212131	TOY JUTE BALL	\$30.17
ADLERHORST INT'L INC					Total Check Amount:	\$30.17
V31318	ADMINISTRATIVE & PROF	02/08/2019	3344	110	DED:4010 APEA MEMBR	\$528.00
ADMINISTRATIVE & PROF					Total Check Amount:	\$528.00
V31319	THE ADVANTAGE GROUP	02/08/2019	24539	110	2018DCARE CARRY OVER	\$638.50
		02/08/2019	24539	110	2018MEDFSA CARRYOVER	\$5,126.85
		02/08/2019	24539	110	DED:808B FSA DEPCAR	\$2,987.60
		02/08/2019	24539	110	DED:808C FSA UR MED	\$5,261.04
THE ADVANTAGE GROUP					Total Check Amount:	\$14,013.99
V31320	THE AIR SHOP	02/08/2019	17597	480515161	1102 A/C REPAIR	\$1,189.12
THE AIR SHOP					Total Check Amount:	\$1,189.12
V31321	AKAL CONSULTANTS	02/08/2019	19771	510707873	TRACKS S6 SUBMITTAL	\$2,400.00
		02/08/2019	19771	510707873	TRCKS S2/S3 ENG'G/ADM	\$8,200.00
		02/08/2019	19771	510707873	TRCKS S4 FINAL REPORT	\$6,200.00
AKAL CONSULTANTS					Total Check Amount:	\$16,800.00
V31322	ALBERT GROVER & ASSOCIATES	02/08/2019	23588	510707709	BIRCH ST TSSP DEC18	\$1,215.00
ALBERT GROVER & ASSOCIATES					Total Check Amount:	\$1,215.00
V31323	ALL CITY MANAGEMENT SERVICES INC	02/08/2019	6604	110212111	CRSNG GRDS 12/30-1/12	\$1,645.00
ALL CITY MANAGEMENT SERVICES INC					Total Check Amount:	\$1,645.00
V31324	ALLSTAR FIRE EQUIPMENT	02/08/2019	8353	174222222	CLOTHING	\$346.18
ALLSTAR FIRE EQUIPMENT					Total Check Amount:	\$346.18

City Check Register for: Feb 8, 2019

Check #	Vendor Name	Check Date	Vendor #	Budget Unit	Description	Amount
V31325	ALTERNATIVE HOSE, INC.	02/08/2019	18488	480515161	SILICONE HOSE	\$141.37
ALTERNATIVE HOSE, INC. Total Check Amount:						\$141.37
V31326	ANAHEIM GLASS, INC.	02/08/2019	21760	110404215	INSTALL MIRROR @ BCC	\$1,143.88
		02/08/2019	21760	490515151	INSTALL MIRROR @ CCC	\$335.61
ANAHEIM GLASS, INC. Total Check Amount:						\$1,479.49
V31327	ANAHEIM ICE MANAGEMENT	02/08/2019	15170	110404145	PARENT&ME ICE SKATING	\$44.00
ANAHEIM ICE MANAGEMENT Total Check Amount:						\$44.00
V31328	BPSEA MEMORIAL FOUNDATION	02/08/2019	14990	110	DED:4050 MEMORIAL	\$227.00
BPSEA MEMORIAL FOUNDATION Total Check Amount:						\$227.00
V31329	BREA CITY EMPLOYEES ASSOCIATION	02/08/2019	3236	110	DED:4005 BCEA MEMBR	\$570.00
BREA CITY EMPLOYEES ASSOCIATION Total Check Amount:						\$570.00
V31330	BREA DISPOSAL, INC	02/08/2019	3330	440515122	DEC 2018 RES TONNAGE	\$61,551.31
BREA DISPOSAL, INC Total Check Amount:						\$61,551.31
V31331	BREA FIREFIGHTERS ASSOCIATION	02/08/2019	3237	110	DED:4016 ASSOC MEMB	\$2,399.50
BREA FIREFIGHTERS ASSOCIATION Total Check Amount:						\$2,399.50
V31332	BREA POLICE ASSOCIATION	02/08/2019	3769	110	DED:4030 BPA REG	\$3,400.00
BREA POLICE ASSOCIATION Total Check Amount:						\$3,400.00
V31333	BREA POLICE ATHLETIC LEAGUE	02/08/2019	1068	110	DED:5010 B.P.A.L.	\$110.00
BREA POLICE ATHLETIC LEAGUE Total Check Amount:						\$110.00
V31334	BREA POLICE MANAGEMENT ASSOCIATION	02/08/2019	21189	110	DED:4019 LDF MEMBRS	\$13.00
		02/08/2019	21189	110	DED:4020 PMA MEMBRS	\$227.50
BREA POLICE MANAGEMENT ASSOCIATION Total Check Amount:						\$240.50
V31335	BYRNE SOFTWARE TECHNOLOGIES, INC.	02/08/2019	27471	110323241	ACCELA IMPL 1/12-1/18	\$330.00
		02/08/2019	27471	110323241	ACCELA IMPL 1/5-1/11	\$110.00
BYRNE SOFTWARE TECHNOLOGIES, INC. Total Check Amount:						\$440.00
V31336	C. WELLS PIPELINE MATERIALS INC	02/08/2019	13055	420515131	AIR VAC COVER	\$1,309.17
		02/08/2019	13055	420515131	ANTISEIZE	\$336.18
		02/08/2019	13055	420515131	HYDRANT ADAPTER	\$77.58
C. WELLS PIPELINE MATERIALS INC Total Check Amount:						\$1,722.93
V31337	CANNINGS ACE HARDWARE	02/08/2019	15828	480515161	SHOP SUPPLIES	\$23.79
		02/08/2019	15828	480515161	SPARE KEYS	\$7.56
CANNINGS ACE HARDWARE Total Check Amount:						\$31.35
V31338	CIGNA BEHAVIORAL HEALTH, INC.	02/08/2019	26628	110141481	EAP SVCS FEB 2019	\$1,113.74
CIGNA BEHAVIORAL HEALTH, INC. Total Check Amount:						\$1,113.74
V31339	CIVILSOURCE INC	02/08/2019	22210	510707873	TRKS S4 PRJ ADM DEC18	\$97.50
		02/08/2019	22210	510707873	TRKS S4 PRJ ADM:NOV18	\$195.00
CIVILSOURCE INC Total Check Amount:						\$292.50
V31340	CORE & MAIN LP	02/08/2019	27049	420515131	WATER METERS	\$11,977.71
CORE & MAIN LP Total Check Amount:						\$11,977.71

City Check Register for: Feb 8, 2019

Check #	Vendor Name	Check Date	Vendor #	Budget Unit	Description	Amount
V31341	DANGELO CO	02/08/2019	4562	420515131	GASKETS	\$245.97
DANGELO CO						Total Check Amount: \$245.97
V31342	DANIELS TIRE SERVICE	02/08/2019	3133	480515161	FIRE TRUCK TIRES	\$3,796.32
		02/08/2019	3133	480515161	PW TIRES	\$721.27
		02/08/2019	3133	480515161	TIRES	\$209.54
DANIELS TIRE SERVICE						Total Check Amount: \$4,727.13
V31343	JIMMY DAO	02/08/2019	19002	475141471	JAN 2019 MILEAGE	\$60.90
JIMMY DAO						Total Check Amount: \$60.90
V31344	DE LAGE LANDEN FINANCIAL SERVICES	02/08/2019	23311	110141441	DISPATCH JAN/FEB19	\$238.50
		02/08/2019	23311	110141441	FIRE STN #1 JAN/FEB19	\$88.13
		02/08/2019	23311	110141441	FIRE STN #2 JAN/FEB19	\$255.06
		02/08/2019	23311	110141441	FIRE STN #4 JAN/FEB19	\$88.13
		02/08/2019	23311	110141441	SR CTR JAN/FEB19	\$238.51
DE LAGE LANDEN FINANCIAL SERVICES						Total Check Amount: \$908.33
V31345	DOTY BROTHERS EQUIPMENT CO.	02/08/2019	26695	420515131	PIPING REMOVAL	\$14,174.14
DOTY BROTHERS EQUIPMENT CO.						Total Check Amount: \$14,174.14
V31346	EQUIPMENT DIRECT INC	02/08/2019	4522	110515125	RAIN GEAR	\$77.98
		02/08/2019	4522	110515125	SAFETY MATERIAL	\$100.16
		02/08/2019	4522	410515124	SAFETY GLOVES	\$66.56
		02/08/2019	4522	420515131	SAFETY EQUIPMENT	\$215.05
		02/08/2019	4522	420515131	SAFETY VEST	\$14.62
EQUIPMENT DIRECT INC						Total Check Amount: \$474.37
V31347	GAIL EVERTSEN	02/08/2019	10141	110212111	JAN 2019 MILEAGE	\$16.70
GAIL EVERTSEN						Total Check Amount: \$16.70
V31348	FLEET SERVICES	02/08/2019	5658	480515161	BRASS AIR FITTINGS	\$548.03
FLEET SERVICES						Total Check Amount: \$548.03
V31349	FUN WITH HORSES	02/08/2019	15171	110404145	HORSE FUN CLASSES	\$127.50
FUN WITH HORSES						Total Check Amount: \$127.50
V31350	FUSCOE ENGINEERING, INC.	02/08/2019	18052	110000000	PLAN CHECK FEES JU18	\$888.00
FUSCOE ENGINEERING, INC.						Total Check Amount: \$888.00
V31351	DON GOLDEN	02/08/2019	10729	110000000	INSP SVCS 1/7-1/30/19	\$8,205.47
		02/08/2019	10729	110323242	INSP SVCS 1/7-1/30/19	\$529.90
DON GOLDEN						Total Check Amount: \$8,735.37
V31352	HCI SYSTEMS INC	02/08/2019	25112	490515151	DUCT DETECTOR SERVICE	\$520.00
		02/08/2019	25112	490515151	REPL SPRINKLER HEADS	\$1,158.99
HCI SYSTEMS INC						Total Check Amount: \$1,678.99
V31353	HITECH SOFTWARE INC	02/08/2019	19937	110515125	CAR COUNT SYS MNT:JAN	\$920.00
HITECH SOFTWARE INC						Total Check Amount: \$920.00
V31354	JAMES LEE HOWE	02/08/2019	5953	110404145	GOLF LESSONS JAN19	\$60.00

City Check Register for: Feb 8, 2019

Check #	Vendor Name	Check Date	Vendor #	Budget Unit	Description	Amount
V31354	JAMES LEE HOWE	02/08/2019	5953	110404145	JUNIOR GOLF WINTER19	\$120.00
JAMES LEE HOWE					Total Check Amount:	\$180.00
V31355	ITRON, INC.	02/08/2019	3773	420141421	HARDWRE MNT JAN-MAR19	\$1,705.58
		02/08/2019	3773	420141421	SOFTWRE MNT JAN-MAR19	\$1,293.72
ITRON, INC.					Total Check Amount:	\$2,999.30
V31356	MAHNAZ KOHSARI	02/08/2019	12368	475141471	JAN 2019 MILEAGE	\$2.32
MAHNAZ KOHSARI					Total Check Amount:	\$2.32
V31357	LAND CONCERN, LTD	02/08/2019	22942	343515112	MD#3 LNDSCP PLANS DEC	\$135.00
		02/08/2019	22942	510707936	ASSOC RD MEDIAN NOV18	\$1,237.50
		02/08/2019	22942	510707936	PD MEM/MARQUEE DEC18	\$992.60
LAND CONCERN, LTD					Total Check Amount:	\$2,365.10
V31358	LEHR	02/08/2019	26035	480515161	PD ARROWSTICK WIRING	\$37.50
LEHR					Total Check Amount:	\$37.50
V31359	JENNIFER LILLEY	02/08/2019	26029	110323231	2019 DROPBOX STORAGE	\$99.99
		02/08/2019	26029	110323231	DROPBOX STORAGE DEC	\$9.99
		02/08/2019	26029	110323231	DROPBOX STORAGE JAN	\$9.99
		02/08/2019	26029	110323231	DROPBOX STORAGE NOV	\$9.99
JENNIFER LILLEY					Total Check Amount:	\$129.96
V31360	LINCOLN AQUATICS	02/08/2019	17902	420515131	CHLORINE	\$450.09
		02/08/2019	17902	420515131	SHELL RETURN 29418319	(\$87.00)
LINCOLN AQUATICS					Total Check Amount:	\$363.09
V31361	JESSICA MAGANA	02/08/2019	27756	110323231	TRAVEL EXPENSE	\$17.00
JESSICA MAGANA					Total Check Amount:	\$17.00
V31362	MAR-CO EQUIPMENT COMPANY	02/08/2019	20329	480515161	REPLACE SWEEPER HEAD 1102	\$4,978.07
MAR-CO EQUIPMENT COMPANY					Total Check Amount:	\$4,978.07
V31363	SUSAN MARTIN	02/08/2019	23655	110404524	COUNSELING SUPV DEC18	\$1,610.00
SUSAN MARTIN					Total Check Amount:	\$1,610.00
V31364	MUNICIPAL WATER DISTRICT	02/08/2019	3784	420515131	9698 NOV18 BALANCE	\$0.01
		02/08/2019	3784	420515131	WATER DELIVERY DEC18	\$17,684.56
MUNICIPAL WATER DISTRICT					Total Check Amount:	\$17,684.57
V31365	NEW PIG CORPORATION	02/08/2019	13534	410	FILTERSOCKS/CATCHBASN	(\$325.50)
		02/08/2019	13534	410515124	FILTERSOCKS/CATCHBASN	\$4,769.13
NEW PIG CORPORATION					Total Check Amount:	\$4,443.63
V31366	NICKEY PETROLEUM CO., INC.	02/08/2019	6667	420515131	OIL	\$980.30
		02/08/2019	6667	480515161	HYDRAULIC OIL	\$2,281.61
NICKEY PETROLEUM CO., INC.					Total Check Amount:	\$3,261.91
V31367	NINYO & MOORE	02/08/2019	22134	510707873	TRACKS S4 CONS 12/28	\$408.00
NINYO & MOORE					Total Check Amount:	\$408.00

City Check Register for: Feb 8, 2019

Check #	Vendor Name	Check Date	Vendor #	Budget Unit	Description	Amount
V31368	ORANGE COUNTY UNITED WAY	02/08/2019	3451	110	DED:5005 UNITED WAY	\$12.40
ORANGE COUNTY UNITED WAY					Total Check Amount:	\$12.40
V31369	OZUNA ELECTRIC CO.INC.	02/08/2019	18504	420515131	INSTALL COOLING FANS	\$1,258.87
OZUNA ELECTRIC CO.INC.					Total Check Amount:	\$1,258.87
V31370	PACIFIC TELEMAGEMENT SERVICES	02/08/2019	19696	475141471	7147920398 FEB 2019	\$75.00
PACIFIC TELEMAGEMENT SERVICES					Total Check Amount:	\$75.00
V31371	PENHALL COMPANY	02/08/2019	18399	420515131	SAW CUT	\$2,639.25
PENHALL COMPANY					Total Check Amount:	\$2,639.25
V31372	PLACEWORKS, INC.	02/08/2019	26720	110000000	PROF SVCS DEC 2019	\$29,777.27
PLACEWORKS, INC.					Total Check Amount:	\$29,777.27
V31373	ROTH STAFFING COMPANIES LP	02/08/2019	27579	110141431	10/1-10/7 TEMP TO PO	(\$979.90)
		02/08/2019	27579	110141431	TEMP STAFF 1/14-1/20	\$1,247.76
		02/08/2019	27579	110141431	TEMP STAFF 1/7-1/14	\$1,020.59
		02/08/2019	27579	110141431	TEMP STAFF 10/1-10/7	\$979.90
		02/08/2019	27579	110141431	TEMP STAFF 12/31-1/6	\$742.56
		02/08/2019	27579	420141431	10/1-10/7 TEMP TO PO	(\$293.97)
		02/08/2019	27579	420141431	TEMP STAFF 1/14-1/20	\$374.33
		02/08/2019	27579	420141431	TEMP STAFF 1/7-1/14	\$306.18
		02/08/2019	27579	420141431	TEMP STAFF 10/1-10/7	\$293.97
		02/08/2019	27579	420141431	TEMP STAFF 12/31-1/6	\$222.77
		02/08/2019	27579	430141431	10/1-10/7 TEMP TO PO	(\$293.97)
		02/08/2019	27579	430141431	TEMP STAFF 1/14-1/20	\$374.33
		02/08/2019	27579	430141431	TEMP STAFF 1/7-1/14	\$306.18
		02/08/2019	27579	430141431	TEMP STAFF 10/1-10/7	\$293.97
		02/08/2019	27579	430141431	TEMP STAFF 12/31-1/6	\$222.77
		02/08/2019	27579	630141432	10/1-10/7 TEMP TO PO	(\$391.96)
		02/08/2019	27579	630141432	TEMP STAFF 1/14-1/20	\$499.10
		02/08/2019	27579	630141432	TEMP STAFF 1/7-1/14	\$408.23
		02/08/2019	27579	630141432	TEMP STAFF 10/1-10/7	\$391.96
		02/08/2019	27579	630141432	TEMP STAFF 12/31-1/6	\$297.01
ROTH STAFFING COMPANIES LP					Total Check Amount:	\$6,021.81
V31374	SOUTH COAST EMERGENCY VEHICLE SVC	02/08/2019	18619	480515161	COOLANT PROBE/RAD CAP	\$154.51
SOUTH COAST EMERGENCY VEHICLE SVC					Total Check Amount:	\$154.51
V31375	SPECTRUM GAS PRODUCTS, INC.	02/08/2019	16060	110222221	OXYGEN TEST	\$36.50
		02/08/2019	16060	174222222	OXYGEN	\$53.00
SPECTRUM GAS PRODUCTS, INC.					Total Check Amount:	\$89.50
V31376	STAGELIGHT FAMILY PRODUCTIONS	02/08/2019	7825	110404542	BYT SEUSSICAL 2018 #4	\$1,308.01
STAGELIGHT FAMILY PRODUCTIONS					Total Check Amount:	\$1,308.01

City Check Register for: Feb 8, 2019

Check #	Vendor Name	Check Date	Vendor #	Budget Unit	Description	Amount
V31377	STAGELIGHT PERFORMING ARTS	02/08/2019	25172	110404145	VOCAL LESSONS WINTER19	\$32.50
STAGELIGHT PERFORMING ARTS					Total Check Amount:	\$32.50
V31378	DOUGLAS STEVENSON	02/08/2019	5586	110141481	JUL-DEC 2018 MILEAGE	\$85.02
DOUGLAS STEVENSON					Total Check Amount:	\$85.02
V31379	SUPERION, LLC	02/08/2019	26879	475141471	ASP BACKUP SVCS FEB19	\$1,908.30
SUPERION, LLC					Total Check Amount:	\$1,908.30
V31380	TECHNIGLOVE INTERNATIONAL INC	02/08/2019	17691	110212131	NITRILE GLOVES	\$260.78
TECHNIGLOVE INTERNATIONAL INC					Total Check Amount:	\$260.78
V31381	THYSSENKRUPP ELEVATOR	02/08/2019	10308	490515151	SVC CALL:CCC ELEVATOR	\$323.90
THYSSENKRUPP ELEVATOR					Total Check Amount:	\$323.90
V31382	TIFCO INDUSTRIES	02/08/2019	8995	480515161	SHOP SUPPLIES	\$325.22
TIFCO INDUSTRIES					Total Check Amount:	\$325.22
V31383	TRENCH SHORING COMPANY	02/08/2019	16935	420515131	PLATE TOP RENTAL	\$534.60
TRENCH SHORING COMPANY					Total Check Amount:	\$534.60
V31384	TRIMAX SYSTEMS INC	02/08/2019	24557	420515131	TELEMETRY	\$640.00
TRIMAX SYSTEMS INC					Total Check Amount:	\$640.00
V31385	TROPICAL PLAZA NURSERY, INC	02/08/2019	2062	110515143	CITY LANDSCAPE JAN19	\$12,483.10
		02/08/2019	2062	110515148	TRACKS SEG 2 JAN 2019	\$899.44
		02/08/2019	2062	110515148	TRACKS SEG 3 JAN 2019	\$2,428.03
		02/08/2019	2062	110515148	TRACKS SEG 4 JAN 2019	\$1,985.50
		02/08/2019	2062	341515112	MD#1 LANDSCAPE JAN19	\$1,166.91
		02/08/2019	2062	343515112	MD#3 LANDSCAPE JAN19	\$1,979.91
		02/08/2019	2062	345515112	MD#5 LANDSCAPE JAN19	\$2,377.29
		02/08/2019	2062	346515112	MD#6 LANDSCAPE JAN19	\$6,432.23
		02/08/2019	2062	347515112	MD#7 LANDSCAPE JAN19	\$1,047.53
		02/08/2019	2062	361515148	TRACKS SEG 5 JAN 2019	\$19.26
		02/08/2019	2062	410515124	BLOCK WALL REPAIR	\$2,854.00
		02/08/2019	2062	420515131	CITY RESERVOIRS JAN19	\$1,353.37
		02/08/2019	2062	880515113	GATEWY CTR LNDSCP JAN	\$1,204.66
TROPICAL PLAZA NURSERY, INC					Total Check Amount:	\$36,231.23
V31386	UL LLC	02/08/2019	13323	110222221	AERIAL LADDER TEST	\$1,651.20
		02/08/2019	13323	480515161	AERIAL LADDER TEST	\$995.00
UL LLC					Total Check Amount:	\$2,646.20
V31387	UNITED ROTARY BRUSH CORPORATION	02/08/2019	16649	480515161	SWEEPER BROOMS (2)	\$235.69
UNITED ROTARY BRUSH CORPORATION					Total Check Amount:	\$235.69
V31388	VISTA PAINT CORPORATION	02/08/2019	4573	420515131	PAINT	\$266.66
VISTA PAINT CORPORATION					Total Check Amount:	\$266.66
V31389	WALTERS WHOLESALE ELECTRIC	02/08/2019	1667	110515125	DT TREE WELL LAMPS	\$368.51

City Check Register for: Feb 8, 2019

Check #	Vendor Name	Check Date	Vendor #	Budget Unit	Description	Amount
V31389	WALTERS WHOLESALE ELECTRIC	02/08/2019	1667	490515151	BALLAST	\$48.93
WALTERS WHOLESALE ELECTRIC					Total Check Amount:	\$417.44
V31390	WEST COAST ARBORISTS, INC.	02/08/2019	1556	110515142	TREE REMOVALS 1216-31	\$1,981.76
WEST COAST ARBORISTS, INC.					Total Check Amount:	\$1,981.76
V31391	CHRISTINE WHITE	02/08/2019	18977	110222211	REIMB:NOTARY EXAM FEE	\$40.00
CHRISTINE WHITE					Total Check Amount:	\$40.00
V31392	WILLDAN ENGINEERING	02/08/2019	12445	875141431	2017/18 CDIAAC REPORT	\$950.00
WILLDAN ENGINEERING					Total Check Amount:	\$950.00
V31393	SUNG YANG	02/08/2019	18036	110404145	TAEKWONDO KIDS WNTR19	\$50.00
SUNG YANG					Total Check Amount:	\$50.00
V31394	ZOLL MEDICAL CORPORATION	02/08/2019	23538	174222222	AED PLUS/CPR STAT	\$2,620.39
		02/08/2019	23538	174222222	CPR ELECTRODES	\$905.10
		02/08/2019	23538	174222222	LITHIUM BATTERIES	\$114.75
		02/08/2019	23538	174222222	PEDIATRIC PADS II	\$145.35
ZOLL MEDICAL CORPORATION					Total Check Amount:	\$3,785.59
V31395	ZUMAR INDUSTRIES, INC.	02/08/2019	3802	510707212	INTERSECTION SIGN REPL	\$753.01
		02/08/2019	3802	510707703	OLINDA VILLAGE SIGNS	\$1,082.90
		02/08/2019	3802	510707703	ST NAME SGNS/BLOCK #S	\$361.95
ZUMAR INDUSTRIES, INC.					Total Check Amount:	\$2,197.86
Voucher Subtotal						\$288,031.26
TOTAL						\$505,696.31

City Check Register for: Feb 15, 2019

Check #	Vendor Name	Check Date	Vendor #	Budget Unit	Description	Amount
179979	CYNTHIA M. ALCARAZ	02/15/2019	28280	110404215	SUBSTITUTE INSTR BCC	\$25.00
CYNTHIA M. ALCARAZ					Total Check Amount:	\$25.00
179980	JAMES K. BLAKELY	02/15/2019	25265	110000000	REISSUE:STSWEEPINGFEE	\$20.00
JAMES K. BLAKELY					Total Check Amount:	\$20.00
179981	ZACHARY BLIXT	02/15/2019	28275	420515131	CDWC COMMON STOCK	\$15,250.00
ZACHARY BLIXT					Total Check Amount:	\$15,250.00
179982	CALIFORNIA DEPARTMENT OF TAX	02/15/2019	11000	480515161	2018 UG TANK MNT FEE	\$110.75
CALIFORNIA DEPARTMENT OF TAX					Total Check Amount:	\$110.75
179983	CALIF FORENSIC PHLEBOTOMY INC.	02/15/2019	4488	110212131	BLOOD TESTS JAN 2019	\$2,247.00
CALIF FORENSIC PHLEBOTOMY INC.					Total Check Amount:	\$2,247.00
179984	CALIFORNIA NEWSPAPER PARTNERSHIP	02/15/2019	26287	110323231	LEGAL NOTICE DEC 2018	\$219.00
CALIFORNIA NEWSPAPER PARTNERSHIP					Total Check Amount:	\$219.00
179985	CAPPO INC	02/15/2019	1170	110141441	2019/20 MEMBERSHIP	\$130.00
CAPPO INC					Total Check Amount:	\$130.00
179986	CORELOGIC	02/15/2019	25542	280323215	REAL EST LISTNG DEC18	\$185.00
CORELOGIC					Total Check Amount:	\$185.00
179987	CORRIE IN COLOR	02/15/2019	28285	110404541	ART WORK TRANSP/INST	\$500.00
CORRIE IN COLOR					Total Check Amount:	\$500.00
179988	COUNTRY REGISTER	02/15/2019	13346	110404214	SPRING BOUTIQUE AD	\$270.00
COUNTRY REGISTER					Total Check Amount:	\$270.00
179989	COUNTY OF ORANGE	02/15/2019	4799	410515132	TMDL:COYOTE CREEK	\$6,789.98
COUNTY OF ORANGE					Total Check Amount:	\$6,789.98
179990	COUNTY OF ORANGE	02/15/2019	4799	110212122	OCATS/CLTS/SWTCHR JAN	\$5,359.37
COUNTY OF ORANGE					Total Check Amount:	\$5,359.37
179991	CPRS DISTRICT 10	02/15/2019	12458	110404311	SOCIAL MEDIA WORKSHOP	\$150.00
CPRS DISTRICT 10					Total Check Amount:	\$150.00
179992	JESSICA CUEVAS	02/15/2019	28268	110	SAFE-TALK TRAINING	\$400.00
JESSICA CUEVAS					Total Check Amount:	\$400.00
179993	CUSTOM METAL CONCEPTS	02/15/2019	28241	110212134	BURNSAFE	\$1,600.44
CUSTOM METAL CONCEPTS					Total Check Amount:	\$1,600.44
179994	DOWNTOWN FORD SALES	02/15/2019	18138	480515161	2019 FORD F150 TRUCK	\$24,543.43
DOWNTOWN FORD SALES					Total Check Amount:	\$24,543.43
179995	DOWNTOWN FORD SALES	02/15/2019	18138	480515161	2019 FORD F150 TRUCK	\$24,543.43
DOWNTOWN FORD SALES					Total Check Amount:	\$24,543.43
179996	SOUTHERN CALIFORNIA EDISON	02/15/2019	3343	110515121	ELECTRICITY DEC/JAN19	\$13,429.20
		02/15/2019	3343	110515125	ELECTRICITY DEC/JAN19	\$5,730.22
		02/15/2019	3343	110515141	ELECTRICITY DEC/JAN19	\$1,950.24
		02/15/2019	3343	110515143	ELECTRICITY DEC/JAN19	\$716.62
		02/15/2019	3343	110515144	ELECTRICITY DEC/JAN19	\$1,130.61

City Check Register for: Feb 15, 2019

Check #	Vendor Name	Check Date	Vendor #	Budget Unit	Description	Amount
179996	SOUTHERN CALIFORNIA EDISON	02/15/2019	3343	341515112	ELECTRICITY DEC/JAN19	\$170.25
		02/15/2019	3343	343515112	ELECTRICITY DEC/JAN19	\$141.14
		02/15/2019	3343	345515112	ELECTRICITY DEC/JAN19	\$95.86
		02/15/2019	3343	346515112	ELECTRICITY DEC/JAN19	\$208.70
		02/15/2019	3343	360515145	ELECTRICITY DEC/JAN19	\$508.93
		02/15/2019	3343	420515131	ELECTRICITY DEC/JAN19	\$22,890.83
		02/15/2019	3343	430515123	ELECTRICITY DEC/JAN19	\$478.17
		02/15/2019	3343	490515151	ELECTRICITY DEC/JAN19	\$5,543.91
		02/15/2019	3343	880515113	ELECTRICITY DEC/JAN19	\$24.07
SOUTHERN CALIFORNIA EDISON					Total Check Amount:	\$53,018.75
179997	DENISE EVANS	02/15/2019	28267	110000000	PD REPORT REQ REFUND	\$3.00
DENISE EVANS					Total Check Amount:	\$3.00
179998	FAIRWAY FORD	02/15/2019	28263	480515161	MIRROR ASSEMBLY	\$125.85
FAIRWAY FORD					Total Check Amount:	\$125.85
179999	GOUVIS ENGINEERING CONSULTING GROUP	02/15/2019	27960	510707944	SR CTR KTCHEN REDESGN	\$1,982.50
GOUVIS ENGINEERING CONSULTING GROUP					Total Check Amount:	\$1,982.50
180000	GOUVIS ENGINEERING CONSULTING GROUP	02/15/2019	27960	510707944	SR CTR KTCHEN REDESGN	\$3,000.00
GOUVIS ENGINEERING CONSULTING GROUP					Total Check Amount:	\$3,000.00
180001	THE HOME DEPOT	02/15/2019	28274	110000000	CANCEL:1001W DOROTHY	\$168.00
THE HOME DEPOT					Total Check Amount:	\$168.00
180002	IE INC.	02/15/2019	28266	110000000	PERMT CANC:337HEARTWD	\$96.00
IE INC.					Total Check Amount:	\$96.00
180003	IN TIME SERVICES INC.	02/15/2019	20876	950000000	ILJAOC ISE TEXT JAN19	\$2,279.76
IN TIME SERVICES INC.					Total Check Amount:	\$2,279.76
180004	IXII GROUP, INC.	02/15/2019	28276	110212111	TACTICAL DSPTCHR TRNG	\$296.00
IXII GROUP, INC.					Total Check Amount:	\$296.00
180005	KEYSTONE UNIFORMS OC	02/15/2019	24713	110212111	CADET UNIFORMS	\$201.93
KEYSTONE UNIFORMS OC					Total Check Amount:	\$201.93
180006	LACEY CUSTOM LINENS, INC.	02/15/2019	2772	110141441	GAS SURCHARGE 12/26	\$17.00
		02/15/2019	2772	110141441	LINEN CLEANING 12/14	\$195.46
LACEY CUSTOM LINENS, INC.					Total Check Amount:	\$212.46
180007	LEAGUE OF CALIFORNIA CITIES	02/15/2019	1129	110111145	2019 MEMBERSHIP DUES	\$15,531.00
LEAGUE OF CALIFORNIA CITIES					Total Check Amount:	\$15,531.00
180008	NATIONAL DATA & SURVEYING SERVICES	02/15/2019	28243	110515171	12-HR TRAFFIC SURVEY	\$510.00
NATIONAL DATA & SURVEYING SERVICES					Total Check Amount:	\$510.00
180009	NORTH COUNTY SWAT	02/15/2019	27865	174222222	2019 TEMS DUES (SWAT)	\$120.00
NORTH COUNTY SWAT					Total Check Amount:	\$120.00

City Check Register for: Feb 15, 2019

Check #	Vendor Name	Check Date	Vendor #	Budget Unit	Description	Amount
180010	ROBERTO FERNANDEZ NUÑEZ	02/15/2019	28277	110000000	PD REPORT REQ REFUND	\$3.00
ROBERTO FERNANDEZ NUÑEZ						Total Check Amount: \$3.00
180011	OFFICE DEPOT, INC	02/15/2019	4743	110141441	LABELS, I/O ENVELOPES	\$101.93
		02/15/2019	4743	110222211	RETURN:METAL HOLDER	(\$11.84)
		02/15/2019	4743	110404311	OFFICE SUPPLIES	\$36.86
		02/15/2019	4743	110515171	OFFICE SUPPLIES	\$210.22
		02/15/2019	4743	110515171	UTILITY CART	\$19.38
OFFICE DEPOT, INC						Total Check Amount: \$356.55
180012	PREFERRED AERIAL & CRANE TECH., INC	02/15/2019	12958	480515161	SHOP CRANE &LIFT INSP	\$575.00
PREFERRED AERIAL & CRANE TECH., INC						Total Check Amount: \$575.00
180013	PRES JCR KRAEMER OFFICE	02/15/2019	28272	830	REFND:MONUMENTATN DEP	\$5,000.00
PRES JCR KRAEMER OFFICE						Total Check Amount: \$5,000.00
180014	PUBLIC SURPLUS/THE PUBLIC GROUP	02/15/2019	18564	110000000	AUCTION SURCHARGE	\$0.90
		02/15/2019	18564	480000000	AUCTION SURCHARGE	\$1,652.00
PUBLIC SURPLUS/THE PUBLIC GROUP						Total Check Amount: \$1,652.90
180015	PUENTE HILLS FORD	02/15/2019	25742	480515161	TRANSMSSN SHIFT LEVER	\$40.97
PUENTE HILLS FORD						Total Check Amount: \$40.97
180016	ROMANCE WRITERS	02/15/2019	28271	830	RENTAL DEPOSIT REFUND	\$300.00
ROMANCE WRITERS						Total Check Amount: \$300.00
180017	RUTH SIMONS	02/15/2019	28273	110	CANCEL SR MEMBERSHIP	\$60.50
RUTH SIMONS						Total Check Amount: \$60.50
180018	JULIAN PAIGE SMITH	02/15/2019	28284	110404541	ARTWORK TRANSP/INST	\$500.00
JULIAN PAIGE SMITH						Total Check Amount: \$500.00
180019	SPARKLETTS	02/15/2019	3001	110111161	011719 COUNCL MTG WTR	\$20.76
SPARKLETTS						Total Check Amount: \$20.76
180020	THE STANDARD INSURANCE COMPANY	02/15/2019	15689	110	643015 LIFE INS FEB19	\$3,967.20
THE STANDARD INSURANCE COMPANY						Total Check Amount: \$3,967.20
180021	THE STANDARD INSURANCE COMPANY	02/15/2019	27270	110	643015 OPT INS FEB19	\$2,242.90
THE STANDARD INSURANCE COMPANY						Total Check Amount: \$2,242.90
180022	LAURA STEWART	02/15/2019	28283	110404541	ART WORK TRANSP/INST	\$500.00
LAURA STEWART						Total Check Amount: \$500.00
180023	UTILITY SYSTEMS SCIENCE & SOFTWARE	02/15/2019	28180	510707621	SEWER MONITORING	\$17,766.00
UTILITY SYSTEMS SCIENCE & SOFTWARE						Total Check Amount: \$17,766.00
180025	VERIZON WIRELESS	02/15/2019	21122	110111111	9822741119 1223-0122	\$54.09
		02/15/2019	21122	110111143	9822741119 1223-0122	\$146.19
		02/15/2019	21122	110111151	9822741119 1223-0122	\$108.18
		02/15/2019	21122	110111161	9822741119 1223-0122	\$54.09
		02/15/2019	21122	110141411	9822741119 1223-0122	\$38.01

City Check Register for: Feb 15, 2019

Check #	Vendor Name	Check Date	Vendor #	Budget Unit	Description	Amount
180025	VERIZON WIRELESS	02/15/2019	21122	110141424	9822741119 1223-0122	\$54.09
		02/15/2019	21122	110141441	9822741119 1223-0122	\$54.09
		02/15/2019	21122	110141481	9822741119 1223-0122	\$53.55
		02/15/2019	21122	110212121	9822741119 1223-0122	\$3,688.32
		02/15/2019	21122	110222223	9822741119 1223-0122	\$1,302.49
		02/15/2019	21122	110323212	9822741119 1223-0122	\$54.09
		02/15/2019	21122	110323231	9822741119 1223-0122	\$54.09
		02/15/2019	21122	110323241	9822741119 1223-0122	\$54.09
		02/15/2019	21122	110323242	9822741119 1223-0122	\$36.16
		02/15/2019	21122	110323243	9822741119 1223-0122	\$54.09
		02/15/2019	21122	110404311	9822741119 1223-0122	\$416.02
		02/15/2019	21122	110404525	9822741119 1223-0122	\$105.42
		02/15/2019	21122	110515171	9822741119 1223-0122	\$215.27
		02/15/2019	21122	174222222	9822741119 1223-0122	\$586.73
		02/15/2019	21122	410515124	9822741119 1223-0122	\$396.02
		02/15/2019	21122	420515131	9822741119 1223-0122	\$929.38
		02/15/2019	21122	430515123	9822741119 1223-0122	\$746.11
		02/15/2019	21122	460141474	9822741119 1223-0122	\$321.84
		02/15/2019	21122	475141471	9822741119 1223-0122	\$979.08
VERIZON WIRELESS					Total Check Amount:	\$10,501.49
180026	VERIZON WIRELESS	02/15/2019	21122	420515131	9823061095 12/27-1/26	\$38.01
VERIZON WIRELESS					Total Check Amount:	\$38.01
180027	VETERINARY PET INS. CO.	02/15/2019	20975	110	4436 PET INS JAN 2019	\$374.60
VETERINARY PET INS. CO.					Total Check Amount:	\$374.60
180028	XEROX CORPORATION	02/15/2019	3349	110141441	ADDRESS/LBL SW JAN19	\$108.00
		02/15/2019	3349	110141441	BLACK CPR/PRINTER JAN	\$493.54
		02/15/2019	3349	110141441	HI PERF COLOR CPR JAN	\$220.27
		02/15/2019	3349	110141441	HISPEED PRNTR/CPR JAN	\$717.42
		02/15/2019	3349	110141441	PROD CLRCPR/PRNTR JAN	\$1,168.99
		02/15/2019	3349	110141441	SOFTWARE MNT JAN19	\$116.00
XEROX CORPORATION					Total Check Amount:	\$2,824.22
Check Subtotal						\$206,612.75
V31396	AFLAC-ACCOUNT #EZA73	02/15/2019	22923	110	ACC/CANCER INS JAN19	\$5,254.18
AFLAC-ACCOUNT #EZA73					Total Check Amount:	\$5,254.18
V31397	JUDY ALLEN	02/15/2019	20447	110404215	CLASS INSTR BCC JAN19	\$250.00
JUDY ALLEN					Total Check Amount:	\$250.00
V31398	ALTA LANGUAGE SERVICES, INC	02/15/2019	25953	110141481	BILINGUAL TEST JAN19	\$200.00
ALTA LANGUAGE SERVICES, INC					Total Check Amount:	\$200.00

City Check Register for: Feb 15, 2019

Check #	Vendor Name	Check Date	Vendor #	Budget Unit	Description	Amount
V31399	JANET BIRCH	02/15/2019	25982	110404521	SR CTR YOGA JAN19	\$100.00
JANET BIRCH					Total Check Amount:	\$100.00
V31400	CHRISTINE BOATNER	02/15/2019	18460	110404215	BECKMAN ADMIN JAN19	\$476.00
		02/15/2019	18460	110404215	BECKMAN FITNESS JAN19	\$78.00
		02/15/2019	18460	110404215	CLASS INSTR BCC JAN19	\$250.00
CHRISTINE BOATNER					Total Check Amount:	\$804.00
V31401	BREA DISPOSAL, INC	02/15/2019	3330	440515122	REFUSE COLLECTN JAN19	\$151,209.00
BREA DISPOSAL, INC					Total Check Amount:	\$151,209.00
V31402	BREA TOWING	02/15/2019	16399	110212121	TOWING 1810-0392 10/6	\$170.00
		02/15/2019	16399	110212121	TOWING 1810-0420 10/8	\$170.00
		02/15/2019	16399	110212121	TOWING 18101265 10/16	\$125.00
		02/15/2019	16399	110212121	TOWING 18102167 10/28	\$155.00
		02/15/2019	16399	110212121	TOWING 1811-0136 11/2	\$320.00
		02/15/2019	16399	110212121	TOWING 18121948 12/24	\$155.00
BREA TOWING					Total Check Amount:	\$1,095.00
V31403	C. WELLS PIPELINE MATERIALS INC	02/15/2019	13055	420515131	PLUMBING SUPPLIES	\$3,098.90
C. WELLS PIPELINE MATERIALS INC					Total Check Amount:	\$3,098.90
V31404	CALIFORNIA DOMESTIC WATER CO	02/15/2019	3388	420515131	WTR CONSUMPTION JAN19	\$115,855.53
CALIFORNIA DOMESTIC WATER CO					Total Check Amount:	\$115,855.53
V31405	CANNINGS ACE HARDWARE	02/15/2019	15828	480515161	2032 BATT:VEH REMOTES	\$32.41
CANNINGS ACE HARDWARE					Total Check Amount:	\$32.41
V31406	CANON SOLUTIONS AMERICA, INC	02/15/2019	15260	110141441	COPIER MNT JAN/FEB19	\$600.00
		02/15/2019	15260	110141441	COPIER USAGE DEC/JAN	\$192.44
CANON SOLUTIONS AMERICA, INC					Total Check Amount:	\$792.44
V31407	ARLINDA CANTU	02/15/2019	26312	110404215	BECKMAN FITNESS JAN19	\$75.00
		02/15/2019	26312	110404215	PSNL TRAINR BCC JAN19	\$1,465.98
		02/15/2019	26312	110404215	SLVER SNKRS BCC JAN19	\$100.00
ARLINDA CANTU					Total Check Amount:	\$1,640.98
V31408	CHANDLER ASSET MANAGEMENT, INC.	02/15/2019	4375	110000000	INV MGMT CITY JAN19	\$18.84
		02/15/2019	4375	420141424	INV MGMT CITY JAN19	\$234.14
		02/15/2019	4375	875000000	INV MGMT CITY JAN19	\$48.55
		02/15/2019	4375	890000000	INV MGMT CITY JAN19	\$32.75
		02/15/2019	4375	930000000	INV MGMT CITY JAN19	\$4,173.24
CHANDLER ASSET MANAGEMENT, INC.					Total Check Amount:	\$4,507.52
V31409	COLONIAL LIFE PROCESSING CENTER	02/15/2019	26071	110	E4504064 CRIT ILL JAN	\$263.84
		02/15/2019	26071	110	E4504064 ST DISAB JAN	\$1,420.78
COLONIAL LIFE PROCESSING CENTER					Total Check Amount:	\$1,684.62
V31410	CORE & MAIN LP	02/15/2019	27049	420515131	WATER METERS	\$6,307.49
CORE & MAIN LP					Total Check Amount:	\$6,307.49

City Check Register for: Feb 15, 2019

Check #	Vendor Name	Check Date	Vendor #	Budget Unit	Description	Amount
V31411	JOEL DACANAY	02/15/2019	28068	110404215	MSG THERAPIST BCC JAN	\$145.00
JOEL DACANAY					Total Check Amount:	\$145.00
V31412	DANIELS TIRE SERVICE	02/15/2019	3133	480515161	TRUCK TIRES	\$4,322.91
DANIELS TIRE SERVICE					Total Check Amount:	\$4,322.91
V31413	DAVID EVANS AND ASSOCIATES, INC.	02/15/2019	20981	510707922	AROVSTA SLOPE 12/2-29	\$468.00
		02/15/2019	20981	510707922	ARVSTA SLPE 11/4-12/1	\$5,260.02
DAVID EVANS AND ASSOCIATES, INC.					Total Check Amount:	\$5,728.02
V31414	DELTA DENTAL PLAN OF CALIFORNIA	02/15/2019	3411	110	05-04253 DENTAL FEB19	\$17,552.09
		02/15/2019	3411	110	05-04253 DENTAL JAN19	\$17,240.18
DELTA DENTAL PLAN OF CALIFORNIA					Total Check Amount:	\$34,792.27
V31415	DENNIS GRUBB & ASSOCIATES, LLC.	02/15/2019	25568	110000000	PLAN CHECK FEES JAN19	\$987.00
DENNIS GRUBB & ASSOCIATES, LLC.					Total Check Amount:	\$987.00
V31416	DISPLAY APPEAL	02/15/2019	2287	480515161	VEHICLE # DECALS	\$60.02
DISPLAY APPEAL					Total Check Amount:	\$60.02
V31417	MICHAEL DURALDE	02/15/2019	25228	110404215	BREA MOVEMENT JAN19	\$993.60
		02/15/2019	25228	110404215	FIT U BEG JAN19	\$567.60
		02/15/2019	25228	110404215	PSNL TRAINR BCC JAN19	\$892.38
		02/15/2019	25228	110404215	SLVR SNKRS BCC JAN19	\$112.00
MICHAEL DURALDE					Total Check Amount:	\$2,565.58
V31418	MYRA DUVALL	02/15/2019	18083	110404215	BCC YOGA AN19	\$200.00
MYRA DUVALL					Total Check Amount:	\$200.00
V31419	FIDELITY SECURITY LIFE INSURANCE	02/15/2019	23035	110	9827288 VISION FEB19	\$2,596.15
		02/15/2019	23035	110	9827288 VISION JAN19	\$2,562.75
		02/15/2019	23035	110	9827288 VSNRETRO DEC	(\$25.56)
		02/15/2019	23035	110	9827288 VSNRETRO JAN	\$8.81
FIDELITY SECURITY LIFE INSURANCE					Total Check Amount:	\$5,142.15
V31420	FLEET SERVICES	02/15/2019	5658	480515161	AIR HOSE ASSEMBLY	\$38.96
		02/15/2019	5658	480515161	QUICK-CONNECT FITTING	\$100.41
		02/15/2019	5658	480515161	SWITCH/VALVE/FITTINGS	\$89.89
FLEET SERVICES					Total Check Amount:	\$229.26
V31421	FUSCOE ENGINEERING, INC.	02/15/2019	18052	110000000	WQMP PLAN CHECK DEC18	\$846.00
		02/15/2019	18052	410515132	NPDES TECH SVCS DEC18	\$270.41
FUSCOE ENGINEERING, INC.					Total Check Amount:	\$1,116.41
V31422	MELISSA GIFFORD	02/15/2019	10645	110404215	STEP/BODYPUMP BCC JAN	\$250.00
MELISSA GIFFORD					Total Check Amount:	\$250.00
V31423	REBECCA GONZALEZ	02/15/2019	19884	110404215	CARDIO KICK BCC JAN19	\$25.00
REBECCA GONZALEZ					Total Check Amount:	\$25.00
V31424	GRAINGER	02/15/2019	13634	480515161	SPRAY GUN	\$35.37
		02/15/2019	13634	480515161	TRAILER HITCH BALL	\$20.26

City Check Register for: Feb 15, 2019

Check #	Vendor Name	Check Date	Vendor #	Budget Unit	Description	Amount
V31424	GRAINGER	02/15/2019	13634	480515161	WASHER RACK NOZZLE	\$116.88
GRAINGER					Total Check Amount:	\$172.51
V31425	MATTHEW HART	02/15/2019	27810	110404215	CYCLE BCC JAN19	\$115.00
MATTHEW HART					Total Check Amount:	\$115.00
V31426	LUIS FERNANDO HERNANDEZ	02/15/2019	28069	110404215	MSG THERAPIST BCC JAN	\$105.00
LUIS FERNANDO HERNANDEZ					Total Check Amount:	\$105.00
V31427	MONA HERNANDEZ	02/15/2019	23114	110404215	MSG THERAPIST BCC JAN	\$786.40
MONA HERNANDEZ					Total Check Amount:	\$786.40
V31428	HUNTINGTON COURT REPORTS&TRANSCRIP.	02/15/2019	18131	110212122	TRANSCRIPTION 1/14	\$226.40
		02/15/2019	18131	110212122	TRANSCRIPTION 1/18	\$758.40
		02/15/2019	18131	110212122	TRANSCRIPTION 1/8	\$315.60
HUNTINGTON COURT REPORTS&TRANSCRIP.					Total Check Amount:	\$1,300.40
V31429	IMPRESSIVE SCREENWORKS	02/15/2019	1815	420515131	SHOP JACKETS/BEANIES	\$33.94
		02/15/2019	1815	480515161	SHOP JACKETS/BEANIES	\$218.73
IMPRESSIVE SCREENWORKS					Total Check Amount:	\$252.67
V31430	INFOSEND, INC.	02/15/2019	19016	110111151	INSERT:2019 CALENDAR	\$110.34
		02/15/2019	19016	110404213	INSERT:BRIDAL SHOW	\$55.17
		02/15/2019	19016	110404215	INSERT:FTNESS SPECIAL	\$55.17
		02/15/2019	19016	420141421	WATER:DEC18 POSTAGE	\$4,216.55
		02/15/2019	19016	420141421	WATER:DEC18 PRNT/MAIL	\$1,518.87
INFOSEND, INC.					Total Check Amount:	\$5,956.10
V31431	DARYL JOHNSON	02/15/2019	1357	110212111	TRAINING MILEAGE	\$30.62
DARYL JOHNSON					Total Check Amount:	\$30.62
V31432	PAMELA JOHNSTON	02/15/2019	28025	110404215	BCC ZUMBA JAN19	\$100.00
PAMELA JOHNSTON					Total Check Amount:	\$100.00
V31433	FRED JONES	02/15/2019	20409	110404215	BCC YOGA JAN19	\$22.00
FRED JONES					Total Check Amount:	\$22.00
V31434	KAREN KIESS	02/15/2019	21414	110404215	CLASS INSTR BCC JAN19	\$225.00
KAREN KIESS					Total Check Amount:	\$225.00
V31435	MARSHALL KING	02/15/2019	20807	110404215	PSNL TRAINR BCC JAN19	\$173.25
MARSHALL KING					Total Check Amount:	\$173.25
V31436	FRANCESCO LA TORRE	02/15/2019	24398	110404521	JAN 2019 MILEAGE	\$55.68
FRANCESCO LA TORRE					Total Check Amount:	\$55.68
V31437	DOLLY LAI	02/15/2019	18084	110404215	BCC YOGA JAN19	\$90.00
DOLLY LAI					Total Check Amount:	\$90.00
V31438	RENEE F. LAVACOT	02/15/2019	6754	110404215	BCC ZUMBA JAN19	\$225.00
RENEE F. LAVACOT					Total Check Amount:	\$225.00
V31439	MICHELLE LE	02/15/2019	27953	110404215	BECKMAN ADMIN JAN19	\$408.00
		02/15/2019	27953	110404215	BECKMAN YOGA JAN19	\$200.00

City Check Register for: Feb 15, 2019

Check #	Vendor Name	Check Date	Vendor #	Budget Unit	Description	Amount
MICHELLE LE						Total Check Amount: \$608.00
V31440	LONG BEACH BMW	02/15/2019	18120	480515161	MTRCYCLE REPAIR PARTS	\$1,430.52
LONG BEACH BMW						Total Check Amount: \$1,430.52
V31441	TANYA LOSCUTOFF	02/15/2019	22092	110404215	CLASS INSTR BCC JAN19	\$208.00
		02/15/2019	22092	110404215	POWER TRNG CLUB JAN19	\$394.80
		02/15/2019	22092	110404215	PSNL TRAINR BCC JAN19	\$1,130.37
TANYA LOSCUTOFF						Total Check Amount: \$1,733.17
V31442	STACY MABRY	02/15/2019	7026	110404215	LOW IMPACT BCC JAN19	\$135.00
STACY MABRY						Total Check Amount: \$135.00
V31443	KRIS MARUMOTO	02/15/2019	17803	110404215	BCC YOGA JAN19	\$325.00
		02/15/2019	17803	110404215	BECKMAN YOGA JAN19	\$75.00
KRIS MARUMOTO						Total Check Amount: \$400.00
V31444	ANDREA MCGRANAHAN	02/15/2019	26046	110404215	CLASS INSTR BCC JAN19	\$729.00
		02/15/2019	26046	110404215	INSTR:BECKMAN JAN19	\$286.00
		02/15/2019	26046	110404215	PSNL TRAINR BCC JAN19	\$168.80
ANDREA MCGRANAHAN						Total Check Amount: \$1,183.80
V31445	NOAH MCGRANAHAN	02/15/2019	27906	110404215	BECKMAN BC/CRCUIT JAN	\$120.00
NOAH MCGRANAHAN						Total Check Amount: \$120.00
V31446	JENNIFER MONZON-SCROFINI	02/15/2019	20158	110404215	CLASS INSTR BCC JAN19	\$234.00
		02/15/2019	20158	110404215	WEEKEND WARRIOR JAN19	\$321.00
JENNIFER MONZON-SCROFINI						Total Check Amount: \$555.00
V31447	NATASHA MOORE	02/15/2019	10711	110404215	BODY PUMP BCC JAN19	\$50.00
NATASHA MOORE						Total Check Amount: \$50.00
V31448	ADRIANA MUÑOZ	02/15/2019	27997	110404215	BCC ZUMBA JAN19	\$25.00
ADRIANA MUÑOZ						Total Check Amount: \$25.00
V31449	SHAUN OSHANN	02/15/2019	25949	460141474	JAN 2019 MILEAGE	\$688.81
SHAUN OSHANN						Total Check Amount: \$688.81
V31450	PACIFIC COAST ENTERTAINMENT	02/15/2019	21588	110404421	TREE LIGHTNG CEREMONY	\$324.00
PACIFIC COAST ENTERTAINMENT						Total Check Amount: \$324.00
V31451	ALFRED PALMA	02/15/2019	28269	110111151	AUGUST 2018 MILEAGE	\$1.20
		02/15/2019	28269	110111151	DEC 2018 MILEAGE	\$3.27
		02/15/2019	28269	110111151	JULY 2018 MILEAGE	\$2.18
		02/15/2019	28269	110111151	NOV 2018 MILEAGE	\$0.55
		02/15/2019	28269	110111151	OCT 2018 MILEAGE	\$8.28
		02/15/2019	28269	110111151	SEPT 2018 MILEAGE	\$3.71
ALFRED PALMA						Total Check Amount: \$19.19
V31452	PARKHOUSE TIRE, INC.	02/15/2019	22120	480515161	FIRE TRUCK TIRES	\$3,605.57
PARKHOUSE TIRE, INC.						Total Check Amount: \$3,605.57
V31453	PIERRE PASA	02/15/2019	11096	110404215	CARDIO KICK BCC JAN19	\$279.00

City Check Register for: Feb 15, 2019

Check #	Vendor Name	Check Date	Vendor #	Budget Unit	Description	Amount
PIERRE PASA						Total Check Amount: \$279.00
V31454	HERMAN PERDOMO JR,	02/15/2019	20265	110404215	BODY PUMP BCC JAN19	\$150.00
HERMAN PERDOMO JR,						Total Check Amount: \$150.00
V31455	IRACEMA PERDOMO	02/15/2019	14135	110404215	BODY PUMP BCC JAN19	\$150.00
IRACEMA PERDOMO						Total Check Amount: \$150.00
V31456	BRIANA PERLSON	02/15/2019	28024	110404215	BCC YOGA JAN19	\$23.00
BRIANA PERLSON						Total Check Amount: \$23.00
V31457	QUINN COMPANY	02/15/2019	12380	480515161	ENGINE PARTS	\$121.63
		02/15/2019	12380	480515161	FUEL & OIL FILTERS	\$393.31
QUINN COMPANY						Total Check Amount: \$514.94
V31458	KEVIN REBHAN	02/15/2019	27350	110404215	BECKMAN ADMIN JAN19	\$170.00
		02/15/2019	27350	110404215	BECKMAN BC/CRCUIT JAN	\$75.00
		02/15/2019	27350	110404215	PSNL TRAINR BCC JAN19	\$201.92
KEVIN REBHAN						Total Check Amount: \$446.92
V31459	RICHARDS, WATSON & GERSHON	02/15/2019	8978	110111112	0001 GEN LGL SVCS DEC	\$11,375.84
		02/15/2019	8978	110111112	152 HILLS4EVRONE DEC	\$10.00
		02/15/2019	8978	110111112	174 K-BOSOM CH DEC18	\$4,393.20
		02/15/2019	8978	110111112	9999 GEN LGL SVCS DEC	\$13,153.60
		02/15/2019	8978	280323215	0001 GEN LGL SVCS DEC	\$38.00
		02/15/2019	8978	280323215	9999 GEN LGL SVCS DEC	\$66.00
		02/15/2019	8978	510707251	0145 57/LAMBERT DEC18	\$302.50
		02/15/2019	8978	510707251	171 OLEN POINTE DEC18	\$6,906.68
		02/15/2019	8978	510707251	172 KING Y CHAI DEC18	\$7,241.76
RICHARDS, WATSON & GERSHON						Total Check Amount: \$43,487.58
V31460	ALFRED RODRIGUEZ	02/15/2019	27489	110212111	TRAINING MILEAGE	\$24.36
ALFRED RODRIGUEZ						Total Check Amount: \$24.36
V31461	BRANDICE ROGERS	02/15/2019	26780	110404215	CIRCUIT BCC JAN19	\$100.00
BRANDICE ROGERS						Total Check Amount: \$100.00
V31462	RUBILENA ROJAS	02/15/2019	27996	110404215	BECKMAN FITNESS JAN19	\$52.00
RUBILENA ROJAS						Total Check Amount: \$52.00
V31463	MICHAEL RYAN	02/15/2019	12856	460141474	JAN 2019 MILEAGE	\$99.76
MICHAEL RYAN						Total Check Amount: \$99.76
V31464	JOSHUA SAZDANOFF	02/15/2019	21272	110404215	PSNL TRAINR BCC JAN19	\$162.80
JOSHUA SAZDANOFF						Total Check Amount: \$162.80
V31465	SC FUELS	02/15/2019	16654	480515161	CLR DIESEL 1200 GAL	\$3,617.20
		02/15/2019	16654	480515161	REG ETH 4347.9 GAL	\$11,589.40
SC FUELS						Total Check Amount: \$15,206.60
V31466	LAURENE SCHULZE	02/15/2019	18034	110404215	BCC YOGA JAN19	\$46.00
LAURENE SCHULZE						Total Check Amount: \$46.00

City Check Register for: Feb 15, 2019

Check #	Vendor Name	Check Date	Vendor #	Budget Unit	Description	Amount
V31467	SIERRA-CEDAR, INC	02/15/2019	23086	950000000	ILJAOC CONSULT JAN19	\$300.00
SIERRA-CEDAR, INC					Total Check Amount:	\$300.00
V31468	ISMAEL O SILVA	02/15/2019	24370	110404215	BCC ZUMBA JAN19	\$210.00
ISMAEL O SILVA					Total Check Amount:	\$210.00
V31469	SMART & FINAL	02/15/2019	3269	110404429	ASP CAFE SUPPLIES	\$225.13
SMART & FINAL					Total Check Amount:	\$225.13
V31470	SPICERS PAPER, INC.	02/15/2019	18883	110141441	PAPER	\$102.04
SPICERS PAPER, INC.					Total Check Amount:	\$102.04
V31471	STAPLES TECHNOLOGY SOLUTIONS	02/15/2019	22888	110404311	TONER	\$220.78
		02/15/2019	22888	110404311	TONERS	\$617.66
STAPLES TECHNOLOGY SOLUTIONS					Total Check Amount:	\$838.44
V31472	EMI TANAKA	02/15/2019	28116	110404215	BECKMAN FITNESS JAN19	\$100.00
EMI TANAKA					Total Check Amount:	\$100.00
V31473	TRG LAND, INC.	02/15/2019	11723	110000000	PROF SVCS MAR-AUG18	\$2,135.76
TRG LAND, INC.					Total Check Amount:	\$2,135.76
V31474	LETICIA TRUJILLO	02/15/2019	22054	110404215	SILVE SNKRS BCC JAN19	\$48.00
LETICIA TRUJILLO					Total Check Amount:	\$48.00
V31475	EDEN TURNER	02/15/2019	21951	110404215	BODY PUMP BCC JAN19	\$275.00
EDEN TURNER					Total Check Amount:	\$275.00
V31476	UNDERGROUND SERVICE ALERT/SC	02/15/2019	4537	420515131	2018 DIGSAFEBOARD FEE	\$81.06
		02/15/2019	4537	420515131	UNDRGRND TICKTS JAN19	\$198.10
UNDERGROUND SERVICE ALERT/SC					Total Check Amount:	\$279.16
V31477	US BANK XX0338 CITY MGR	02/15/2019	24704	110111111	CAL CARDS MS 012219	\$2,725.17
		02/15/2019	24704	110111143	CAL CARDS MS 012219	\$61.61
		02/15/2019	24704	110404311	CAL CARDS MS 012219	\$621.60
		02/15/2019	24704	480515161	CAL CARDS MS 012219	\$134.04
US BANK XX0338 CITY MGR					Total Check Amount:	\$3,542.42
V31478	US BANK XX0312 HR	02/15/2019	24776	110	CAL CARDS HR 012219	(\$0.93)
		02/15/2019	24776	110141414	CAL CARDS HR 012219	\$69.92
		02/15/2019	24776	110141481	CAL CARDS HR 012219	\$480.75
US BANK XX0312 HR					Total Check Amount:	\$549.74
V31480	US BANK XX0593 COMM SVC	02/15/2019	24777	110	CAL CARDS CS 012219	(\$27.51)
		02/15/2019	24777	110	CALCARD-CP-012219	\$481.76
		02/15/2019	24777	110111111	CALCARD-KS-012219	\$835.62
		02/15/2019	24777	110404154	CALCARD-NA-012219	\$30.16
		02/15/2019	24777	110404211	CALCARD-AC-012219	\$539.14
		02/15/2019	24777	110404211	CALCARD-RF-012219	\$680.80
		02/15/2019	24777	110404213	CALCARD-RF-012219	\$598.99
		02/15/2019	24777	110404213	CALCARD-TN-012219	\$216.37

City Check Register for: Feb 15, 2019

Check #	Vendor Name	Check Date	Vendor #	Budget Unit	Description	Amount
V31480	US BANK XX0593 COMM SVC	02/15/2019	24777	110404215	CALCARD-CC-012219	\$250.00
		02/15/2019	24777	110404215	CALCARD-DA-012219	\$772.89
		02/15/2019	24777	110404215	CALCARD-JS-012219	\$440.95
		02/15/2019	24777	110404217	CALCARD-VU-012219	\$47.34
		02/15/2019	24777	110404223	CALCARD-BH-012219	\$8.98
		02/15/2019	24777	110404223	CALCARD-GA-012219	\$39.11
		02/15/2019	24777	110404311	CALCARD-CH-012219	\$266.96
		02/15/2019	24777	110404311	CALCARD-DA-012219	\$9.99
		02/15/2019	24777	110404311	CALCARD-JM-012219	\$11.68
		02/15/2019	24777	110404311	CALCARD-KK-012219	\$415.80
		02/15/2019	24777	110404311	CALCARD-RF-012219	\$223.40
		02/15/2019	24777	110404311	CALCARD-SM-012219	\$266.96
		02/15/2019	24777	110404420	CALCARD-VU-012219	\$224.33
		02/15/2019	24777	110404421	CALCARD-KS-012219	\$37.61
		02/15/2019	24777	110404421	CALCARD-TN-012219	\$48.95
		02/15/2019	24777	110404425	CALCARD-SS-012219	\$255.08
		02/15/2019	24777	110404429	CALCARD-MM-012219	\$4.85
		02/15/2019	24777	110404429	CALCARD-SS-012219	\$60.41
		02/15/2019	24777	110404429	CALCARD-VU-012219	\$167.29
		02/15/2019	24777	110404521	CALCARD-FL-012219	\$1,148.69
		02/15/2019	24777	110404521	CALCARD-NG-012219	\$775.12
		02/15/2019	24777	110404521	CALCARD-SK-012219	\$115.19
		02/15/2019	24777	110404521	CALCARD-TT-012219	\$1,028.72
		02/15/2019	24777	110404523	CALCARD-CP-012219	\$117.09
		02/15/2019	24777	110404541	CALCARD-AF-012219	\$400.53
		02/15/2019	24777	110404541	CALCARD-HB-012219	\$151.90
		02/15/2019	24777	110404542	CALCARD-EF-012219	\$1,117.06
		02/15/2019	24777	110404542	CALCARD-HG-012219	\$618.45
		02/15/2019	24777	110404542	CALCARD-KK-012219	\$1,092.47
		02/15/2019	24777	110404542	CALCARD-LT-012219	\$12.00
		02/15/2019	24777	110404542	CALCARD-NY-012219	\$136.53
US BANK XX0593 COMM SVC					Total Check Amount:	\$13,621.66
V31481	US BANK XX0502 COMM & MKTG	02/15/2019	24778	110111151	CAL CARDS C&M 012219	\$12.53
		02/15/2019	24778	110111152	CAL CARDS C&M 012219	\$35.99
US BANK XX0502 COMM & MKTG					Total Check Amount:	\$48.52
V31482	US BANK XX0353 COMM DEV	02/15/2019	24779	110	CAL CARDS CD 012219	\$732.50
		02/15/2019	24779	110323212	CAL CARDS CD 012219	\$112.58
		02/15/2019	24779	110323231	CAL CARDS CD 012219	\$1,127.57

City Check Register for: Feb 15, 2019

Check #	Vendor Name	Check Date	Vendor #	Budget Unit	Description	Amount
V31482	US BANK XX0353 COMM DEV	02/15/2019	24779	110323241	CAL CARDS CD 012219	\$343.18
		02/15/2019	24779	110515171	CAL CARDS CD 012219	\$176.17
US BANK XX0353 COMM DEV					Total Check Amount:	\$2,492.00
V31483	US BANK XX0270 ADMIN SVCS	02/15/2019	24781	110	CAL CARDS FIN 012219	\$217.32
		02/15/2019	24781	110111161	CAL CARDS CC 012219	\$1,362.93
		02/15/2019	24781	110141411	CAL CARDS FIN 012219	\$215.60
		02/15/2019	24781	110141414	CAL CARDS FIN 012219	\$337.38
		02/15/2019	24781	110141431	CAL CARDS FIN 012219	\$337.38
		02/15/2019	24781	110323241	CAL CARDS FIN 012219	\$25.00
		02/15/2019	24781	490515151	CAL CARDS FIN 012219	\$4,084.40
US BANK XX0270 ADMIN SVCS					Total Check Amount:	\$6,580.01
V31484	US BANK XX0650 FIRE	02/15/2019	24782	110	CAL CARDS FIRE 012219	(\$3.58)
		02/15/2019	24782	110222211	CAL CARDS FIRE 012219	\$1,637.04
		02/15/2019	24782	110222221	CAL CARDS FIRE 012219	\$1,859.82
		02/15/2019	24782	110222223	CAL CARDS FIRE 012219	\$49.23
		02/15/2019	24782	110222224	CAL CARDS FIRE 012219	\$1,414.26
		02/15/2019	24782	174222222	CAL CARDS FIRE 012219	\$2,160.94
		02/15/2019	24782	480515161	CAL CARDS FIRE 012219	\$45.20
US BANK XX0650 FIRE					Total Check Amount:	\$7,162.91
V31485	US BANK XX0346 IT	02/15/2019	24783	110	CAL CARDS IT 012219	\$182.09
		02/15/2019	24783	110404213	CAL CARDS IT 012219	\$37.83
		02/15/2019	24783	110515125	CAL CARDS IT 012219	\$188.76
		02/15/2019	24783	280323215	CAL CARDS IT 012219	\$14.95
		02/15/2019	24783	460141474	CAL CARDS IT 012219	\$1,147.60
		02/15/2019	24783	475	CAL CARDS IT 012219	\$2.80
		02/15/2019	24783	475141471	CAL CARDS IT 012219	\$1,337.08
		02/15/2019	24783	865111143	CAL CARDS IT 012219	\$51.19
US BANK XX0346 IT					Total Check Amount:	\$2,962.30
V31487	US BANK XX0221 PW	02/15/2019	24784	110	CAL CARDS PW 012219	(\$12.78)
		02/15/2019	24784	110141481	CAL CARDS PW 012219	\$92.31
		02/15/2019	24784	110404422	CAL CARDS PW 012219	\$33.24
		02/15/2019	24784	110515121	CAL CARDS PW 012219	\$440.17
		02/15/2019	24784	110515141	CAL CARDS PW 012219	\$602.42
		02/15/2019	24784	110515143	CAL CARDS PW 012219	\$39.22
		02/15/2019	24784	110515144	CAL CARDS PW 012219	\$227.65
		02/15/2019	24784	110515148	CAL CARDS PW 012219	\$304.60
		02/15/2019	24784	420515131	CAL CARDS PW 012219	\$629.13
		02/15/2019	24784	430515123	CAL CARDS PW 012219	\$43.08

City Check Register for: Feb 15, 2019

Check #	Vendor Name	Check Date	Vendor #	Budget Unit	Description	Amount
V31487	US BANK XX0221 PW	02/15/2019	24784	480515161	CAL CARDS PW 012219	\$589.60
		02/15/2019	24784	490515151	CAL CARDS PW 012219	\$922.25
		02/15/2019	24784	490515152	CAL CARDS PW 012219	\$752.39
US BANK XX0221 PW					Total Check Amount:	\$4,663.28
V31488	US BANK XX0544 POLICE	02/15/2019	24785	110	CAL CARDS PD 012219	(\$27.35)
		02/15/2019	24785	110212111	CAL CARDS PD 012219	\$1,559.97
		02/15/2019	24785	110212121	CAL CARDS PD 012219	\$939.08
		02/15/2019	24785	110212122	CAL CARDS PD 012219	\$75.00
		02/15/2019	24785	110212131	CAL CARDS PD 012219	\$522.19
		02/15/2019	24785	480515161	CAL CARDS PD 012219	\$1,095.07
US BANK XX0544 POLICE					Total Check Amount:	\$4,163.96
V31489	US BANK XX3401 PW- ADMIN	02/15/2019	24786	110515171	CALCARDS PWADM 012219	\$720.00
		02/15/2019	24786	410515132	CALCARDS PWADM 012219	\$146.00
		02/15/2019	24786	420515131	CALCARDS PWADM 012219	\$195.00
US BANK XX3401 PW- ADMIN					Total Check Amount:	\$1,061.00
V31490	JUANA VENTURA	02/15/2019	17752	110404215	CYCLE BCC JAN19	\$75.00
		02/15/2019	17752	110404215	CYCLE BECKMAN JAN19	\$156.00
JUANA VENTURA					Total Check Amount:	\$231.00
V31491	VERITIV OPERATING COMPANY	02/15/2019	26025	110141441	PAPER	\$2,132.91
VERITIV OPERATING COMPANY					Total Check Amount:	\$2,132.91
V31492	VIRTUAL PROJECT MANAGER	02/15/2019	23508	510707309	CIP SW BCKUP/ST JAN19	\$150.00
		02/15/2019	23508	510707621	CIP SW BCKUP/ST JAN19	\$150.00
		02/15/2019	23508	510707936	CIP SW BCKUP/ST JAN19	\$200.00
VIRTUAL PROJECT MANAGER					Total Check Amount:	\$500.00
V31493	LINDA WATSON	02/15/2019	11871	110404215	BCC YOGA JAN19	\$210.00
LINDA WATSON					Total Check Amount:	\$210.00
V31494	KAREN WELCH	02/15/2019	27434	110404215	PILATES BCC JAN19	\$120.00
KAREN WELCH					Total Check Amount:	\$120.00
V31495	WEST COAST ARBORISTS, INC.	02/15/2019	1556	110515142	TREE REMOVAL 11/16-30	\$911.94
WEST COAST ARBORISTS, INC.					Total Check Amount:	\$911.94
V31496	WILLDAN ENGINEERING	02/15/2019	12445	510707922	SLOPE RPR THRU 12/28	\$2,300.00
WILLDAN ENGINEERING					Total Check Amount:	\$2,300.00
V31497	CHRISTOPHER WOOD	02/15/2019	14715	110212111	TRAINING EXPENSES	\$78.81
CHRISTOPHER WOOD					Total Check Amount:	\$78.81
V31498	SARA WOODWARD	02/15/2019	26083	110212122	JAN 2019 MILEAGE	\$99.88
SARA WOODWARD					Total Check Amount:	\$99.88
V31499	EMELI YACELGA	02/15/2019	28115	110404215	BCC ZUMBA JAN19	\$25.00
EMELI YACELGA					Total Check Amount:	\$25.00
V31500	ELEANOR YBARRA	02/15/2019	27904	110404215	CLASS INSTR BCC JAN19	\$350.00

City Check Register for: Feb 15, 2019

Check #	Vendor Name	Check Date	Vendor #	Budget Unit	Description	Amount
<i>ELEANOR YBARRA</i>					Total Check Amount:	\$350.00
Voucher Subtotal						\$487,947.21

TOTAL \$694,559.96

City of Brea

COUNCIL COMMUNICATION

TO: Honorable Mayor and City Council Members

FROM: Bill Gallardo, City Manager

DATE: 02/19/2019

SUBJECT: Monthly Report of Investments for the Successor Agency to the Brea Redevelopment Agency for Period Ending December 31, 2018

RECOMMENDATION

Receive and file.

BACKGROUND/DISCUSSION

The Monthly Report of Investments is in accordance with Government Code Section 53607 and contains information on the investment activities for the month of December 2018. Funds received by the Successor Agency are typically spent within three to six months; therefore are not invested long-term. The Successor Agency's Local Agency Investment Fund (LAIF) is used for short-term investments and functions like a savings account until funds are required to meet expenditures needs. Attachment A includes a Portfolio Summary and Holdings Report prepared by Chandler Asset Management for the funds invested on behalf of the Successor Agency. As of December 31, 2018, the market value, including accrued interest on the Successor Agency's Local Agency Investment Fund (LAIF), was \$366,231.63 in comparison to \$365,522.74 at November 30, 2018. The Successor Agency to the Brea Redevelopment Agency has sufficient cash flow to meet its expected expenditures for the next six months.

The Successor Agency also has restricted (fiscal agent) cash and investment accounts related to its various bond reserve accounts which are managed by Chandler Asset Management. Attachment A includes a portfolio report from Chandler Asset Management for each bond reserve account that is invested. As of December 31, 2018, the market value of these funds, including short-term cash and accrued interest was \$177,313.89 as compared to \$177,045.88 as of November 30, 2018.

COMMISSION/COMMITTEE RECOMMENDATION

On January 28, 2019, the Investment Advisory Committee reviewed the Monthly Report of Investments and recommended that the City Council receive and file.

FISCAL IMPACT/SUMMARY

During the month of December, the total value of the Successor Agency to the Brea Redevelopment Agency's investment portfolio decreased by \$708.89 due to changes in market value. The total value of the restricted cash and investments increased by \$268.01 primarily due to market rate adjustments.

RESPECTFULLY SUBMITTED:

William Gallardo, City Manager

Prepared by: Alicia Brenner, Senior Management Analyst

Concurrence: Cindy Russell, Administrative Services Director

Attachments

Attachment A

Successor Agency to the Brea Redevelopment Agency
Cash and Investment Information
December 31, 2018

			Cost Value	Market Value*
Demand and Interest-Bearing Checking Accounts				
	Citizen's Bank	\$	95,700.69	\$ 95,700.69
Local Agency Investment Fund				
	LAIF	\$	364,068.16	\$ 366,231.63
<u>Fiscal Agent Cash & Investments</u>				
2004	Brea Public Financing Authority Lease Revenue Bond	Chandler/BNY	\$ 23,290.87	\$ 23,290.87
2010	Brea Public Financing Authority Lease Revenue Bond	Chandler/BNY	\$ 66,919.73	\$ 66,919.73
2013	Tax Allocation Bonds	Chandler/BNY	\$ 62,823.28	\$ 62,823.28
2016	Tax Allocation Refunding Bonds, Series A & B	Chandler/BNY	\$ 11,370.11	\$ 11,370.11
2017	Tax Allocation Refunding Bonds, Series A & B	Chandler/BNY	\$ 12,909.90	\$ 12,909.90
Sub-total - Fiscal Agent Cash & Investments			\$ 177,313.89	\$ 177,313.89
Grand Total			\$ 637,082.74	\$ 639,246.21

* Includes accrued interest on invested funds

Successor Agency to the Brea Redevelopment Agency

Cash and Investment Information

December 31, 2018

Fiscal Agent Cash & Investments Detail	Cost Value	Market Value
2004 Brea Public Financing Authority Lease Revenue Bond - CHANDLER	\$ -	\$ -
Short-Term Treasury Funds - BNY	\$ 23,290.87	\$ 23,290.87
Sub-total	\$ 23,290.87	\$ 23,290.87
2010 Brea Public Financing Authority Lease Revenue Bond - CHANDLER	\$ -	\$ -
Short-Term Treasury Funds - BNY	\$ 66,919.73	\$ 66,919.73
Sub-total	\$ 66,919.73	\$ 66,919.73
2013 Tax Allocation Bonds - CHANDLER	\$ -	\$ -
Short-Term Treasury Funds - BNY	\$ 62,823.28	\$ 62,823.28
Sub-total	\$ 62,823.28	\$ 62,823.28
2016 Tax Allocation Refunding Bonds, Series A & B - CHANDLER	\$ -	\$ -
Short-Term Treasury Funds - BNY	\$ 11,370.11	\$ 11,370.11
Sub-total	\$ 11,370.11	\$ 11,370.11
2017 Tax Allocation Refunding Bonds, Series A & B - CHANDLER	\$ -	\$ -
Short-Term Treasury Funds - BNY	\$ 12,909.90	\$ 12,909.90
Sub-total	\$ 12,909.90	\$ 12,909.90
Report Grand Total	\$ 177,313.89	\$ 177,313.89

PORTFOLIO CHARACTERISTICS

Average Modified Duration	0.00
Average Coupon	2.31%
Average Purchase YTM	2.31%
Average Market YTM	2.31%
Average S&P/Moody Rating	NR/NR
Average Final Maturity	0.00 yrs
Average Life	0.00 yrs

ACCOUNT SUMMARY

	Beg. Values as of 11/30/18	End Values as of 12/31/18
Market Value	364,068	364,068
Accrued Interest	1,455	2,163
Total Market Value	365,523	366,232
Income Earned	662	709
Cont/WD		0
Par	364,068	364,068
Book Value	364,068	364,068
Cost Value	364,068	364,068

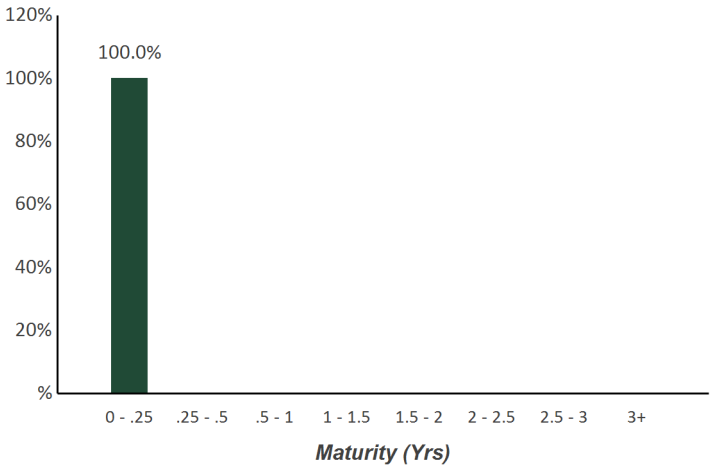
TOP ISSUERS

Local Agency Investment Fund	100.0%
Total	100.0%

SECTOR ALLOCATION



MATURITY DISTRIBUTION



CREDIT QUALITY (S&P)



Holdings Report
As of December 31, 2018

CUSIP	Security Description	Par Value/Units	Purchase Date Book Yield	Cost Value Book Value	Mkt Price Mkt YTM	Market Value Accrued Int.	% of Port. Gain/Loss	Moody/S&P Fitch	Maturity Duration
LAIF									
90LAIF\$00	Local Agency Investment Fund State Pool	364,068.16	Various 2.31%	364,068.16 364,068.16	1.00 2.31%	364,068.16 2,163.47	100.00% 0.00	NR / NR NR	0.00 0.00
Total LAIF		364,068.16	2.31%	364,068.16	2.31%	364,068.16 2,163.47	100.00% 0.00	NR / NR NR	0.00 0.00
TOTAL PORTFOLIO		364,068.16	2.31%	364,068.16	2.31%	364,068.16 2,163.47	100.00% 0.00	NR / NR NR	0.00 0.00
TOTAL MARKET VALUE PLUS ACCRUED						366,231.63			