



City Council and Successor Agency to the Brea Redevelopment Agency Agenda

Tuesday, January 15, 2019

5:30 p.m. - Closed Session

6:30 p.m. - Study Session

7:00 p.m. - General Session

Christine Marick, Mayor

Marty Simonoff, Mayor Pro Tem

Cecilia Hupp, Council Member

Glenn Parker, Council Member

Steven Vargas, Council Member

This agenda contains a brief general description of each item Council will consider. The City Clerk has on file copies of written documentation relating to each item of business on this Agenda available for public inspection. Contact the City Clerk's Office at (714) 990-7756 or view the Agenda and related materials on the City's website at www.cityofbrea.net. Materials related to an item on this agenda submitted to the Council after distribution of the agenda packet are available for public inspection in the City Clerk's Office at 1 Civic Center Circle, Brea, CA during normal business hours. Such documents may also be available on the City's website subject to staff's ability to post documents before the meeting.

Procedures for Addressing the Council

The Council encourages interested people to address this legislative body by making a brief presentation on a public hearing item when the Mayor calls the item or address other items under **Matters from the Audience**. State Law prohibits the City Council from responding to or acting upon matters not listed on this agenda.

The Council encourages free expression of all points of view. To allow all persons the opportunity to speak, please keep your remarks brief. If others have already expressed your position, you may simply indicate that you agree with a previous speaker. If appropriate, a spokesperson may present the views of your entire group. Council rules prohibit clapping, booing or shouts of approval or disagreement from the audience. PLEASE SILENCE ALL PAGERS, CELL PHONES AND OTHER ELECTRONIC EQUIPMENT WHILE COUNCIL IS IN SESSION. Thank you.

Special Accommodations

In compliance with the Americans with Disabilities Act, if you need special assistance to participate in this meeting, please contact the City Clerk's Office at (714) 990-7757. Notification 48 hours prior to the meeting will enable City staff to make reasonable arrangements to ensure accessibility. (28 CFR 35.102.35.104 ADA Title II)

Important Notice

The City of Brea shows both live broadcasts and replays of City Council Meetings on Brea Cable Channel 3 and over the Internet at www.cityofbrea.net. Your attendance at this public meeting may result in the recording and broadcast of your image and/or voice as previously described.

CLOSED SESSION
5:30 p.m. - Executive Conference Room
Level Three

CALL TO ORDER / ROLL CALL - COUNCIL

1. Public Comment

Closed Session may convene to consider matters of purchase / sale of real property (G. C. §54956.8), pending litigation [G.C. §54956.9(d)(1)], potential litigation [G.C. §54956.9(d)(2)(3) or (4)], liability claims (G. C. §54961) or personnel items (G.C. §54957.6). Records not available for public inspection.

- 2. Conference with City's Labor Negotiator Pursuant to Government Code Section §54957.6 Regarding the Brea Firefighters Association (BFA), Brea City Employees' Association (BCEA)- Mario E. Maldonado, Negotiator**
- 3. Conference with Legal Counsel Pursuant to Government Code Section 54956.9(d)(1) - Existing Litigation.** Name of Case: *City of Brea v. Kaneh Bosm Church of Brea* (Case No. 30-2018-01040106-CU-MC-CJC)
- 4. Conference with Legal Counsel Pursuant to Government Code Section 54956.9(d)(2) - Anticipated Litigation.** Significant Exposure to Litigation: 1 potential case. Facts and Circumstances: Emergency Ambulance Contract Dispute.
- 5. Conference with Legal Counsel Pursuant to Government Code §54956.9(d)(2) – Irene Crews v. City of Brea, WCAB ADJ10933999**
- 6. Conference with Legal Counsel Pursuant to Government Code Section 54956.9(d)(1) - Existing Litigation – Irene Crews v. City of Brea, et al *United States District Court, Central District of California* Case No. 8:18-cv-01104-AG-DFM**
- 7. Conference with Legal Counsel Pursuant to Government Code Section 54956.9(d)(2) - Anticipated Litigation.** Significant Exposure to Litigation: 1 potential case. Facts and Circumstances: Brea Disposal (Republic) Contract Dispute.

STUDY SESSION
6:30 p.m. - Executive Conference Room
Level Three

CALL TO ORDER / ROLL CALL - COUNCIL

- 8. Public Comment**
- 9. Clarify Regular Meeting Topics**

DISCUSSION ITEMS

10. Mayor Appointments 2019 - Confirm Mayor Marick's Council appointments for 2019.

11. City Council Code of Conduct Amendment

Attachments

Revised Code of Conduct

Redline Code of Conduct

12. Interview Panel for Commission/Committee Recruitment - Designate two (2) Council Members to serve on the Interview Panel for the Arts in Public Places Committee; Cultural Arts Commission; Parks, Recreation and Human Services Commission; and the Traffic Committee.

REPORT

13. Council Member Report

**GENERAL SESSION
7:00 p.m. - Council Chamber
Plaza Level**

CALL TO ORDER/ ROLL CALL - COUNCIL

14. Pledge of Allegiance: Fullerton Cadet Honor Guard

15. Invocation: Cindy Ousterhout, The Cause Church

16. Presentation: Visiting Students from Brea Sister City - Anseong, Korea

17. Presentations: Visiting Students from Brea Sister City - Hanno, Japan

18. Report - Prior Study Session

19. Community Announcements

20. Matters from the Audience

21. Response to Public Inquiries - Mayor / City Manager

ADMINISTRATIVE ITEMS - *This agenda category is for City Council consideration of a wide variety of topics related to the City's operations. Public comments regarding items in this section should be presented during "Matters from the Audience."*

22. **Site Drive Engineering and Traffic Survey Adopt Ordinance 1207** - Second Reading by title only and waive further reading of the Ordinance adjusting the speed limit on Site Drive from 40 mph to 30 mph. Speed limit and advisory curve signs will cost approximately \$500. Sufficient funds are available in the Public Works Department budget.

Attachments

Resolution

Ordinance

23. **Consideration to initiate the review process for an amendment to change the boundaries of the Zoning Map from Industrial Commercial (CM) to Planned Community (PC) for property located at the southeast corner of Mercury Lane and Berry Street. Applicant: Manley-Fanticola, LLC.**- Provide direction to staff related to any additional Master Plan Elements deemed necessary for evaluation of the project; provide any early input and direction to staff on any areas of analysis or information necessary to fully understand and evaluate the request; and provide any early direction to staff on community benefits and needs.

Attachments

PC Zone Request Summary Sheet

24. **Urgency Ordinance for the Permitting Process for Small Cell Site Facilities** - Adopt Urgency Ordinance No. 1208 to provide an immediate permitting process, and design and location requirements, for "small wireless facilities", as defined, proposed to be installed in public rights-of-way, as made necessary by the F.C.C.'s adoption of its Declaratory Ruling and Third Report and Order which will take effect on January 14, 2019. This ordinance requires a four-fifths vote for adoption whereupon it will take effect immediately.

Attachments

FCC Small Wireless Facilities Rules Compliance Guide

Ordinance

25. **Street Sweeping Enforcement** - Receive report and provide direction.

Attachments

Attachment 1 - PowerPoint Presentation

Attachment 2 - Street Sweeping Opinion Survey

Attachment 3 - Street Sweeping Parking Exemption Permit Application

CONSENT CALENDAR - *The City Council/Successor Agency approves all Consent Calendar matters with one motion unless Council/Agency or Staff requests further discussion of a particular item. Items of concern regarding Consent Calendar matters should be presented during "Matters from the Audience."*

CITY COUNCIL - CONSENT

26. **December 18, 2018 City Council Regular Meeting Minutes** - Approve.

Attachments

Draft Minutes

27. **Sewer License and Maintenance Agreement with Orange County Sanitation District for Dosing Station Location at 835 S. Brea Boulevard** - Approve Sewer License and Maintenance Agreement with Orange County Sanitation District. There is no fiscal impact to the General Fund.

Attachments

Exhibit 'A' - Property and City Sewer Main Location Map
Sewer License and Maintenance Agreement

28. **Annual Maintenance Assessment in Landscape and Lighting Maintenance Districts 1 Through 7** - Adopt Resolutions No. 2019-001 through 2019-007 authorizing the Director of Public Works to prepare and file reports relating to annual maintenance assessments in Landscape and Lighting Maintenance Districts 1 through 7. There is no fiscal impact to the General Fund.

Attachments

Resolution No. 2019-001 - LLMD 1
Resolution No. 2019-002 - LLMD 2
Resolution No. 2019-003 - LLMD 3
Resolution No. 2019-004 - LLMD 4
Resolution No. 2019-005 - LLMD 5
Resolution No. 2019-006 - LLMD 6
Resolution No. 2019-007 - LLMD 7

29. **Accept Final Parcel Map No. 2017-158 for Commercial Condominium Purposes for 1800 E. Lambert Road** - Accept Final Parcel Map No. 2017-158. There is no fiscal impact to the General Fund.

Attachments

Exhibit 'A' - Location Map
Final Parcel Map 2017-158

30. **Change Order to the Purchase Order with Ledgent Finance & Accounting for Additional Temporary Staffing Services** - Authorize the Purchasing Agent to issue a change order to the purchase order #218259 with Ledgent Finance & Accounting increasing the amount from \$49,999.51 to \$100,000.00. There are sufficient salary savings from the vacant position to cover the costs associated with this temporary staffing arrangement. Therefore, there is no fiscal impact. The salary savings have been transferred to the Administrative Services Department's Professional Services accounts to cover the cost of this temporary staffing.
31. **Purchase of the Telephone and Voicemail System** - Approve the agreement with IntelesysOne to furnish and install a Mitel telephone and voicemail system in an amount of \$313,005.36; and authorize the Purchasing Agent to execute renewal of support services agreements for the life of the telephone and voicemail system. The replacement of this equipment will be funded by the Fixed Asset Replacement Program (FARP) (Fund 182) as part of the FY2018-19 budget. There will be no additional impact to the General Fund.

Attachments

Decision Package
Agreement

32. **Purchasing Policy Limits Update for Public Works Projects** - Adopt Resolution No. 2019-008 updating the Purchasing Policy Limits for the City's Purchasing System specific to Public Works projects as provided by Assembly Bill 2249.

Attachments

Letter from CA State Controller-Nov 1, 2018
Resolution for Purchasing Policy Limits

33. **Monthly Report of Investments for the City of Brea for Period Ending October 31, 2018** - Receive and file.

Attachments

Attachment A

34. **Monthly Report of Investments for the City of Brea for Period Ending November 30, 2018** - Receive and file.

Attachments

Attachment A

35. **December 21 & 24, 2018 and January 4 & 11, 2019 City Check Registers** - Receive and file.

Attachments

12-21-18 City Check Register
12-24-18 City Check Register
01-04-19 City Check Register

CITY/ SUCCESSOR AGENCY - CONSENT

- 36. Monthly Report of Investments for the Successor Agency to the Brea Redevelopment Agency for Period Ending October 31, 2018 - Receive and file.**

Attachments

Attachment A

- 37. Monthly Report of Investments for the Successor Agency to the Brea Redevelopment Agency for Period Ending November 30, 2018 - Receive and file.**

Attachments

Attachment A

- 38. December 21, 2018 Successor Agency Check Register - Receive and file.**

Attachments

12-21-18 SA Check Register

ADMINISTRATIVE ANNOUNCEMENTS

- 39. City Manager**

- 40. City Attorney**

COUNCIL ANNOUNCEMENTS

ADJOURNMENT

City of Brea

COUNCIL COMMUNICATION

TO: Honorable Mayor and City Council Members
FROM: Bill Gallardo, City Manager
DATE: 01/15/2019
SUBJECT: Mayor Appointments

RECOMMENDATION

Confirm Mayor Marick's Council appointments for 2019.

BACKGROUND/DISCUSSION

City Council Policy A-2 (Boards, Commissions and Committees) provides for the Mayor to annually appoint individuals, subject to City Council confirmation, to serve on the various City Council Committees, City Council/Citizens Committees, Citizens Advisory Committees, and Joint Governmental Committees.

RESPECTFULLY SUBMITTED:

William Gallardo, City Manager
Prepared by: Lillian Harris-Neal, City Clerk

City of Brea

COUNCIL COMMUNICATION

TO: Honorable Mayor and City Council Members
FROM: Bill Gallardo, City Manager
DATE: 01/15/2019
SUBJECT: City Council Code of Conduct Amendment

RECOMMENDATION

Adopt revised City Council Code of Conduct regarding City Council Member requests for meeting agenda items.

BACKGROUND/DISCUSSION

The current City Council Code of Conduct states that the Mayor and Mayor Pro Tem, in consultation with the City Manager, shall determine agenda items for City Council meetings. It also states that individual City Council Members may submit requests to the Mayor for items to be placed onto the agendas of future meetings. If there is a dispute regarding a requested agenda item, then, at a public meeting, a City Council Member may request the support of the majority of the City Council for that item to be placed onto the agenda of a future meeting.

In early 2015, at both a Study Session and a Goal Setting Workshop, the City Council discussed revising the City Council Code of Conduct to allow agenda items to be scheduled based on the support of at least two City Council Members, rather than based on support by the majority of the Council. The Council concurred; however, such a revision to the City Council Code of Conduct has never been formally adopted.

Staff proposes that the City Council Code of Conduct be revised to allow an item to be placed on the agenda of a future meeting at the request of at least two City Council Members at a public meeting.

Should this revision be adopted, the agenda section titled "Council Member Reports" will be revised to "Council Member Reports/Requests" for all future City Council study session agendas. A City Council Member will be able to request that an item be agendaized for a future meeting, and the City Council will be able to have a short discussion on the request (but not on the substance of the item).

Current Policy:

The applicable provision of the City Council Code of Conduct currently reads:

The Mayor and Mayor Pro Tern, in consultation with the City Manager, shall determine agenda items for the City Council meeting. Individual Council Members should submit requests, preferably written, for agenda Items to the Mayor for consideration. In the case of a dispute a

Council Member may, at a public meeting, request the support of the majority of the Council to place an item on the agenda.

Amended Policy:

Staff recommends that this provision be revised to read as follows:

The Mayor and Mayor Pro Tem, in consultation with the City Manager, shall determine agenda items for City Council Meetings. However, to ensure all Council Member views are represented, study session agendas contain a section titled “Council Member Reports/Requests”. In addition to their reports, this portion of the meeting allows any Council Member to request an agenda item for a future meeting, and allows the City Council to have a short discussion on the request (but not on the substance of the item). Any request must include an explanation of the issue and the goal of the proposed Council discussion. If at least one other Council Member indicates support for the request at that time, then the item shall be placed on a future agenda. Upon support for the request, the Council will provide direction to staff on information that is desired to be presented when the item is placed on a future agenda. Additionally, with the advice of the City Manager and City Attorney, the Council will provide direction to staff on the type of meeting (regular or special) and the type of session (closed, study, or general) at which the item will be considered. The Mayor and Mayor Pro Tem shall schedule the item no later than 45 days following the request, unless the Council Member who requested the item consents to it being placed on the agenda of a later meeting.

FISCAL IMPACT/SUMMARY

No fiscal impact.

RESPECTFULLY SUBMITTED:

William Gallardo, City Manager

Prepared by: Melissa Davis, Management Analyst I

Attachments

Revised Code of Conduct

Redline Code of Conduct

POLICIES AND PROTOCOL RELATED TO CONDUCT

AGENDA ITEMS

The Mayor and Mayor Pro Tem, in consultation with the City Manager, shall determine agenda items for City Council Meetings. However, to ensure all Council Member views are represented, study session agendas contain a section titled "Council Member Reports/Requests". In addition to their reports, this portion of the meeting allows any Council Member to request an agenda item for a future meeting, and allows the City Council to have a short discussion on the request (but not on the substance of the item). Any request must include an explanation of the issue and the goal of the proposed Council discussion. If at least one other Council Member indicates support for the request at that time, then the item shall be placed on a future agenda. Upon support for the request, the Council will provide direction to staff on information that is desired to be presented when the item is placed on a future agenda. Additionally, with the advice of the City Manager and City Attorney, the Council will provide direction to staff on the type of meeting (regular or special) and the type of session (closed, study, or general) at which the item will be considered. The Mayor and Mayor Pro Tem shall schedule the item no later than 45 days following the request, unless the Council Member who requested the item consents to it being placed on the agenda of a later meeting.

POLICIES AND PROTOCOL RELATED TO CONDUCT

AGENDA ITEMS

The Mayor and Mayor Pro Tem~~nn~~, in consultation with the City Manager, shall determine agenda items for ~~the~~ City Council ~~M~~meetings. ~~Individual Council Members should submit requests, preferably written, for agenda items to the Mayor for consideration. In the case of a dispute a Council Member may, at a public meeting, request the support of the majority of the Council to place an item on the agenda. However, to ensure all Council Member views are represented, study session agendas contain a section titled "Council Member Reports/Requests". In addition to their reports, this portion of the meeting allows any Council Member to request an agenda item for a future meeting, and allows the City Council to have a short discussion on the request (but not on the substance of the item). Any request must include an explanation of the issue and the goal of the proposed Council discussion. If at least one other Council Member indicates support for the request at that time, then the item shall be placed on a future agenda. Upon support for the request, the Council will provide direction to staff on information that is desired to be presented when the item is placed on a future agenda. Additionally, with the advice of the City Manager and City Attorney, the Council will provide direction to staff on the type of meeting (regular or special) and the type of session (closed, study, or general) at which the item will be considered. The Mayor and Mayor Pro Tem shall schedule the item no later than 45 days following the request, unless the Council Member who requested the item consents to it being placed on the agenda of a later meeting.~~

City of Brea

COUNCIL COMMUNICATION

TO: Honorable Mayor and City Council Members
FROM: Bill Gallardo, City Manager
DATE: 01/15/2019
SUBJECT: Interview Panel for Commission/Committee Recruitment

RECOMMENDATION

Designate two (2) Council Members to serve on the Interview Panel for the Arts in Public Places Committee; Cultural Arts Commission; Parks, Recreation and Human Services Commission; and the Traffic Committee.

BACKGROUND/DISCUSSION

On December 18, 2018, Council approved the Commission/Committee recruitment process and timeline which provided an application deadline for January 10, 2019 at 5:30 p.m. Interviews will be conducted no later than one week prior to the February 5, 2019 Council Meeting and Council will make the appointments at the February 5, 2019, City Council meeting.

RESPECTFULLY SUBMITTED:

William Gallardo, City Manager
Prepared by: Lillian Harris, City Clerk

City of Brea

COUNCIL COMMUNICATION

TO: Honorable Mayor and City Council Members
FROM: Bill Gallardo, City Manager
DATE: 01/15/2019
SUBJECT: Site Drive Engineering and Traffic Survey

RECOMMENDATION

Adopt Ordinance 1207 - Second Reading by Title Only and Waive Further Reading of the Ordinance.

BACKGROUND/DISCUSSION

On October 4, 2016, the City Council adopted an Engineering and Traffic Survey ("Survey") which recommended speed limits on 62 roadway segments. As part of the Survey, there were adjustments in posted speed limits along several street segments. One of the changes was the adjustment of posted speed limit on Site Drive from the North City limit to Central Avenue. The posted speed was increased from 30 mph to 40 mph based on the collected data. In 2016, the 85th percentile was 41 mph.

The California Vehicle Code requires traffic speed limits be established based on a Survey to consider prevailing vehicle speeds, accident frequency, roadside development and other conditions not readily apparent to motorists for radar or laser equipment for speed limit enforcement.

The procedure for establishing speed limits is based primarily on the speed that 85% of the vehicles are traveling. The procedure requires that the speed limit be considered at the five-mile-per-hour (5 mph) increment nearest the 85th percentile speed. Adjustments from that speed are limited to five miles per hour (5 mph) and must be justified on the basis of accident frequency or other factors not readily apparent to drivers. However, for cases in which the nearest 5 mph increment of the 85th percentile speed would require a rounding up, the speed limit may be rounded down to the nearest 5 mph increment below the 85th percentile speed, if no further reduction is used.

Recently, the City received a number of complaints regarding the posted 40 mph speed limit on Site Drive from north city limit to Central Avenue. As a result, on September 18, 2018, a new Survey was conducted to verify the original data. The new data showed that the 85th percentile speed, which is the speed that should be posted, was 35 mph. Aside from the speed, the roadway geometry has sharp horizontal curves that may not be apparent to unfamiliar drivers. These curves should have been considered when the speed limit was increased in 2016. In considering the curves now, staff has determined that the speed limit can be posted 5 mph below the 85th percentile at 30 mph. In an effort to alert drivers of the curves ahead, staff intends on installing advisory curve signs ahead of the curves.

Based on the findings of the Survey, staff's observations and Traffic Committee's recommendation, staff recommends City Council adoption of the Site Drive Engineering and Traffic Survey by Resolution and further recommends adoption of an Ordinance amending Title 10 of the Municipal Code to include the speed limit changes, as identified in the Survey.

Ordinance 1207 was introduced at the December 18, 2018 City Council Meeting.

COMMISSION/COMMITTEE RECOMMENDATION

The Survey was recommended for approval by the Traffic Committee at their November 15, 2018 meeting.

FISCAL IMPACT/SUMMARY

Speed limit and advisory curve signs will cost approximately \$500. Sufficient funds are available in the Public Works Department Budget.

RESPECTFULLY SUBMITTED:

William Gallardo, City Manager
Prepared by: Farhad Iranitalab, T.E., City Traffic Engineer
Concurrence: Tony Olmos, P.E. Director of Public Works

Attachments

Resolution
Ordinance

RESOLUTION NO. 2018-068

A RESOLUTION OF THE CITY COUNCIL OF THE CITY OF BREA ADOPTING AN ENGINEERING AND TRAFFIC SURVEY JUSTIFYING THE SPEED LIMIT ON SITE DRIVE

A. RECITALS:

(i) California Vehicle Code Section 40803(b) provides, in pertinent part, as follows:

"In any prosecution under this Code of a charge involving the speed of a vehicle, where enforcement involves the use of radar or other electronic devices which measure the speed of moving objects, the prosecution shall establish, as part of its *prima facie* case, that the evidence or testimony presented is not based upon a speed trap as defined in paragraph (2) of subdivision (a) of Section 40802...."

(ii) The City of Brea desires to continue the use of radar and other electronic devices to measure the speed of moving objects in order to protect the lives and property of motorists utilizing city streets and to improve the enforcement of speed limits within the City of Brea.

(iii) The City's Traffic Engineer has conducted an Engineering and Traffic Survey establishing and justifying the *prima facie* speed limit on city streets within the City of Brea.

(iv) The Engineering and Traffic Survey prepared by the City's Traffic Engineer and dated September 18, 2018, is attached hereto as Exhibit "A" and incorporated by this reference as though fully set forth herein.

(v) All legal preconditions to the adoption of this Resolution have been satisfied.

B. RESOLUTION:

NOW, THEREFORE, the City Council of the City of Brea does hereby find, determine and resolve as follows:

1. In all respects as set forth in the Recitals, Part A of this Resolution.
2. The Engineering and Traffic Survey dated September 18, 2018, submitted by the City's Traffic Engineer, and attached hereto as Exhibit "A", is hereby adopted and approved, in its entirety, as the official Engineering and Traffic Survey for the City of Brea for those streets and highways identified therein. All prior Engineering and Traffic Survey results for said streets and highways are hereby replaced with and superseded by the Survey results set forth in Exhibit A.
3. The City Clerk shall:
 - (a) Certify a copy of this Resolution and Engineering and Traffic Survey and shall transmit the same to the Orange County District Attorney's Office for use in prosecutions under the California Vehicle Code; and
 - (b) Certify to the adoption of this Resolution.

APPROVED AND ADOPTED this 18th day of December, 2018.

ATTEST: _____
Lillian Harris-Neal, City Clerk

Mayor

I, Lillian Harris-Neal, City Clerk of the City of Brea, do hereby certify that the foregoing Resolution was adopted at a regular meeting of the City Council of the City of Brea held on the 18th day of December, 2018 by the following vote:

AYES: COUNCIL MEMBERS:

NOES: COUNCIL MEMBERS:

ABSTAIN: COUNCIL MEMBERS:

ABSENT: COUNCIL MEMBERS:

ATTEST: _____
Lillian Harris-Neal, City Clerk

EXHIBIT A
(2016 Engineering and Traffic Survey)

December 10, 2018

Mr. Michael Ho, P.E.
Deputy Director/City Engineer
Public Works Department
City of Brea
1 Civic Center Circle
Brea, CA 92821


Subject: Site Drive Engineering and Traffic Survey

Dear Mr. Ho:

As requested, Willdan has completed a review of the recommended speed zone on Site Drive from Avenue North City limit to Central Avenue. The Engineering and Traffic Study dated August 16, 2016 is amended to revise the Site Drive segment between North City limit and Central Avenue.

We are pleased to submit the enclosed recommendation and supporting documentation for the above segments. The Engineering and Traffic Survey for the above segment was conducted in accordance with applicable provisions of the CVC, following procedures outlined in the California Manual on Uniform Traffic Control Devices (California MUTCD) dated November 2014, and as required by Section 627 of the California Vehicle Code. The Report is intended to satisfy the requirements of Section 40802 of the CVC to enable the continued use of radar for traffic speed enforcement.

WILLDAN



Farhad Iranitalab, P.E., TE
Traffic Engineer

Enclosure



Table 1							
Summary of Recommendation							
Segment No.	Street	From	To	Posted Speed Limit	Critical Speed	Recommended Speed Limit	Comments
50	SITE DRIVE	NORTH CITY LIMIT	CENTRAL AVENUE	40	35	30	CALIFORNIA MUTCD OPTION NO. 2

SEGMENTS WITH SPECIAL CONDITIONS

Site Drive surveyed with critical speed of 35 miles per hour is recommended for speed limits that is 5 miles per hour (mph) below the critical speed due to conditions not readily apparent to the driver.

This segment is currently posted at 40 mph based on the Engineering and Traffic survey conducted on April 25, 2016. Site Drive has one through lane in each direction with an ADT of 2,420 vehicles per day. The adjacent land use is residential. The critical speed is 35 mph and would normally justify a 35-mph posted speed limit. However, due to moderate pedestrian traffic and sharp horizontal curves that may not be apparent to unfamiliar drivers and to maintain uniformity with land use, a lower speed limit is prudent. It is recommended that the speed limit be posted at 30 mph for the above reasons.

Conditions Not Readily Apparent to Motorists

Site Drive segment is field inspected to identify roadway conditions that may not be clear to motorists. A determination is made whether any conditions are significant and warrant the recommendation of the speed limit 5 mph or more below the basic speed limit. It is important to note that The California Manual on Uniform Traffic Control Devices (California MUTCD) dated November 2014 recommends exercising great care when establishing speed limits 5 mph or more below the basic speed limit.

Field Review Data

A field review was conducted for each of the selected street segments in the City with consideration for the following factors:

1. Street width and alignment (design speed);
2. Pedestrian activity and traffic flow characteristics;
3. Number of lanes and other channelization and striping patterns;
4. Frequency of intersections, driveways, and on-street parking;
5. Location of stop signs and other regulatory traffic control devices;
6. Visibility obstructions;
7. Land use and proximity to schools;
8. Pedestrian and bicycle usage;
9. Uniformity with existing speed zones and those in adjacent jurisdictions; and
10. Any other unusual condition not readily apparent to the driver.

CITY OF BREA
ENGINEERING AND TRAFFIC SURVEY

50

STREET	Site Drive	CERTIFICATION DATE	12/10/2018
FROM	North City Limit	TO	Central Avenue

SPEED FACTORS

Date of Speed Survey	9/18/2018	Posted Speed Limit	40 mph
Time of Speed Survey	1:30 PM	Speed Justification	
50th Percentile Speed (Mean Speed)	31 mph	CALIFORNIA MUTCD OPTION 2	
85th Percentile Speed	35 mph		
Average Speed	31 mph		
10 mph Pace Speed	26-35		
Percentage of Vehicles in Pace	72	Recommended Speed Limit	30 mph
Number of Survey Samples	144		

COLLISION HISTORY

Number of Years Studied	3 years
Total Collisions	2
Statewide Average Collision Rate	2.21 Collisions/MVM
Collisions per Million Vehicle Mile	1.451 Collisions/MVM

TRAFFIC FACTORS


Average Daily Traffic	2,421	Date Counted	4/19/2016
Number of Lanes	2 LANES		
Type of Traffic Control	T.S. @ CENTRAL		
Crosswalks	@ T.S.		
Pedestrian Traffic	MODERATE		
Truck Traffic	WEST SIDE		
On-Street Parking	EAST SIDE		
Sidewalks	BOTH SIDES, VERY FEW		
Driveways			

ROADWAY FACTORS

Length of Segment	0.520 miles
Width	40 feet
Vertical Curve	NONE
Horizontal Curve	YES,
Visibility	FAIR
Roadway Conditions	FAIR
Lighting	EAST SIDE
Adjacent Land Use	RESIDENTIAL, COMMERCIAL

Field Study By NS Checked By FI

CERTIFICATION: I, Farhad Iranitalab, do hereby certify that this Engineering and Traffic Survey within the City of Brea was performed under my supervision and is accurate and complete. I am Duly registered in the State of California as a Professional Engineer (Traffic).

 12/10/18
Farhad Iranitalab Date

TE 1695

State Registration Number

ORDINANCE NO. 1207

AN ORDINANCE OF THE CITY COUNCIL OF THE CITY OF BREA AMENDING SECTION 10.32.110 OF THE BREA CITY CODE REGARDING PRIMA FACIE SPEED LIMITS UPON SITE DRIVE

A. RECITALS:

(i) California Vehicle Code Section 22358 provides that this City Council may, by ordinance, set *prima facie* speed limits upon any portion of any street not a state highway.

(ii) The City Traffic Engineer has conducted an Engineering and Traffic Survey, dated September 18, 2018 on Site Drive between North City Limit and Central Avenue within the City of Brea.

(iii) The determinations concerning *prima facie* speed limits set forth in Part B., below, are based upon the engineering and traffic survey identified in Section A. (ii), above.

(iv) All legal preconditions to the adoption of this Ordinance have been satisfied.

B. ORDINANCE:

NOW, THEREFORE, the City Council of the City of Brea does hereby ordain as follows:

SECTION 1.

Section 10.32.110 of Chapter 10.32 of Title 10 of the Brea City Code hereby is amended to read as follows:

10.32.110 PRIMA FACIE SPEED LIMIT ON SITE DRIVE

A. Between North City Limit and Central Avenue:

1. Thirty (30) miles per hour is the *prima facie* speed limit which is most appropriate to facilitate the orderly movement of traffic and is a speed limit which is reasonable and safe on such portion of such street; and

2. Thirty (30) miles per hour is declared to be the *prima facie* speed limit on such portion of such street.

SECTION 2.

The Director of Public Works is hereby authorized and directed to install appropriate signs upon such portion of such street giving notice of the *prima facie* speed limit declared herein.

SECTION 3.

The City Clerk shall certify to the adoption of this Ordinance and shall cause the same to be published as required by law.

APPROVED AND ADOPTED this 15th day of January 2019.

Christine Marick, Mayor

ATTEST: _____
Lillian Harris-Neal, City Clerk

ORD. NO. 1207
January 15, 2019

I, Lillian Harris-Neal, City Clerk of the City of Brea, do hereby certify that the foregoing Ordinance was introduced at a regular meeting of the City Council of the City of Brea, held on the 18th day of December 2018, and was finally passed at a regular meeting of the City Council of the City of Brea held on the 15th day of January, 2019, by the following vote:

AYES:	COUNCIL MEMBERS
NOES:	COUNCIL MEMBERS:
ABSENT:	COUNCIL MEMBERS:
ABSTAIN:	COUNCIL MEMBERS:

ATTEST: _____
Lillian Harris-Neal, City Clerk

DATE: _____

City of Brea

COUNCIL COMMUNICATION

TO: Honorable Mayor and City Council Members

FROM: Bill Gallardo, City Manager

DATE: 01/15/2019

SUBJECT: Consideration to initiate the review process for an amendment to change the boundaries of the Zoning Map from Industrial Commercial (CM) to Planned Community (PC) for property located at the southeast corner of Mercury Lane and Berry Street. Applicant: Manley-Fanticola, LLC.

RECOMMENDATION

Receive staff briefing and provide direction to initiate the PC review process and consider amending the boundaries of the PC zone to include the property at the southeast corner of Mercury Lane and Berry Street including:

- Provide any early input and direction to staff regarding any areas of analysis or information Council Members will want to receive as part of their review consideration for the proposed project.
- Provide any early direction to staff concerning Council Members expectations for project associated community benefits which will be a component of Council's consideration of the Development Agreement review.

BACKGROUND/DISCUSSION

BACKGROUND

In October 2018 the City Council approved an amendment to the General Plan and Zoning Ordinance to update the Planned Community zone to meet current planning practices, provide needed structure to the process and establish a clear process to consider projects that would require development standards or uses that do not already apply to a given property.

Under the revised code, properties zoned PC can be considered for potential uses and development standards outside of the typical standards allowed elsewhere in the City. The intent of this Zoning District is as follows:

“The purpose of this zone is to encourage, preserve and improve the health, safety and general welfare of the community by encouraging the use of contemporary land planning principles. The provisions of this zone are intended to allow diversification of uses, use relationships and heights of buildings, and open spaces in planned building groups while ensuring compliance with the

spirit and intent of the zoning code and the City's adopted General Plan."

The first step prescribed by the new process is for the Council to act to initiate an amendment to the boundaries of the PC Zone to include new properties. This step in the process is not an approval or even an endorsement of any proposed development project, but simply an indication the Council is willing to consider the project pending a full review and study as outlined by the provisions of the PC process. This is the Council's early opportunity to share with staff and the applicant early direction related to project review to better understand the concerns and challenges with the proposed zoning change. It is also an early opportunity for the City Council to provide comment regarding the community benefits necessary for considering a Development Agreement and to ensure any proposed project meets the needs of the community.

DISCUSSION

The City has received an application to initiate an amendment to the boundaries of the PC Zone to include the property located on the southeast corner of Mercury Lane and Berry Street. The attached summary sheet outlines the site location, existing site and neighborhood conditions and provides a general overview of the request.

This is a request to consider high density residential uses at the southeast corner of Mercury Lane and Berry Street. The PC zone would replace the current C-M, Commercial Industrial zoning designation. The applicant proposes to construct 120, Workforce Housing Apartments within a 171,433 square foot podium-style, five-story building.

The request for this change in zone and master plan would be reviewed by the Planning Commission before final consideration by the City Council. A Development Agreement is also required as part of the process to act to approve this change of zone and must demonstrate community benefits are realized from the project, to the City Council's satisfaction. With any City Council initiation of the PC project review process, Staff will initially engage with the Council's Development Committee for a more detailed discussion regarding community benefits direction.

Should the Council agree to initiate this request the applicant detailed submittal requirements will include the following:

- Detailed site plans
- Grading, drainage and utility plans
- Details for parking areas, alternative transportation and infrastructure
- Landscape, fencing and hardscape plans
- Architectural plans
- Illustrations and view renderings
- Color and materials boards
- And public and private amenities.

These plans will go through all the technical review typical to all development applications in the City and will be analyzed for consistency and compatibility with the City's current development patterns and goals and policies of the General Plan. The project will also be subject to the review process prescribed by the California Environmental Quality Act (CEQA) including all public review for the community as well as adjacent communities and agencies.

As part of the submittal, the applicant will prepare a Planned Community Master Plan for Council's eventual consideration for action. The Master Plan includes the following elements, as

prescribed within the PC chapter of the zoning code:

- Land Use Element
- Circulation Element
- Population Element
- Public Services and Facilities Element.
- Additional Elements as deemed necessary for evaluation of the project can also be provided. Examples could include, urban design, sustainability, and/or cultural arts elements.

RESPECTFULLY SUBMITTED:

William Gallardo, City Manager

Prepared by: Jennifer A. Lilley, City Planner

Concurrence: David Crabtree, Community Development Director

Attachments

PC Zone Request Summary Sheet

CITY COUNCIL REQUEST TO INITIATE APPLICATION FOR PLANNED COMMUNITY ZONE

01/15/2019

Property Location



Request

A request to consider high density residential uses at the southeast corner of Mercury Lane and Berry Street.

General Plan Designation:

Light Industrial

Zoning Designation:

C-M, Commercial Industrial

Property Size:

1.02 acres

Site and Neighborhood Characteristics:

The site is currently vacant and has included temporary use over time. Properties to the north, south, east and west are industrial in nature and include Mercury Insurance, Walters Electric and Pacific Plastics as some of the major businesses in the area. Brea's Downtown is immediately to the east and Mercury Lane leads to a secondary entrance to the Downtown by way of a bridge entrance into Parking Structure 2 at the west end of Birch Street.

CITY COUNCIL REQUEST TO INITIATE APPLICATION FOR PLANNED COMMUNITY ZONE

01/15/2019

The site is within close proximity to the Brea Tracks, biking, pedestrian improved trail. Arovista Park is within close proximity to the south of the site across Imperial Highway.

Applicant:

Manley Fanticola LLC

Property Owner:

Manley Fanticola LLC

City of Brea

COUNCIL COMMUNICATION

TO: Honorable Mayor and City Council Members

FROM: Bill Gallardo, City Manager

DATE: 01/15/2019

SUBJECT: Urgency Ordinance No.1208 for Permit Process, Design and Location Requirements for "Small Wireless Facilities"

RECOMMENDATION

Adopt Urgency Ordinance No. 1208 to provide an immediate permitting process, and design and location requirements, for "small wireless facilities", as defined, proposed to be installed in public rights-of-way, as made necessary by the F.C.C.'s adoption of its Declaratory Ruling and Third Report and Order which will take effect on January 14, 2019. This ordinance requires a four-fifths vote for adoption whereupon it will take effect immediately.

BACKGROUND/DISCUSSION

In order to expedite the deployment of so-called "5G" wireless technology and to move the concepts forward outside of the legislative process, the wireless industry was simultaneously working with the Federal Communications Commission (FCC) to enact a rulemaking that would facilitate the expansion of 5G technology. On September 27, 2018, the FCC released its Declaratory Ruling and Third Report and Order ("Order"). The Order significantly limits cities' ability to manage small wireless facilities proposed to be installed in the public rights-of-way ("PROW"). A "small wireless facility" ("SWF") is defined in the Order as a wireless facility in which each antenna can fit within an enclosure of no more than three (3) cubic feet in volume, and all other wireless equipment associated with the antenna, including the provider's preexisting equipment, is cumulatively no more than twenty-eight (28) cubic feet in volume. Certain height restrictions also apply. The effective date of the order is January 14, 2019.

Since this FCC ruling was adopted in September 2018, there have been multiple lawsuits filed against the FCC to stop this order. After the FCC ignored the U.S. Conference of Mayors' and litigating cities' request for a stay, both groups filed a petition to the 10th Circuit of the U.S. Court of Appeals to stay the January 14 effective date. Late December 2018, the Court ordered the FCC to file its response to the stay motion by January 2, 2019. It is anticipated that the 10th Circuit will rule on the stay motion, on or before the January 14 deadline.

Summary of the Order:

Use of City infrastructure: This Order provides that cities must allow wireless providers' use of city infrastructure in PROW for SWFs, subject only to specific public safety concerns, and aesthetic standards that are "reasonable", "objective", and published in advance.

Cap on fees: This Order declares that local agencies may not act in a proprietary capacity when setting recurring and non-recurring fees for use of its infrastructure for SWFs, and it sets forth

“presumed reasonable” fee amounts designed to reimburse cities for their actual costs in processing applications and administering site management. These fees vary roughly from \$500 per SWF (up to five SWFs) for a non-recurring permit fee, and \$270 per year per SWF for right-of-way access. It is estimated that this will result in a nearly 90% cut to utility pole rents that wireless providers pay to local governments nationwide, totaling a loss of approximately \$3 billion in annual revenue to local governments.

Strict application review periods (“shot clock”): With limited exceptions, this Order imposes a maximum period of sixty (60) days, from the current ninety (90) days, in which to fully process a complete application for a new small wireless facility in the PROW. This period is inclusive of all related, required approvals and administrative process.

Proposed Ordinance:

Existing provisions of the City Code will conflict with, or otherwise be inconsistent with, the requirements contained in the Order. The City currently has no standards for wireless installations involving attachments to City infrastructure in the PROW, such as light poles. Furthermore, there is no existing permit process other than the more generic encroachment permit process, that can be used to regulate small wireless facilities in the PROW. Therefore, the proposed ordinance provides the following: (i) a comprehensive permit process that includes submittal of detailed drawings, specifications, and site analyses; (ii) detailed locational and installation requirements designed to minimize visual impacts of these wireless facilities; and (iii) recurring and non-recurring fees that are no less than the fees identified in the Order as being presumed “reasonable.” The ordinance also provides for the City to enter into “master agreements” to accommodate SWFs. There are circumstances where master agreements will provide benefits to the City and wireless providers.

Environmental Assessment:

The City of Brea has determined that the proposed ordinance is categorically exempt from review under the California Environmental Quality Act (“CEQA”) (California Public Resources Code Section 21000, et seq.), pursuant to State CEQA Regulation 15061(b)(3) (14 Cal. Code Regs. § 15061(b)(3)) covering activities with no possibility of having a significant effect on the environment. In addition, the City of Brea has determined that the ordinance is categorically exempt pursuant to Section 15301 of the CEQA Regulations applicable to minor alterations of existing governmental and/or utility-owned structures.

FISCAL IMPACT/SUMMARY

Since the ordinance provides for the recovery of administrative costs, no significant fiscal impact is anticipated.

Staff recommends that the Urgency Ordinance be adopted and remain in place while the effects of the Order and the determination on the pending litigation are felt in Brea and surrounding cities. Based on those observations and decisions, staff will likely return to the Council with additional regulations and/or refinements to the regulations adopted herein. Staff anticipates that, as experience with these types of facilities grows, it will be possible to further shape the new regulations so as to minimize further the aesthetic impacts of wireless facilities in the PROW.

RESPECTFULLY SUBMITTED:

William Gallardo, City Manager

Prepared by: Michael Ho, P.E., Deputy Director/City Engineer

Concurrence: Tony Olmos, P.E., Director of Public Works

Attachments

FCC Small Wireless Facilities Rules Compliance Guide
Ordinance



THE FCC'S DECLARATORY RULING AND THIRD REPORT AND ORDER ON SMALL WIRELESS FACILITIES DEPLOYMENT: GUIDE FOR IMPLEMENTATION

On September 27, 2018, the FCC released a [Declaratory Ruling and Third Report and Order](#) ("Order") that significantly limits state and local management of small wireless infrastructure deployment and associated fees for use of the rights of way and public property in the rights of way. The Ruling and Order will take effect **January 14, 2019**.¹ We strongly encourage local governments to consider necessary steps to implement the Order prior to its effective date.

To that end, this guide provides a summary of the Order and considerations for local governments in implementing the Order. Due to variations in state law, local authority and existing ordinances (among other things), there will be no "one-size-fits-all" solution for complying with the new rules and statutory interpretations in the Order. As such, this guide is intended to raise issues for municipalities to consider rather than proposing specific solutions. Jurisdictions should consult with legal counsel and appropriate staff to determine what, if any, steps should be taken in response to the Order.

SUMMARY OF THE ORDER

- **Caps all fees** related to small wireless facilities ("SWF") at "a reasonable approximation of the state or local governments' actual and reasonable costs."
 - Caps apply to application/review or similar fees for SWF inside and outside the rights of way ("ROW"); ROW use fees; and fees for use of municipal property in the ROW (not outside the ROW).
 - The following fees are presumed to meet the standard:
 - **Non-Recurring Fees**: \$500, including a single up-front application that includes up to five SWF, with an additional \$100 for each SWF beyond five, or \$1,000 for non-recurring fees for a new pole to support SWF.
 - **Recurring Fees**: \$270 per SWF per year for all recurring fees, including any ROW access fee or fee for attachment to municipally-owned structures in the ROW.
 - Local governments can charge higher fees than those set forth above if they can show the fees are:
 - A reasonable approximation of costs;
 - Those costs themselves are reasonable; and
 - They are non-discriminatory.

¹ As explained below, local governments will have an additional 90 days from the effective date, or until April 15, 2019, to comply with the aesthetic limitations in the Order.

- **Preempts aesthetics requirements** for SWF unless they are (1) reasonable; (2) no more burdensome than those applied to other types of infrastructure deployments; (3) objective; and (4) published in advance.
 - “Reasonable” means “technically feasible and reasonably directed to avoiding or remedying the intangible public harm of unsightly or out-of-character deployments.”
 - “Objective” means “incorporate[s] clearly-defined and ascertainable standards, applied in a principled manner.”
 - Under this standard, requirements that all wireless facilities be deployed underground are preempted, as is any undergrounding requirement that “materially inhibits wireless service.”
 - Implies that minimum spacing requirements likely could not meet this standard.

The Order provides that local governments will have an additional 90 days after the effective date to comply with these limitations, which is April 15, 2019.²

- **Imposes shot clocks** of 60 days for SWF added to existing structures (regardless of whether the structure already supports a SWF) and 90 days for SWF using a new structure.
 - Existing shot clocks for non-SWF deployments remain in place: 90 days for collocation on an existing structure; 150 days for deployment on a new structure.
 - Both the new and existing shot clocks apply to “any approval that a siting authority must issue under applicable law prior to deployment.” This includes zoning approvals and building permits, and may also include license or franchise agreements to access the ROW, leases for use of municipal poles or property in the ROW, electric permits and road closure permits, among others.
 - For SWF, shot clocks are reset, not just tolled, if the siting authority notifies the applicant within 10 days after submission that the application is incomplete. For subsequent determinations of incompleteness, the shot clock would toll—not reset—if the siting authority provides written notice within 10 days that the supplemental submission did not provide the requested information.
 - For non-SWF, shot clocks begin to run when an application is first submitted, and can be paused—not reset—if the siting authority notifies the applicant within 30 days that the application is incomplete. For subsequent determinations of incompleteness, the process is the same as described above for SWF.

² The Order provides 180 days from publication in the Federal Register to comply with the aesthetic requirements, which falls on a weekend and thus the effective date is Monday, April 15, 2019.

- Failure to act within the new SWF shot clock constitutes a presumptive violation of the Communications Act and applicants may seek expedited injunctive relief in court within 30 days of a local government missing a shot clock deadline. There is no “deemed granted” remedy.
- **Defines SWF** as, among other things:
 - Facilities
 - mounted on structures 50 feet or less in height including their antennas; or
 - mounted on structures no more than 10 percent taller than other adjacent structures; or
 - that do not extend existing structures on which they are located to a height of more than 50 feet or by more than 10 percent, whichever is greater.
 - Each antenna associated with the deployment, excluding associated antenna equipment, is no more than 3 cubic feet in volume;
 - All other wireless equipment associated with the structure, including the wireless equipment associated with the antenna and any pre-existing associated equipment on the structure, is no more than 28 cubic feet in volume.
- **Does not grandfather** existing agreements or state small cell bills or other state laws, which may be preempted to the extent they conflict with the Ruling and Order.

CONSIDERATIONS FOR COMPLIANCE WITH THE ORDER³

Effective Date and Legal Review

Multiple parties have filed petitions in federal courts seeking review of the Order. Other parties have asked the FCC to reconsider the Order. Though it may take months or years for the FCC to address reconsideration and/or courts to reach a final decision on the merits, the Order will be effective during this period unless the court issues a stay of the Order. We strongly encourage you to assume the Order will take effect and act accordingly.

However, it is important to consider that the Order may be vacated by the courts or modified by the FCC on reconsideration. You should consider whether and how to preserve the ability to require deployment and receive payment in the manner that would have been enacted or enforced in your community but for the application of the Order. We suggest you consult with your legal counsel on whether and/or how to, for example:

- Reserve the authority to collect any shortfall in fees should the Order be vacated.
 - Should you document the fees that were in place prior to the Order?
 - Should you document the fees that would have been charged but for the Order?

³ As noted above, this guide is intended to raise issues local governments should consider in implementing the Order. This guide does not address specific legal issues, is not intended to, and does not, provide legal advice. We strongly encourage you to work with your legal counsel to ensure compliance with the Order as well as all other applicable laws.

- Are there other means to preserve this authority, such as agreements with applicants/owners or a reservation of rights?
- Reserve the authority to require changes to installed facilities to comply with requirements that are not in compliance with the Order.
 - Should you document the desired installation requirements that are not or may not be allowed under the Order?
 - Should you address this on a case-by-case basis (*e.g.*, with respect to each SWF application) or as a larger policy issue?
 - Are there other means to preserve this authority, such as agreements with applicants/owners or a reservation of rights?
- Preserve existing agreements with SWF providers or restore any provisions of an agreement with SWF providers that are altered due to the Order.

Compliance with Shot Clocks

As noted above, the shot clocks apply to **every authorization** a local government requires for deploying SWFs. It may be very difficult to review and approve all of the required agreements and permits in the time provided in the shot clocks. To better ensure compliance with shot clocks, jurisdictions should consider whether any of the following steps are appropriate and permissible under state and local laws:

- **New/revised ordinances**, resolutions or similar requirements establishing the required agreements, permits, processes, etc. for deploying SWFs.
 - Consider including requirements for SWFs and non-SWFs both inside and outside the ROW; consider necessary changes, if any, to existing wireless siting requirements to address SWFs and/or wireless deployments in the ROW.
 - Specify areas in the jurisdiction in which wireless facilities are permitted and the required levels of approval for each zone; consider that approval processes must be able to be completed within the new shot clock time frames.
 - Consider whether to include collocation requirements or incentives to encourage attachments to existing structures in areas where collocation is preferred.
 - The Order does not address fiber or other wireline facilities that will be needed to serve SWFs. (The Order does address wiring/cabling installed with SWFs to provide power and connect antennas to associated equipment.) Consider whether existing codes, ordinances or other legal requirements apply to fiber installations and/or whether revisions or new provisions are needed to address the potential for new or additional requests to place fiber in the ROW.
 - Consider how to protect public safety.
 - Adopt standards to ensure deployments do not endanger lives or property, interfere with other utility services and infrastructure, or obstruct pedestrian and vehicle access and sight lines. Consider whether certain types of structures cannot be safely used for SWFs due to size, age, construction, etc.
 - Consider insurance, indemnification, bonding and other protections (which may also be included in ROW and attachment agreements).
 - Consider whether there are specific risks related to public employees working on or near SWFs that must be addressed.

- Local governments cannot regulate the placement, construction, and modification of personal wireless service facilities on the basis of the environmental effects of radio frequency emissions to the extent the facilities comply with the FCC's regulations concerning such emissions. Consider requiring compliance with FCC RF regulations. In addition, because the standards have not been updated to address SWFs placed closer to people and homes, consider whether it is appropriate and permissible to expressly require indemnification for RF issues that arise in the future. Consider whether there are issues related to municipal employees working near SWF that should be specifically addressed.
 - See "Standard franchises" and "Aesthetic Standards" for additional considerations.
- **Standard franchises/ROW use agreements/licenses.**
 - The ROW use agreements should be separate from agreements to attach to municipally-owned poles and structures in the ROW (see below).
 - Develop a process for applicants who do not agree to the standard agreements. Should those applications be denied? Will the jurisdiction grant an extension to negotiate? How can a jurisdiction remain non-discriminatory and apply consistent standards if changes to standard agreements are permitted?
 - Include all relevant departments in developing standard agreements.
 - Consider whether to invite industry to provide comments. Consider including third party structure owners in the ROW (e.g., electric utilities) to ensure that the jurisdiction's installation requirements are consistent with the structure owners' requirements.
 - Address liability and public safety issues described above (in the "New/revised ordinance(s)" section).
- **Standard pole/structure attachment agreements** for use of municipally-owned assets in the ROW.
 - Consider amending or adopting Engineering Standards applicable to SWF deployments.
 - Consider different attachment agreements for each type of structure to which a SWF may be attached.
 - Develop a process for applicants who do not agree to the standard agreements. Should those applications be denied? Will the jurisdiction grant an extension to negotiate? How can a jurisdiction remain non-discriminatory and apply consistent standards if changes to standard agreements are permitted?
 - Include all relevant departments in developing standard agreements.
 - Consider whether to invite industry to provide comments.
 - Consider whether there are issues related to municipal employees working near SWF that should be specifically addressed, such as RF emissions.
- **Application forms.**
 - Consider what information and approvals must be submitted with the application. For example, should you require the application to include a completed historic/environmental review where such review is required? If the SWF will be attached to a third-party structure in the ROW, should the property owner's approval to use that specific structure be submitted with the application? What other information must be submitted in order to ensure a complete application?

- Consider requiring applicants to declare the type of deployment (including size) and applicable rules they consider the application to fall under. For example, is the deployment a modification under Section 6409(a) rules? Is it a collocation on an existing structure subject to the new shot clock in the Order? Does the facility in the application meet the definition of SWF from the Order? Consider whether there are different definitions of SWF in the local code or state law and, if so, how that may impact the treatment of the application.
- **Develop a process to track shot clock timelines** for each application.
 - Consider how to ensure permits or approvals required from various departments can be done within the required time frame. Does this require a single application that covers all required approvals, and would this allow the jurisdiction to require some approvals to be obtained prior to submitting the application? Should submittals be required to be online?
 - Develop a process to ensure applications are reviewed for completeness within 10 days of submission.
 - Consider how to track approved permits, track start and completion dates for installation, ensure timely inspections, etc.
- **Draft extension agreements** for applicants who voluntarily extend the shot clocks.

Aesthetic Standards

Because the Order requires aesthetic standards to be published in advance, it is important to publish standards as soon as possible, taking into consideration any existing standards that will apply until changes are made. Local governments risk violating 47 U.S.C. § 253(a), as interpreted by the FCC, if they refuse to act on an application until standards are adopted.⁴ Further, it may be difficult to deny an application if there are no standards to apply in the review process, and to enforce standards published after SWF deployments have been approved if the standards are more burdensome than those (if any) applied to the prior deployments.

Considerations with respect to aesthetic requirements include:

- The Order does not require every specification to be published in advance so long as there is sufficient detail to enable applicants to design and propose their deployments in a manner that complies with the standards. However, the Order requires standards to be applied “in a principled manner” and be objective, and thus more detail may reduce the likelihood of complaints that specifications do not meet these criteria.
- The aesthetic requirements of the Order do not take effect until April 15, 2019.
 - For jurisdictions with no existing standards applicable to SWFs, we urge you to consider adopting standards as soon as possible to ensure that criteria exist should you receive a SWF application.
 - For jurisdictions with existing standards, consider what revisions, if any, are necessary to comply with the Order. If changes are required, consider whether to make those changes as soon as possible or to retain the preferred standards until April 15th.

⁴ See the “Moratoria” subsection below. Note that the FCC’s interpretation of what violates Section 253(a) is subject to a Petition for Reconsideration and a Petition for Review in the 9th Circuit Court of Appeals.

- Consider adopting a SWF Design Manual that includes approved designs and/or specific design criteria.
 - Are different standards and requirements for different land use zones appropriate?
- Consider how aesthetic requirements apply to accessory equipment, including ground-mounted equipment such as cabinets, consistent with the Order.
- Given the shot clocks, consider what review process is achievable in the limited time frame. Is it appropriate to define situations in which SWFs will be permitted by administrative or other non-discretionary review process without a public hearing provided the applicant meets specified requirements?
- Aesthetic requirements for SWF must be no more burdensome than those applied to other types of infrastructure deployments.
 - The Order does not address how this standard will apply to previously permitted deployments of SWF or other facilities; presumably it will apply only to deployments approved after the April 15th effective date for aesthetic criteria. Consider how to address applications filed prior to the effective date (or prior to any revisions made to comply with the Order's aesthetic requirements) but not yet approved when the rules take effect. Consider when previously approved deployments would have to comply with the new standards (*e.g.*, legal nonconforming use requirements).
 - Consider how aesthetic requirements apply to all infrastructure deployments; this may include municipally-owned facilities that may not be subject to the same review process.
 - Consider how existing franchise agreements, permits, etc. may impact or limit authority to impose new aesthetic requirements and how to address this issue.
- As noted above, consider whether and how to preserve the authority to require removal/replacement/alteration in the event the Order is vacated where SWF installations do not comply with standards that would have been applied had the Order not taken effect.

Fees

- The fees set forth in the Order are “presumptively reasonable,” but you are not required to adopt this fee structure. Any fee that is “a reasonable approximation of the state or local governments’ actual and reasonable costs” is permissible.
- Consider a cost analysis to support existing or proposed fees or other means of documenting that fees meet the standard in the Order.
- Consider existing or future fees that may lead to allegations of a “discriminatory” fee structure relative to SWFs.
- As noted above, consider how to preserve the authority to retroactively collect higher fees should the Order be vacated by the courts.

Existing Agreements

The Order does not expressly preempt existing agreements that may be, in part, inconsistent with the Order. Thus, do not assume that existing agreements are unenforceable. Consider agreements as a whole; reducing the agreed-upon consideration (*i.e.*, ROW or attachment fees) to comply with

the Order may not be appropriate without changes to other provisions of the agreement that were accepted as part of the whole package.

Moratoria

Though not included in the Order, in August the Commission issued a separate Declaratory Ruling holding that “moratoria” on accepting, reviewing and approving applications and permits to place wireless or wireline facilities in the ROW “effectively prohibit” the provision of telecommunications services in violation of federal law. The Declaratory Ruling is subject to a Petition for Reconsideration and Petitions for Review in the 9th Circuit Court of Appeals. However, it is in effect and will remain in effect unless stayed by the 9th Circuit. It is important to understand what the FCC considers a “moratorium” so that local governments avoid inadvertently establishing moratoria in implementing the Order.

The August ruling covers express and *de facto* moratoria. Express moratoria are “state or local statutes, regulations, or other written legal requirements that expressly, by their very terms, prevent or suspend the acceptance, processing, or approval of applications or permits necessary for deploying telecommunications services and/or facilities.” A footnote clarifies that this includes “facilities where such facilities are necessary for the provision of covered services within the scope of [47 U.S.C. § 253].”

De facto moratoria are defined as “state or local actions that are not express moratoria, but that effectively halt or suspend the acceptance, processing, or approval of applications or permits for telecommunications services or facilities in a manner akin to an express moratorium.” The Commission goes on to state, “Situations cross the line into *de facto* moratoria where the delay continues for an unreasonably long or indefinite amount of time such that providers are discouraged from filing applications, or the action or inaction has the effect of preventing carriers from deploying certain types of facilities or technologies.”

Examples of *de facto* moratoria cited by the FCC include “blanket refusals to process applications, refusals to issue permits for a category of structures, frequent and lengthy delays of months or even years in issuing permits and processing applications, and claims that applications cannot be granted until pending local, state, or federal legislation is adopted.”

If an applicant believes a local government has established a moratorium, they may ask the FCC to preempt the legal requirement that creates the express or *de facto* moratorium. The Declaratory Ruling directs the FCC’s Wireline Competition Bureau and the Wireless Telecommunications Bureaus “to review specific petitions and, as necessary, preempt state or local statutes, regulations, or other legal requirements that ... constitute express moratoria or *de facto* moratoria.” Judicial remedies also could be available to an applicant alleging a moratorium.

ORDINANCE NO. 1208

AN URGENCY ORDINANCE OF THE CITY COUNCIL OF THE CITY OF BREA ESTABLISHING REGULATIONS APPLICABLE TO THE LOCATION AND INSTALLATION OF SMALL WIRELESS FACILITIES IN PUBLIC RIGHTS OF WAY, AMENDING TITLE 12 OF THE BREA CITY CODE, AND DECLARING THE URGENCY THEREOF

A. RECITALS:

(i) On September 27, 2018, the Federal Communications Commission (“FCC”) adopted its Declaratory Ruling and Third Report and Order (“Report and Order”) relating to placement of small wireless facilities in public rights-of-way. Unless stayed by court or legislative action, or by further action by the FCC, the Report and Order will take effect on January 14, 2019.

(ii) The Report and Order purports to give providers of wireless services rights to utilize public rights of way and to attach so-called “small wireless facilities” to public infrastructure including infrastructure of the City of Brea, subject to payment of “presumed reasonable”, non-recurring and recurring fees. The ability of local agencies to regulate use of their rights-of-way is substantially limited under the Report and Order.

(iii) Notwithstanding the limitations imposed on local regulation of small wireless facilities in public rights-of-way by the Report and Order, local agencies retain the ability to regulate the aesthetics of small wireless facilities, including location, compatibility with surrounding facilities, spacing, and overall size of the facility, provided the aesthetic requirements are: (i) “reasonable”, i.e., “technically feasible and reasonably directed to avoiding or remedying the intangible public harm of unsightly or out-of-character deployments”; (ii) “objective”, i.e., they “incorporate clearly-defined and ascertainable standards, applied in a principled manner”; are (iii) published in advance. Regulations that do not satisfy the foregoing requirements are likely to be subject to invalidation, as are any other regulations that “materially inhibit wireless service”, (e.g., overly restrictive spacing requirements.)

(iv) Local agencies also retain the ability to regulate small wireless facilities in the public rights-of-way in order to more fully protect the public health and safety, ensure continued quality of telecommunications services, and safeguard the rights of consumers.

(v) It is the intent of the City Council in adopting this urgency Ordinance to supersede regulations of the City that conflict with the Report and Order, and to immediately establish consistent regulations governing deployment of small wireless facilities in the public rights-of-way, in order to more fully protect the public health, safety, and welfare. The City Council declares that it adopts this Ordinance with the understanding that the City expressly reserves all rights to re-enact and/or establish new regulations consistent with State and federal law as it existed prior to adoption of the Report and Order in the event the Report and Order is invalidated, modified, or limited in any way.

ORD. NO. 1208
DATE

B. ORDINANCE:

NOW, THEREFORE, THE CITY COUNCIL OF THE CITY OF BREA ORDAINS AS FOLLOWS:

SECTION 1. A new Chapter 12.28 is hereby added to Title 12 of the Brea City Code to read as follows:

"CHAPTER 12.28: REGULATION OF SMALL WIRELESS FACILITIES IN THE PUBLIC RIGHTS-OF-WAY

"Sections:

- | | |
|-----------|--|
| 12.28.010 | Purpose. |
| 12.28.020 | Definitions. |
| 12.28.030 | Installation requirements for small wireless facilities. |
| 12.28.040 | Permit required. |
| 12.28.050 | Fees. |
| 12.28.060 | Conflicting Code provisions superseded. |

§ 12.28.010 PURPOSE.

The City Council of the City of Brea expressly finds that the installation of small wireless facilities in City rights-of-way requires City regulation, consistent with State and federal law as it currently exists, in order to more fully protect the public health and safety, preserve and protect the City's aesthetic interests, protect City infrastructure and other public facilities, and to provide for the orderly deployment of small wireless facilities in order to ensure the continued quality of telecommunication services to the public.

The City Council further finds that regulations established herein are not intended to, nor shall they be interpreted or applied to:

A. prohibit or effectively prohibit any personal wireless service provider's ability to provide personal wireless services;

B. prohibit or effectively prohibit any personal wireless service provider's ability to provide any interstate or intrastate telecommunications service, subject to any competitively neutral and nondiscriminatory rules or regulations;

C. unreasonably discriminate among providers of functionally equivalent services;

D. deny any request for authorization to place, construct or modify personal wireless service facilities on the basis of environmental effects of radio frequency emissions to the extent that such facilities comply with the Federal Communication Commission's regulations concerning such emissions;

ORD. NO. 1208
DATE

E. prohibit any collocation or modification that the City may not deny under federal or State law; or

F. impose any unfair, unreasonable, discriminatory or arbitrary fees that exceed the reasonable cost to provide the services for which the fee is charged; or

G. otherwise authorize the City to act in conflict with any applicable federal or State law or regulation.

§ 12.28.020 DEFINITIONS.

“Administrative Review” means ministerial review of an application by the City relating to the review and issuance of a permit, including review by the City Engineer to determine whether the issuance of a Permit is in conformity with the applicable provisions of this Chapter.

“Antenna” means communications equipment that transmits and/or receives electromagnetic radio frequency signals used in the provision of Wireless Services. This definition does not apply to broadcast antennas, antennas designed for amateur radio use, or satellite dishes for residential or household purposes.

“Construction Codes” means California Building, Fire, Electrical, Plumbing, and/or Mechanical Codes adopted by the City.

“Applicant” means any person who submits an application under this Chapter.

“Application” means a written request, on a form provided by the City, for a SWF permit.

“City” means the City of Brea.

“Collocate” means to install or mount a SWF in the PROW on infrastructure, or an existing support structure, an existing tower, utility-owned structure, or on an existing pole to which another SWF is attached at the time of the application. “Collocation” has a corresponding meaning.

“Communications Facility” means, collectively, the equipment at a fixed location or locations within the PROW that enables communications services, including: (i) radio transceivers, antennas, coaxial, fiber-optic or other cabling, power supply (including backup battery), and comparable equipment, regardless of technological configuration; and (ii) all other equipment associated with any of the foregoing. A communications facility does not include the pole, tower or support structure to which the equipment is attached.

“Communications Service” means telecommunications service, as defined in 47 U.S.C. §153(53), including wireless broadband internet service.

ORD. NO. 1208
DATE

“Communications Service Provider” or “Provider” means a provider of communications services.

“Discretionary Review” means review of an application by the City relating to the review and issuance of a permit that is other than an administrative review.

“FCC” means the Federal Communications Commission.

“Infrastructure” means any City-owned or operated facility, equipment, pole, pipe, cabinet, or other structure located in the PROW.

“Laws” means, collectively, any and all Federal, State, or local laws, statutes, common law, codes, construction codes, rules, regulations, orders, and/or ordinances.

“Master Agreement” means an agreement between the City and a permittee authorizing the installation and maintenance of one or more SWFs.

“Permit” means a written authorization (in electronic or hard copy format) to install a SWF at a specified location(s) in the PROW. A permit may also consist of a master agreement between the applicant and City to install and maintain one or more SWFs in the PROW.

“Permittee” means an applicant that has received a permit under this Chapter.

“Person” means an individual, corporation, limited liability company, partnership, association, trust, or other entity or organization, including a governmental entity.

“Pole” means a legally constructed City or utility owned pole, such as a utility, lighting, traffic, or similar pole made of wood, concrete, metal or other material, located or to be located within the PROW. A pole does not include a tower or support structure and does not include a pole or structure that supports electric transmission lines.

“Public Rights-of-Way” or “PROW” means the area on, below, or above property that has been designated for use as or is used for a City-owned or controlled roadway, highway, street, sidewalk, alley or similar purpose. The term does not include a federal interstate highway or other areas that are not within the legal jurisdiction, ownership or control of the City.

“Replace” or “Replacement” means, in connection with an existing pole, support structure or tower, to replace (or the replacement of) same with a new structure, substantially similar in design, size and scale to the existing structure and in conformance with this Chapter and any other applicable City Code provisions, in order to address limitations of the existing structure to structurally support collocation of a Communications Facility.

ORD. NO. 1208
DATE

“Small Wireless Facility” or “SWF” means a wireless facility that meets the following qualifications: (i) each antenna could fit within an enclosure of no more than three (3) cubic feet in volume; (ii) all other wireless equipment associated with the antenna, including the provider’s preexisting equipment, is cumulatively no more than twenty-eight (28) cubic feet in volume; and (iii) the facility is the type of facility otherwise described in 47 C.F.R. § 1.1312(e)(2).

“State” means the State of California.

“Support Structure” means a structure in the PROW other than a pole or a tower to which a wireless facility is attached at the time of the application.

“Tower” means any structure in the PROW built for the sole or primary purpose of supporting a wireless facility. A tower does not include a pole or a support structure.

“Wireless Facility” means the equipment at a fixed location or locations in the PROW that enables wireless services. The term does not include: (i) the support structure, tower or pole on, under, or within which the equipment is located or collocated; or (ii) coaxial, fiber-optic or other cabling that is between communications facilities or poles or that is otherwise not immediately adjacent to or directly associated with a particular antenna. A SWF is one type of wireless facility.

“Wireless Services” means any wireless services using licensed or unlicensed spectrum, whether at a fixed location or mobile, provided to the public.

“Wireless Services Provider” means a person who provides wireless services.

§ 12.28.030 INSTALLATION REQUIREMENTS FOR SMALL WIRELESS FACILITIES.

A. Site Selection.

(1) The preferred location for SWF shall be on existing infrastructure such as utility poles or street lights. The infrastructure selected should be located at alleys, streets and/or near property line prolongations. If the SWF is not able to be placed on existing infrastructure, the applicant shall provide a map of existing infrastructure in the service area and describe why each such site was not feasible.

(2) When existing infrastructure sites have been exhausted or there is no available infrastructure in the proposed location, the City will consider entering into a master agreement with an applicant on mutually, agreeable terms, but which will require that the applicant dedicate new infrastructure such as a street light, on which the SWF can be installed. The installation shall be subject to any of the size, attachment, and other physical restrictions set forth in subsections (1)

ORD. NO. 1208
DATE

and (2), below, as determined necessary by the City Engineer. The City Engineer shall approve all plans and specifications, including the means of providing electrical power.

B. Existing Infrastructure Requirements.

1. Street Light.

(A) The antenna shall be the smallest possible volume but in no case greater than three cubic feet. The antenna must be enclosed in an RF transparent screen unless a whip style antenna is used. Antenna installations will be top of pole mount and shall not increase the height by more than ten percent or ten feet, whichever is greater, over other street lights in the immediate vicinity. The antenna shall be as small as technically possible, and RF screen and/or color treatment shall be utilized if possible to camouflage the installation.

(B) Equipment, other than antennas, shall be mounted as prescribed by the City Engineer in one of the manners described herein.

(i) Equipment shall be mounted in a base shroud of approved design to be retrofitted to an existing light standard. The base shroud shall be coated or painted with an approved color to match the existing pole.

(ii) Equipment shall be mounted directly to the pole a minimum of eight feet above the existing grade and be coated or painted with an approved color to match the existing pole.

(iii) Equipment shall be mounted to the pole in an equipment box a minimum of eight feet above the existing grade. The equipment box shall be coated or painted an approved color to match the existing pole and will be no wider than two times the diameter of the pole at the point it is mounted nor protrude from the surface of the pole by more than eight inches.

(C) The applicant may propose or the City may require that the existing light standard be replaced with a City-approved pole that is manufactured with a base shroud designed to accept wireless equipment and integrated RF screen to accept a wireless antenna.

2. Utility Pole.

A. The antenna shall be the smallest possible volume but in no case greater than three cubic feet and shall be mounted at the top of the pole or on the side of the pole with a bracket. When mounted with a bracket the bracket may extend no more than eighteen inches from the surface of the pole and will be coated or painted to match the existing pole. The antenna must be enclosed in an RF transparent screen unless a whip style antenna is used. The antenna shall be as small as technically possible, and RF screen and/or color treatment shall be utilized if possible to camouflage the installation.

ORD. NO. 1208
DATE

B. Equipment, other than antennas, shall be mounted as prescribed by the Director in one of the manners described.

(i) Equipment shall be mounted directly to the pole a minimum of eight feet above the existing grade and be coated or painted with an approved color to match the existing pole.

(ii) Equipment shall be mounted in an equipment box that is mounted directly to the pole a minimum of eight feet above the existing grade. The equipment or box shall be coated or painted to match the existing pole and will be no wider than the diameter of the pole at the point it is mounted nor protrude from the surface of the pole by more than eight inches.

(C) If the existing utility pole already has more than two existing risers/drops, the pole must be replaced with a metal pole that allows the new cable and wires to be located inside the pole, in conduit. The existing drops will also be relocated inside the new pole and underground entry into the pole through the foundation is required. When the installation will result in two or fewer risers/drops on the pole, the wires and cable may be installed as a riser/drop in conduit painted to match the pole, or as directed by the City.

3. Alternative Infrastructure.

The City Engineer shall be authorized to consider and allow use of other infrastructure not described above and not otherwise prohibited herein, when the City Engineer determines that the proposed alternate infrastructure: (i) is substantially similar in physical characteristics to a preferred structure; and (ii) the visual impact that would be suffered by the public is no greater than the impact if installed on a preferred structure; and (iii) the proposed alternative infrastructure can accommodate the proposed SWF without creating any risk to the public health or safety. Any approved alternate infrastructure shall be subject to all requirements for SWFs set forth in this § 12.28.030.

C. Prohibited locations.

The City Engineer has determined that, in order to ensure protection of the public health and safety, no SWF may be installed or maintained (i) where any hazard to normal traffic flow could occur or exist, such as obscuring of drivers' visibility or sight lines; or (ii) which would result in any obstruction or restriction of pedestrian movement or risk to pedestrian safety; or (iii) which would or could result in violation of any law, including any ADA standard; or (iv) which would or could result in violation of any applicable federal, State, County or local standard including standards of the American Association of State Highway and Transportation Officials.

§ 12.28.040 PERMIT REQUIRED.

A. A SWF permit must be obtained from the City before a SWF may be installed or maintained in the PROW. A standard City of Brea encroachment permit may also be required as a condition of SWF permit approval. A SWF permit is valid for ten (10) years provided. However, to ensure the greatest availability to other applicants of preferred locations for SWFs, installation of each SWF for which the permit is issued shall be completed within one (1) year of issuance. Upon a showing of good cause not based on fault of the permittee, the City Engineer may extend the time to complete the installation under a SWF permit, for an additional six (6) months. Upon a failure of a permittee to complete installation in the required period of time, the permit shall be deemed abandoned and the proposed SWF location shall be made available to other SWF applicants.

In the event that an application is deemed granted by rule of law or court decision, all conditions and design guidelines set forth in this Chapter are still applicable to the installation.

An application for a permit to install a SWF shall be made in writing on such forms as the City Engineer prescribes, and shall comply with the following minimum requirements, in addition to all other information and documentation determined to be necessary by the City Engineer to effectuate the purpose and intent of this section. A review of an application for a SWF that complies in all respects with this Chapter, shall be deemed an administrative review. Any proposed wireless facility not satisfying all requirements of this Chapter for SWFs, or for any kind of facility that is not a SWF, shall be subject to discretionary review.

The application form shall specify the number, size and format of the project plans and application materials to be provided, including, but not limited to, electronic format. The City Engineer may waive certain submittal requirements or require additional information based on specific project factors. Unless an exemption or waiver applies, all applications shall include all of the following and will not be accepted if any submittal material is missing or not fully completed. An application shall not be deemed complete by the City unless all required information, submittals, and documentation has been submitted to the City as follows:

1. Complete Application. A fully completed and executed City application form for the type of approval sought, and all information, materials, fees, attachments, submittals, and proof of insurance specified in the City-approved application form, must be submitted. Where the City determines that it requires expert assistance in evaluating an application, the City may hire a consultant and the fee charged by the consultant shall be reimbursed to the City by the applicant regardless of the outcome of the application.

2. Executed Under Penalty of Perjury. All applications shall be signed under penalty of perjury under the laws of the state of California by an authorized representative of the applicant.

3. Applicant Information. Complete legal name and contact information for the facility owner, facility operator, agent (if any), and property owner (for any collocation facility on any existing SWF), and related letter(s) of authorization if the owner is other than the City.

4. Detailed Description of the SWF. A full written description of the proposed facility, its purpose, and specifications.

a. Fiber only. Applicants seeking to install a SWF shall not seek a ministerial permit to install fiber only and subsequently seek to install antennas and accessory equipment pursuant to a SWF permit. The applications for all installations in the PROW shall simultaneously request fiber installation or other cable installation when applying for a SWF permit.

b. Distributed Antenna System. Applications for a SWF permit for a DAS shall be submitted as a single SWF application for the entire project. Each individual location within the system shall be processed and considered for approval separately. Permitting fees will be applied to each site. Each location will be evaluated and must comply with the all design and development standards as defined by this Chapter.

c. Utility Pole Attachments. For any SWF proposed to be collocated on a pole or structure owned by a public utility such as Southern California Edison, the application shall include written evidence of the utility's approval of applicant's proposed attachment including any and all applicable terms and conditions, and detailed description of the approved SWF. A SWF authorized by law and approved by the utility company for attachment to a utility owned pole or structure, shall be subject to all provisions of this Chapter except to the extent any such provisions are preempted by State or federal law related to utility pole attachments by wireless providers ("Pole Attachment Rules").

5. Inventory. An inventory list and map of the applicant's existing SWFs, including but not limited to collocations, operated by the applicant within two miles of the proposed site ("service area"), and longer range conceptual plans for a period of five years shall also be provided, if available. The inventory list must include specific information as to location, height, and design of each facility. The City may share such information with other applicants seeking to locate SWFs within the service area, in order to encourage collocation.

6. Geographic Service Area. A written description identifying the geographic service area for the subject installation, accompanied by a two-year master plan of anticipated future installations and/or modifications, including maps.

7. Report on Alternatives. A report explaining why the SWF is needed at the requested location, including a written statement explaining the rationale for selecting the proposed site; and how the proposed SWF is the least intrusive means for the applicant to provide wireless service in the proposed

service. Said statement shall include all existing structures and/or alternative sites evaluated for potential installation of the proposed SWF and why said alternatives are not a viable option. If the City has requested that the applicant collocate its SWF on a site, the applicant shall explain why collocation is not feasible, including efforts made to develop such an alternative.

8. SWF Plans. Detailed engineering plans of the proposed of the proposed SWF showing all equipment and antennas, including height, shape, size and nature of construction in accordance with the requirements established by the City Engineer. The plans shall include, but are not limited to, a fully dimensioned diagram of the proposed SWF and antennas, including height, diameter, design, shape, size, structural integrity, power output and frequency, back-up power source (if any), nature of construction, purpose of the facility, and technical engineering specifications, economic and other pertinent factors governing selection of the proposed design, together with evidence that demonstrates that the proposed facility has been designed to the minimum height and diameter required from a technological standpoint for the proposed site. The plans for any new free-standing structure must provide sufficient detail to demonstrate that the structure will be able to accommodate at least one other similar telecommunications provider in addition to the applicant. The plans shall include a diagram showing the separation between the proposed SWF and any existing facility or facilities on the same support structure or site, if collocation is planned. In order to minimize visual impact of equipment boxes, every applicant seeking to collocate with another SWF shall utilize its best efforts to arrange with the existing SWF operator to share equipment enclosures. The collocating wireless provider shall provide a written description of its efforts made to share any equipment enclosure. If unable to achieve a sharing arrangement, the applicant's written description shall clearly state the reasons why.

9. Site Plans. A fully-dimensioned site/landscaping plan that includes, at a minimum, the following information: specific placement of the proposed equipment shelters, antenna(s), and any other SWF on the site; setbacks from adjacent property lines; the location of existing structures, trees, and other significant site features; the type and locations of materials proposed to screen SWF antennas and other components; the proposed materials and color(s) for the SWF, and all other information required by the Director.

10. Photographs and Visual Analysis. Photo-simulations showing views of the proposed SWF from surrounding properties and adjoining PROW at varying distances and angles with a map indicating the locations used for the analysis and their distances from the site.

11. Documentation of Federal and State Compliance. Copies of all applicable licenses, permits and/or other approvals required by the FCC, CPUC, and any other federal, state, and/or local agency with authority to regulate SWFs, and documentation of compliance with all conditions imposed in conjunction with

such licenses or approvals. The required documentation shall include, but is expressly not limited to, the following:

a. Engineering calculations demonstrating that the proposed SWF will comply with all applicable FCC rules, regulations, and/or specifications.

b. Completion of the radio frequency (RF) emissions exposure guidelines checklist contained in Appendix A to the Federal Communications Commission's (FCC) "Local Government Official's Guide to Transmitting Antenna RF Emission Safety", or any successor regulations, to determine whether the SWF will be "categorically excluded", as that term is used by the FCC.

c. For a SWF that is not categorically excluded under the FCC regulations for RF emissions, the applicant shall submit an RF exposure compliance report prepared and certified by an RF engineer acceptable to the City that certifies that the proposed SWF, as well as any SWFs that contribute to the cumulative exposure in the subject area, will comply with applicable federal RF exposure standards, exposure limits and emission levels. The RF report must include the actual frequency and power levels (in watts effective radiated power "ERP") for all existing and proposed antennas at the site and exhibits that show the location and orientation of all transmitting antennas and the boundaries of areas with RF exposures in excess of the uncontrolled/general population limit (as that term is defined by the FCC) and also the boundaries of areas with RF exposures in excess of the controlled/occupational limit (as that term is defined by the FCC). Each such boundary shall be clearly marked and identified for every transmitting antenna at the project site.

12. Any environmental documentation required to obtain such federal and/or state license, permit or other approval.

13 CPUC. A copy of the certificate of public convenience and necessity issued by the California Public Utilities Commission ("CPUC") to the applicant, and a copy of the CPUC decision that authorizes the applicant to provide the wireless telecommunications service for which the facilities are proposed to be constructed in the PROW. Any applicant that, prior to 1996, provided telecommunications service under administratively equivalent documentation issued by the CPUC may submit copies of that documentation in lieu of a certificate of public convenience and necessity.

14. Environmental compliance. A completed environmental assessment and documentation establishing that all applicable environmental mitigation measures imposed by the CPUC, City and any other federal or state environmental determinations (i) have been met, (ii) will be met as part of the proposed SWF, or (iii) are not applicable.

ORD. NO. 1208
DATE

15. Noise Compliance. A statement made under penalty of perjury that the level of noise to be emitted by the proposed SWF will comply with this noise standards contained in this Code.

16. Traffic Control Plan. A traffic control plan when the proposed installation will require use of any active traffic lane on any street.

17. Any other information, studies and/or other documentation determined necessary by the City Engineer.

B. Application of federal “shot clocks”.

Applications shall be processed in compliance with the following federally established timelines:

1. The City shall have: (i) sixty (60) days from the date of receipt of an application for a permit to collocate one or more SWFs on infrastructure, within which to evaluate the application for “completeness”, i.e., to determine whether or not all requirements of this Chapter and this Code relating to the application, its contents and required information and submittals, have been satisfied. The foregoing period shall be ninety (90) days for applications to install one or more SWFs in the PROW involving no collocation, or where SWFs identified in the application will be both collocated and not collocated.

2. Unless otherwise agreed upon in writing by the applicant and City, for an initial application to install one or more SWFs, if the City notifies the applicant on or before the 10th day after submission that the application is materially incomplete, and identifies the missing documents or information and the specific rule or regulation creating the obligation to submit such documents or information, the time for the City to act on the application is tolled, and the shot clock date calculation shall restart at zero on the date on which the applicant submits all the documents and information identified by the City to render the application complete.

3. For any resubmitted application following the City’s notice of deficiency, the time for the City to act on the application shall be tolled for the number of days from:

a. The day after the date when the City notifies the applicant in writing that the applicant’s supplemental submission was not sufficient to render the application complete and identifies the missing documents or information that need to be submitted based on the City’s original request under subsection “B.2”, above, until;

b. The date when the applicant submits all the documents and information identified by the City to render the application complete, provided the notice pursuant to subsection “B.3.a”, above is served on or before the 10th

day after the date when the applicant makes a supplemental submission in response to the City's request under subsection "B.2", above.

4. The "shot clock date" or starting date for a SWF application is determined by counting forward, beginning on the day after the date when the application was submitted, by the number of calendar days of the shot clock period identified in this subsection "B", provided, that if the date calculated in this manner is a local, State, or federal holiday within the City or State ("legal holiday"), the shot clock date is the next business day after such date. The term "business day" means any day the City's administrative offices operate and any day that is not a legal holiday of the City or State.

C. Construction requirements.

Every permitted SWF shall be constructed/installed in strict compliance with the approved plans and specifications, provisions of this Chapter, all laws, and all written policies and direction of the City Engineer related to installation of utilities and/or other physical encroachments into the PROW. All cabling and wiring must be contained in conduit, affixed directly to the face of the pole, for as long as it is technically feasible. No exposed slack or extra cable will be allowed. No visible electrical meters will be allowed. The applicant shall negotiate directly with the electric utility to determine a flat rate for installation. The applicant is responsible for the cost of all electrical usage.

All work shall be done in accordance with latest City of Brea Public Works, State, Caltrans, California Manual on Uniform Traffic Control Devices, Work Area Traffic Control Handbook, County and Federal Standards and Specifications or as otherwise required by the City Engineer. It is the contractor's responsibility to obtain the City of Brea Public Works Standards and Specifications before starting work. Any work done without inspection or not conforming to said standards and specifications shall be subject to removal and replacement in the presence of a City Public Works Inspector.

D. Insurance and Indemnity.

As a condition of approval of every SWF permit, and by accepting such permit, the permittee, to the fullest extent permitted by law, agrees to and shall indemnify, defend and pay reasonable attorneys' fees and costs, and hold the City of Brea, its elected officials, officers, employees, attorneys, contractors, agents, and volunteers harmless, with respect to any and all claims, liabilities, and legal actions, allegedly or actually arising out of or related to, the acts and/or omissions of the applicant, its owners, officers, employees, contractors, agents, and any other person or entity acting on behalf of the applicant, in the exercise of rights and/or performance of obligations, in connection with any SWF or other permit issued to the applicant pursuant to this Chapter.

Prior to entering any PROW pursuant to a SWF permit, the permittee shall procure, provide satisfactory evidence of, and maintain commercial general auto liability, and workers compensation insurance in such form and with such limits as required by the City's risk manager or otherwise as required as a condition of the issuance of a City encroachment permit. Unless approved in writing by the City risk manager, self-insurance shall not be deemed to satisfy the requirements of this Chapter.

E. Written Policy and Guidelines.

Due to rapidly changing technology and regulatory requirements, the City Council authorizes the City Engineer to publish a Wireless Application Policy and Guidelines to serve as further regulatory guidance and clarification. The Policy and Guidelines may be updated at the discretion of the City Engineer to adjust for new technologies and regulations, and compliance therewith is a condition of approval in every SWF permit.

F. Abandonment.

Whenever a wireless permittee intends to abandon a wireless facility, including any SWF, the permittee must notify the City Engineer in writing of its planned abandonment. A wireless facility including SWF shall be removed within ninety days of abandonment with attainment of all required permits. Any wireless facility not in use for a period of six months shall be considered abandoned and shall be removed pursuant to this Chapter.

G. Administrative Variance. An administrative variance from the strict locational or physical requirements of § 12.28.030 or § 12.28.040 may be granted by the City Engineer in his or her discretion, when it is shown to the City Engineer's satisfaction based on substantial evidence that, because of special, unique circumstances applicable to the proposed location, the strict application of the requirements of the Section would deprive the applicant of privileges enjoyed by other permittees in the vicinity operating a similar SWF. Any administrative variance granted shall be subject to such conditions as will assure that the adjustment thereby authorized shall not constitute a grant of special privileges inconsistent with the limitations upon other wireless providers seeking to locate any SWF in the area where such property is situated.

§ 12.28.050 FEES

Each applicant/permittee shall pay one-time and recurring fees, per each SWF, in amounts (i) not less than those amounts deemed presumptively reasonable under then-in effect federal law or regulations; or (ii) established by the City by resolution as a reasonable, non-discriminatory approximation of the City's costs; or (iii) agreed upon by the City and a permittee in a master agreement.

§ 12.28.060 CONFLICTING CODE PROVISIONS SUPERSEDED

ORD. NO. 1208
DATE

The provisions of this Chapter shall govern and supersede any conflicting provisions of the Brea City Code with respect to the permitting and regulation of SWFs in PROW."

SECTION 2. The City of Brea has determined that the adoption of this Ordinance is exempt from review under the California Environmental Quality Act ("CEQA") (California Public Resources Code Section 21000, et seq.), pursuant to State CEQA Regulation §15061(b)(3) (14 Cal. Code Regs. § 15061(b)(3)) covering activities with no possibility of having a significant effect on the environment. In addition, the City of Brea has determined that the ordinance is categorically exempt pursuant to Section 15301 of the CEQA Regulations applicable to minor alterations of existing governmental and/or utility-owned structures.

SECTION 3. The City Council declares that it is adopting this Ordinance in order to more fully protect and preserve the public health and safety with respect to City rights-of-way in light of the adoption of the Report and Order. Notice is hereby given to any and all wireless providers obtaining a permit pursuant to the Brea City Code Chapter adopted herein, that the City expressly reserves any and all rights it possessed prior to the adoption of the Report and Order concerning its authority to regulate its public rights-of-way. In the event the Report and Order is invalidated, modified, or limited in any way, the City Council reserves the right, subject to reasonable notice and due process, to modify the terms and conditions applicable to any permit issued hereunder including, but not limited to, the term, fees charged, and scope of any future wireless deployments within the City's rights-of-way.

SECTION 4. Severability. If any sections, subsections, sentence, clause, or phrase of the Chapter adopted by this Ordinance is for any reason held to be invalid or unconstitutional by the decision or legislation of any court of competent jurisdiction, or by reason of preemptive legislation, such decision or legislation shall not affect the validity of the remaining portions of the Chapter. The City Council declares that it would have passed this Ordinance, and each section, subsection, sentence, clause and phrase thereof, irrespective of the fact that one or more of the sections, subsections, sentences, clauses, or phrases thereof is declared invalid or unconstitutional.

SECTION 5. Urgency. City Council finds that, as a result of the regulations adopted by the Federal Communications Commission effective as of January 14, 2019, as more fully described in the Recitals to this Ordinance, some City regulations governing third party use of its public rights-of-way will be invalidated which will result in an absence of standards designed to protect the public. Therefore, unless this Ordinance is effective and its regulations are immediately put in place, the public health, safety and welfare will be at risk. Therefore the immediate preservation of the public health, safety and welfare requires that this Ordinance be enacted as an urgency ordinance pursuant to Government Code Section 65937(b) and take effect immediately upon adoption, and its urgency is hereby declared.

SECTION 6. The City Clerk shall certify to the adoption of this Ordinance.

ORD. NO. 1208
DATE

APPROVED AND ADOPTED this ____ day of _____, 2019.

Christine Marick, Mayor

ATTEST: _____
Lillian Harris-Neal, City Clerk

I, Lillian Harris-Neal, City Clerk of the City of Brea, do hereby certify that the foregoing Ordinance was introduced at a regular meeting of the City Council of the City of Brea held on the ____ day of _____, 2019, and was finally passed at a regular meeting of the City Council of the City of Brea held on the ____ day of _____, 2019, by the following vote:

AYES: COUNCIL MEMBERS:

NOES: COUNCIL MEMBERS:

ABSENT: COUNCIL MEMBERS:

ABSTAINED: COUNCIL MEMBERS:

DATED: _____

Lillian Harris-Neal, City Clerk

ORD. NO. 1208
DATE

City of Brea

COUNCIL COMMUNICATION

TO: Honorable Mayor and City Council Members
FROM: Bill Gallardo, City Manager
DATE: 01/15/2019
SUBJECT: Street Sweeping Enforcement

RECOMMENDATION

Receive report and provide direction.

BACKGROUND/DISCUSSION

The City of Brea has been sweeping City streets for over 50 years. The streets are currently swept once per week by in-house staff and the City has parking control officers that follow the sweepers to enforce parking restrictions during street sweeping days. Between 2016 and 2018, City Council considered the possibility of contracting out the street sweeping services and expressed some concerns regarding the street sweeping enforcement program. On December 4, 2018, City Council directed staff to retain the street sweeping services in-house for a period of one year and reduce the sweeping frequency from sweeping every week to sweeping twice per month. City Council also decided to defer the discussion regarding street sweeping enforcement to this meeting.

For this item, staff will be presenting the attached powerpoint. The powerpoint discusses the following topics pertinent to the subject matter:

- Background
- Implementation Schedule for New Street Sweeping Program
- Street Sweeping Enforcement Program
- Parking Enforcement Areas of Concern
- Street Sweeping Parking Exemptions
- Community Feedback regarding Street Sweeping

For reference, please find attached copy of a community opinion survey conducted in 2011 that specifically addressed street sweeping parking restrictions. Also attached is a copy of the Street Sweeping Parking Exemption Permit Application.

FISCAL IMPACT/SUMMARY

Prior City Council action to reduce street sweeping frequency is expected to reduce street sweeping enforcement revenue over expenditures by a net of approximately \$37,000. Any additional fiscal impact is dependent on any further City Council direction.

RESPECTFULLY SUBMITTED:

William Gallardo, City Manager

Prepared by: Tony Olmos, Public Works Director & John Burks, Police Captain

Attachments

Attachment 1 - PowerPoint Presentation

Attachment 2 - Street Sweeping Opinion Survey

Attachment 3 - Street Sweeping Parking Exemption Permit Application

Attachment 1

Street Sweeping Enforcement

City of Brea
City Council Meeting
January 15, 2019

Background

- City has been street sweeping weekly for over 50 years
- Sweeping keeps streets clean
- Sweeping assists in compliance with federally mandated National Pollutant Discharge Elimination (NPDES) Program

Background (Cont.)

- Currently, 2 full-time Street Sweeping Operators sweep 1X/ week
- From 2016 to 2018, City Council considered contracting street sweeping
- On December 4th, City Council directed staff to keep sweeping in-house and reduce frequency to 2X/month (1 year)

New Street Sweeping Program

- Finalizing any new route modifications
 - Make adjustments to neighborhood with limited driveway space
- Install new signage in February 2019
 - 1st & 3rd week sweeping
 - 2nd & 4th week sweeping
- Begin sweeping 2X/month in March 2019

New Street Sweeping Program (Cont.)

- Notification to all residents at late January / early February explaining changes
- No enforcement citations for 1st month
 - Monitor for first 2 weeks
 - Warning citations (no fee) for last 2 weeks

Enforcement Program

- Began enforcement in July 2009
- Parking Control Officer follows sweeper (2 each)
- Annual Cost: \$100,400
 - PCO's (2 X \$43,100), Vehicles (2X 7,100)
- Currently issue approximately 4,900 citations per year (17/18 higher at 6,700)
- 400 +/- citations per month, 100 +/- per week

Enforcement Program (Cont.)

- 10,500 single family detached/attached residents in Brea currently swept weekly
- Current enforcement cites less than 0.009% per week
- Enforcement revenue (3 year average): \$176,000
- Street sweeping frequency change: Net reduction in revenues over expenditures of \$37,000 +/-

Parking Violations Areas of Concern

- Higher than normal citation volume areas:
 - Country Hills Apartments
 - S/O Imperial, East and West of Brea Blvd.
 - Blackstone
 - Canyon Country
 - Sonora High School
 - Founders Park
 - Redwood/Laurel/Poplar Apartments

Street Sweeping Parking Exemptions

- Implemented at time of enforcement program
- Parking Exemption Permit
 - \$20 fee per year
 - Applicant must reside at residence
 - Park within 100' of address
 - On-site parking availability is assessed
 - Offsite parking must be available
 - Issue approximately 12 per year
 - Appeal to Traffic Committee

Prior Community Feedback

- In 2011, True North Research conducted a Community Opinion Survey
- Included 2 questions regarding street sweeping parking restrictions
 - 76% residents were in support to keep streets clean
 - Increased to 80% support when mentioned that street sweeping would help keep trash out of waterways, ocean, and beaches

Conclusion/Summary

- One-year trial period of 2x Month Sweeping
- Areas previously identified with limited driveways will be addressed
- Advanced communication and notice to the community to adjust to new schedule
- Street Sweeping parking exemptions for hardships allowed
- Enforcement necessary to maintain clean streets given 2x sweeping frequency and compliance with Federal NPDES requirements
- Staff will come back in a year with program status report

Discussion

Attachment 2

COMMUNITY OPINION SURVEY ON STREET SWEEPING

In 2011, True North Research, Inc. (True North) prepared a Community Opinion Survey Research Report¹ (Report) for the City of Brea. A total of 400 randomly selected registered voters participated in the survey, and True North calculated a 95% confidence level that the results found in the survey are within a 4.86% margin of error of what would have been found had all registered voters in the City been surveyed. The Report identifies the level of resident satisfaction on a variety of City topics, including the City's enforcement of restricted parking to allow for street sweeping. Overall, the Report indicates a large majority of Brea residents support the City's policy of restricting parking one day per week for street sweeping.

A number of questions were posed to the individuals surveyed. Shown below, Questions 25 and 26 from the Report pertain to restricted parking to allow for street sweeping:

Question 25 was designed to understand whether or not respondents support or oppose the City's policy of restricting parking one day per week for street sweeping based on the information they knew prior to the survey.

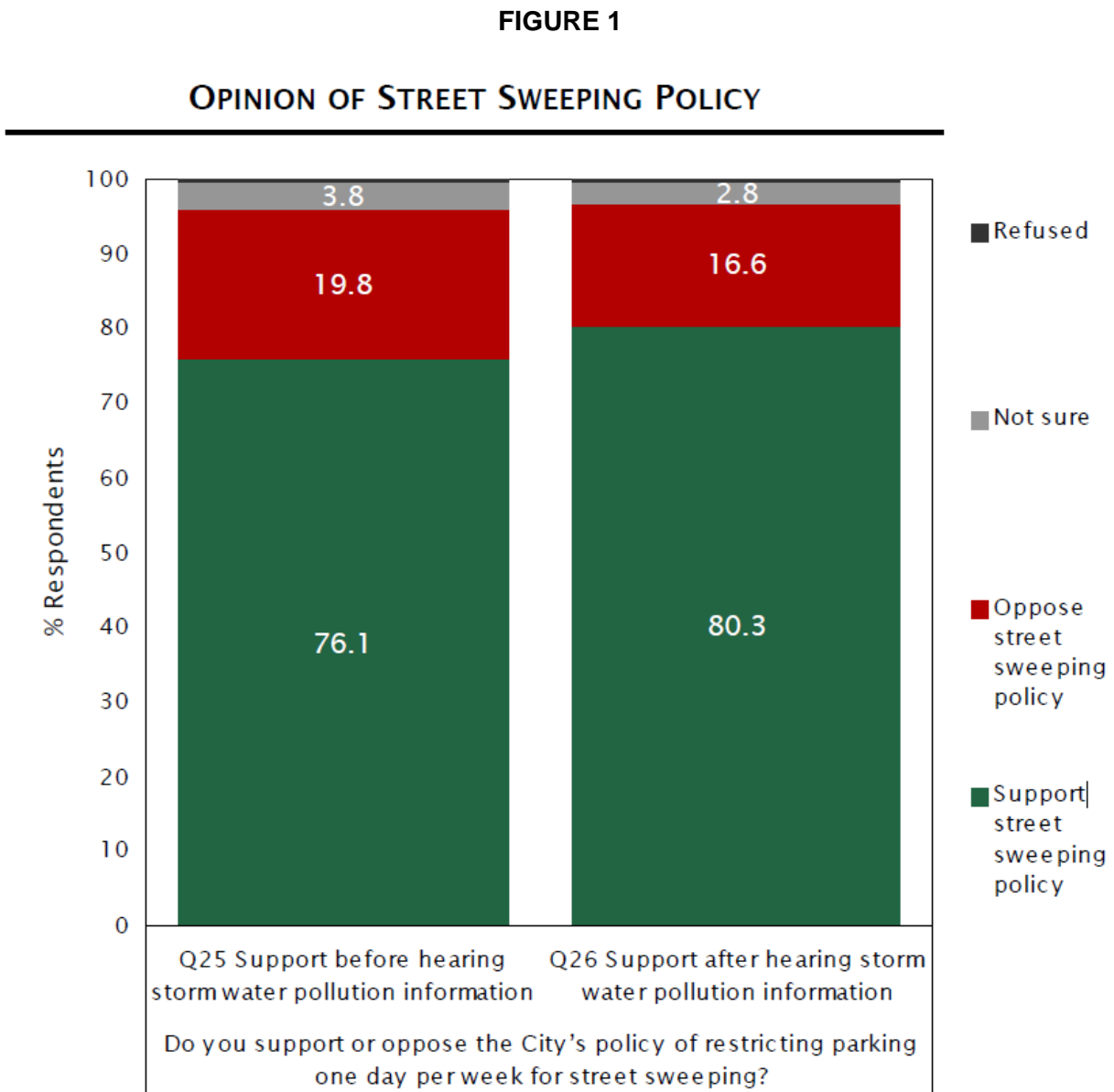
Question 25	<i>The City of Brea provides street-sweeping services in residential and commercial areas of the City on a weekly basis to remove trash and pollution that collects in the streets and gutters. To keep parked vehicles from blocking street sweeper's access to streets and gutters, the City prohibits parking on streets one day per week for several hours. In general, do you support or oppose the City's policy of restricting parking one day per week for street sweeping?</i>
Result	More than three quarters (76%) of Brea residents indicated that they support the City's policy of restricting parking one day per week for street sweeping purposes, whereas 20% indicate that they oppose the policy and 4% were unsure.

Question 26 informed the respondents of the connection between street sweeping and storm water pollution, indicating that street sweeping is one of the best ways to reduce storm water pollution. This information was added to demonstrate the benefit of street sweeping to the respondent in order to see if their response had any changes after knowing this research.

Question 26	<i>Studies have shown that street sweeping is one of the best ways to reduce storm water pollution that winds up in our waterways, the ocean, and our beaches. Knowing this, do you support or oppose the City's policy of restricting parking one day per week for street sweeping?</i>
Result	Upon being informed that studies show that street sweeping is one of the best ways to reduce storm water pollution, support for restricted parking increased slightly to 80%, with 17% opposed and 3% unsure.

¹ (True North Research, Community Opinion Survey Research Report, 2011, pp. 46-48)

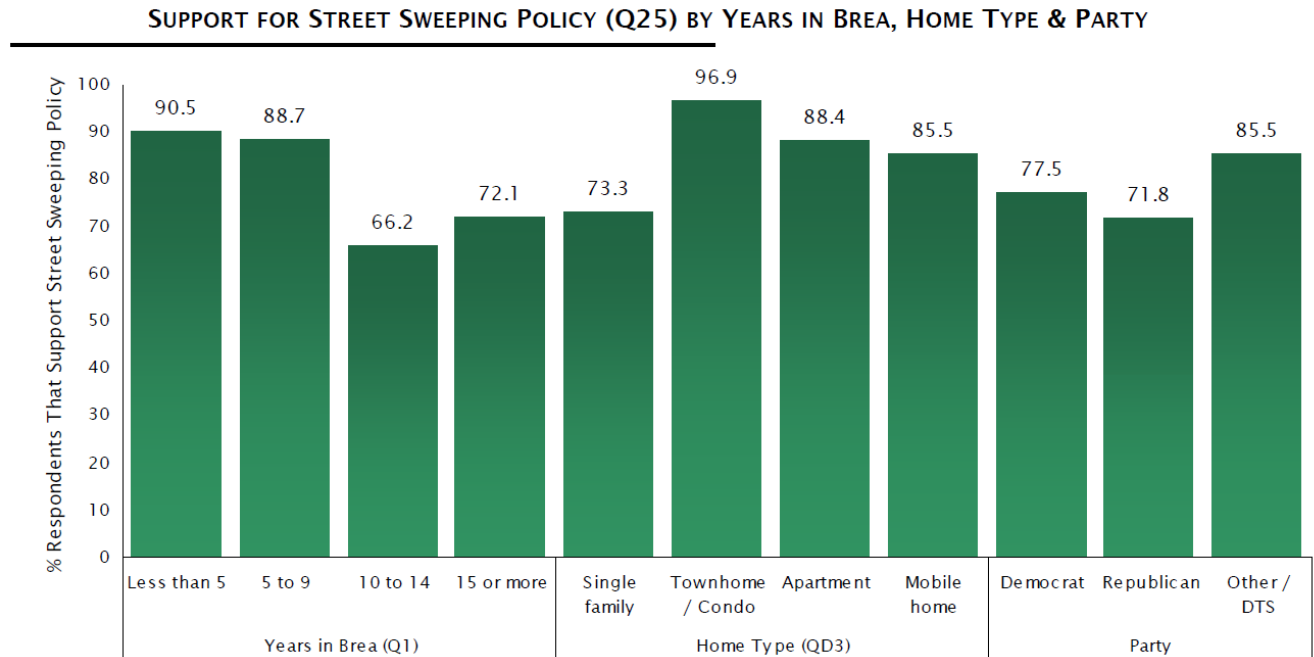
Figure 1² shows the results from Question 25 and Question 26 from the Report.



² (True North Research, Community Opinion Survey Research Report, 2011, p. 46)

Figure 2³ shows the results of Question 25 broken into demographics of respondents based on years in Brea, home type, and political party.

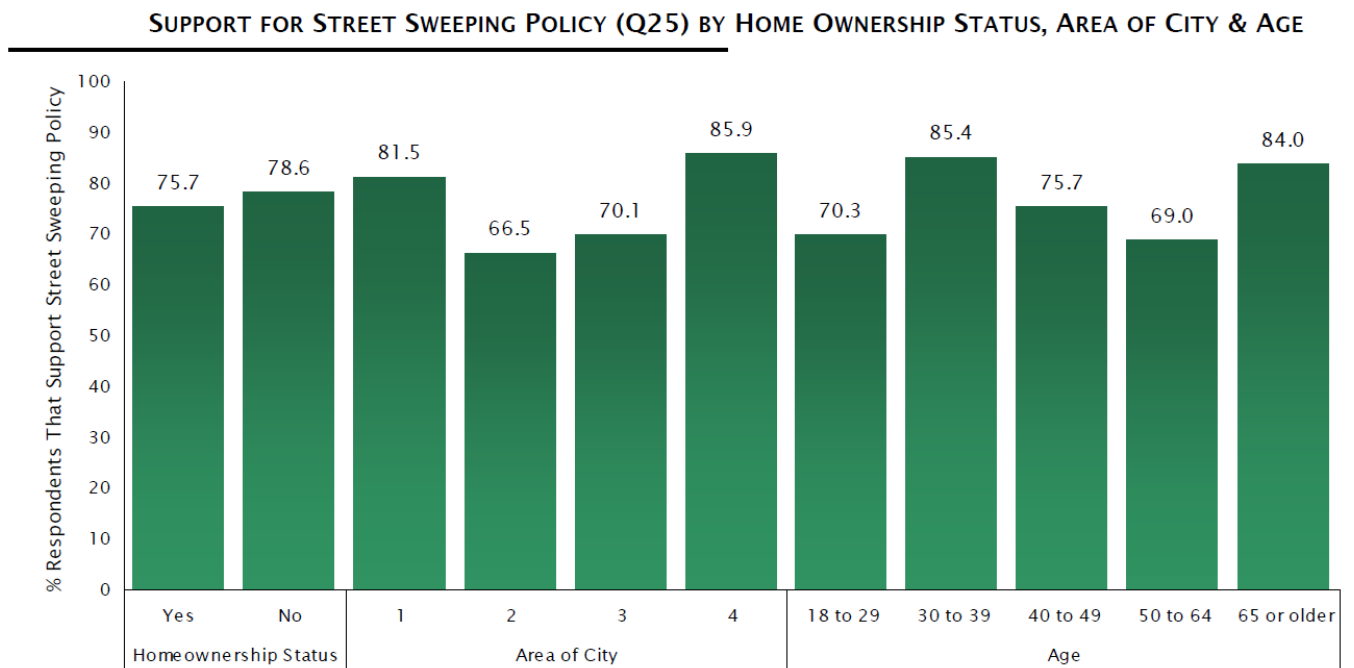
FIGURE 2



³ (True North Research, Community Opinion Survey Research Report, 2011, p. 47)

Figure 3⁴ shows the results of Question 26 broken into demographics of respondents based on home ownership status, area of City, and age.

FIGURE 3



⁴ (True North Research, Community Opinion Survey Research Report, 2011, p. 48)

Attachment 3

**CITY OF BREA
PUBLIC WORKS
545 N. BERRY STREET
BREA, CA 92821-5732**

- ☐ NEW
☐ RENEWAL
☐ REPLACEMENT
☐ ADDITIONAL

**APPLICATION FOR
STREET SWEEPING
PARKING EXEMPTION
(\$20.00 Fee Per Permit)**

An application for parking exemption(s) is hereby submitted for the following property and vehicles as identified below:

Applicant's
Name _____ Date _____
(Last Name) (First Name)

Applicant's
Address _____ Phone
No. _____

VEHICLES MUST BE REGISTERED TO THIS ADDRESS

Type of building at above address: ☐ single family home ☐ condo. ☐ apt. ☐ other _____

Exemption Request Number of exemptions requested: _____

Number of parking spaces on property
(including garage & driveway) _____

For multiple family rental units only

Manager's
Name _____

Phone No. _____

Below list **ALL** registered motor vehicles that are regularly parked at the exemption address

Vehicle License Number								Year Of Vehicle	Make of Vehicle	Type of Vehicle	Registered at current address? (Yes or No)	CITY USE Vehicle Confirmed ?
1.												
2.												
3.												
4.												
5.												
6.												
7.												
8.												
9.												
10.												

City Use Only

Receipt No. _____ Permit Deposit _____ Permit Number Issued _____ Old Permit Nos. _____

Issued By _____ Date Paid _____

Exemption Permits EXPIRE _____

Denial Date _____ Signature _____ Reason _____

☐ Street parking is located further than 100' from this property.

☐ Adequate off-street parking exists.

If Appealing a Denied Application - Include a copy of this application with your appeal.

Appeal Date _____ Decision _____

* Approval assumes the vehicle is in compliance with all program regulations. **(Application continued on back→)**

Please read the following standards and qualifications carefully and sign at the bottom of the page.

STREET SWEEPING PARKING EXEMPTION PERMIT STANDARDS

1. The street sweeping parking exemption permit(s) must be displayed at all times between the hours of **8 A.M. and 2 PM** when a vehicle is parked in the street.
2. A parking exemption permit(s) shall only be displayed in a vehicle identified as "APPROVED" on the application.
3. The parking exemption permit(s) shall not be used on any approved vehicle when it is more than **100'** from the applicant's residence.
4. The parking exemption permit(s) is not an authorization to violate any association, local, state or federal parking regulations.
5. The parking exemption permit(s) **must be displayed on the inside of the driver's side window**, with the permit facing out to be viewed from outside of the vehicle.
6. The parking exemption permit(s) shall not be displayed on any recreation vehicle, commercial vehicle, boat, camping trailer, utility trailer, special purpose trailer, inoperable vehicle, unregistered vehicle, or out of state registered vehicle.

EXEMPTION PERMIT APPLICATION QUALIFICATIONS

1. The applicant must be of legal age to operate a motor vehicle.
2. The applicant must possess a valid California driver's license.
3. The applicant must have their principal residence within the City of Brea.
4. The applicant must reside at the address for which the permit is being applied.
5. The property must be in compliance with all City codes prior to the application submittal.
6. The property must be zoned for residential use.
7. Properties within special districts must comply with additional requirements established for that district.

STATEMENT OF EXEMPTION PERMIT QUALIFICATION

I, the undersigned, certify that under the provisions of the City of Brea's Street Sweeping Parking Exemption Permit Program, I am entitled to the number of exemption permits requested by this application. I understand the regulations pertaining to the use of a parking exemption permit and I agree to comply with said regulations. Further, I understand that failure to comply with these regulations may result in some form of legal action by the City. Such action may include the revocation of any permits, issuance of parking citations, the filing of a criminal complaint or any combination of these actions.

Applicant's Signature _____

Date _____

QUESTIONS? PLEASE CALL (714) 990-7691

STREET SWEEPING PARKING EXEMPTION APPLICATION

INSTRUCTIONS

These instructions are being provided to assist you in filling out the application form correctly minimizing the processing time required reviewing your request. ***Incomplete or incorrect information will result in significant delays in completing the review process.***

INSTRUCTIONS:

Type of Exemption	Mark the appropriate box indicating whether this is a new exemption, renewal of an existing exemption, or a replacement of a lost or damaged exemption.
Applicant's Name	Name of person requesting exemption.
Date	Date application is submitted for review.
Applicant's Address	Residential address of person requesting permit (permit will be assigned to this address only).
Phone No.	Indicate telephone number where applicant can be reached during the day.
Type of Building	Indicate the type of residential building that is at applicant's address.
Exemption Request	Indicate the number of exemptions the applicant is requesting, the number of parking spaces which exist on site (include all garage, carport, driveway and pad areas which were originally designed as parking areas regardless of their current use) and the number of parking exemptions that have already been issued to the applicant's address.
Manager Name/Phone #	Applicant's who live in multi-unit complexes only, list the manager's name and telephone number.
Vehicle License #	Indicate the license number of each registered vehicle at the applicant's address.
Vehicle Year	Indicate the model year of the vehicle(s) to be exempt.
Vehicle Make	Indicate the manufacturer of the vehicle(s) to be exempt.
Vehicle Model	Indicate the model of the vehicle(s) to be exempt.
Current CA Registration	Indicate with a yes or no whether each vehicle has a current California (CA) registration.
Applicant's Signature/Date	The person applying for the exemption must sign and date the application.

NOTICE:

Applicant assumes responsibility for the accuracy of all information provided on the application and compliance with all parking exemption requirements. Should it be determined that any information is incorrect or the permit requirements are being violated after permit(s) have been issued, the City may suspend or revoke said exemption(s).

Applications, which have not been completely filled out, will be returned to the applicant for completion prior to issuance of any exemption(s).

CITY OF BREA
PUBLIC WORKS DEPARTMENT

**STREET SWEEPING PARKING EXEMPTION PERMIT
APPEAL PROCESS**

The applicant for a street sweeping parking exemption who is denied an exemption may appeal the decision to the City of Brea's Traffic Committee. Any such appeal shall be filed with the Public Works Department, in writing (please include a copy of your denied Parking Exemption Application), within ten (10) business days from the date a written decision is issued by the Permit Officer. Upon the receipt of an appeal in writing, the Public Works Department shall set a hearing before the city's Traffic Committee, which meets on the third Thursday of the month.

HEARING BEFORE CITY OF BREA'S TRAFFIC COMMITTEE

At the time and place set for the appeal hearing before the Traffic Committee, the Traffic Committee shall review the decision of the Permit Officer, and shall afford the appellant a reasonable opportunity to be heard in connection therewith. Upon consideration of the evidence presented to the Traffic Committee at the hearing on the appeal, the Traffic Committee may sustain the action of the Permit Officer, modify the action or reverse the action as a result of information presented at the hearing. The Traffic Committee may continue the hearing on the appeal from time to time, if such continuance is deemed warranted in the Traffic Committee's sole discretion.

Upon conclusion of the appeal hearing, the Traffic Committee shall, within ten (10) days, issue a resolution of findings and determinations with respect to the appeal. The decision of the Traffic Committee shall be the final step in the appeal process.

NOTICE OF TRAFFIC COMMITTEE DETERMINATION

A copy of the determination of the Traffic Committee shall be mailed to the property owner, or other person in control or in charge of the exemption, within five (5) working days of the determination.

Include a copy of the Denied Street Sweeping Parking Exemption Application.

Please note: The following are not considered approved justifications for granting a parking appeal: Inconvenience of moving vehicles due to schedule conflicts, lack of garage space due to non permitted conversion of the garage area for other uses, excess storage, or failure to register vehicle to the Brea address.

City of Brea

COUNCIL COMMUNICATION

TO: Honorable Mayor and City Council Members
FROM: Bill Gallardo, City Manager
DATE: 01/15/2019
SUBJECT: December 18, 2018 City Council Regular Meeting Minutes

RESPECTFULLY SUBMITTED:

William Gallardo, City Manager
Prepared by: Victoria Popescu, Deputy City Clerk
Concurrence: Lillian Harris-Neal, City Clerk

Attachments

Draft Minutes

DRAFT

BREA CITY COUNCIL SUCCESSOR AGENCY TO THE BREA REDEVELOPMENT AGENCY MEETING

MINUTES December 18, 2018

CLOSED SESSION 6:00 p.m. - Executive Conference Room Level Three

CALL TO ORDER / ROLL CALL - COUNCIL

Mayor Parker called the Closed Session to order at 6:00 p.m., all members were present.

Present: Parker, Marick, Hupp, Simonoff, Vargas

1. **Public Comment**
None.

Closed Session may convene to consider matters of purchase / sale of real property (G. C. §54956.8), pending litigation [G.C. §54956.9(d)(1)], potential litigation [G.C. §54956.9(d)(2)(3) or (4)], liability claims (G. C. §54961) or personnel items (G.C. §54957.6). Records not available for public inspection.

2. **Conference with Real Property Negotiator Pursuant to Government Code Section 54956.8.**
Property: Birch Hills Golf Course
City of Brea Negotiators: Bill Gallardo, City Manager and Tony Olmos, Public Works Director
Negotiating [Party/Parties]: Chevron Land and Development
Under Negotiation: Price and Terms
3. **Conference with Legal Counsel Pursuant to Government Code Section 54956.9(d)(1) - Existing Litigation**
Name of Case: City of Brea vs. Olen Pointe Brea Corporation, et al
Case No.: 30-2018-01021477-CU-EI-CJC
4. **Conference with Real Property Negotiator Pursuant to Government Code § 54956.8.**
Property: California Domestic Water Company Common Stock Representing Water Rights Made Available From Present Stockholders of That Company Who Have Been Offered Alternative Water Service by the City of La Habra.
City of Brea Negotiator: Bill Gallardo, City Manager
Negotiating Parties: Unidentified Stockholders
Under Negotiation: Price and Terms of Payment

Mayor Parker adjourned the Closed Session at 6:32 p.m.

STUDY SESSION
6:30 p.m. - Executive Conference Room
Level Three

CALL TO ORDER / ROLL CALL - COUNCIL

Mayor Parker called the Study Session to order at 6:34 p.m., all members were present.

5. Public Comment

None.

6. Clarify Regular Meeting Topics

Mayor Pro Tem Marick sought clarification on Item No. 20, Site Drive Engineering Traffic Survey.

City Manager Gallardo clarified that the speed limit would be reduced by 10 miles per hour.

DISCUSSION ITEM

7. Commission/Committee Member Recruitment Process and Timeline

City Clerk Harris-Neal presented the details of the staff report including open vacancies, recruitment and application process, timeline and interview process.

Councilmember Simonoff inquired as to the start time for the meeting.

City Manager Gallardo indicated the proposed date and time for the meeting.

REPORT

8. Council Member Report

Mayor Parker noted that he and Councilmembers Hupp, Simonoff and Vargas have been appointed to various State committees.

Mayor Pro Tem Marick spoke about the recent Waste Commission meeting she attended.

Councilmember Vargas spoke about the history of Mayor appointments in the City of Brea and provided the Council with a handout.

Mayor Parker adjourned the Study Session at 6:44 p.m.

GENERAL SESSION
7:00 p.m. - Council Chamber
Plaza Level

CALL TO ORDER/ ROLL CALL - COUNCIL

Mayor Parker called the General Session to order at 7:01 p.m., all members were present.

9. Pledge of Allegiance:

Girl Scout Troop 4126 led the Pledge of Allegiance.

10. Invocation:

Kirk Randolph, Southlands Church, delivered the Invocation.

11. Commendation: Fire Chief Wolfgang Knabe Retirement

Mayor Parker presented outgoing Fire Chief Wolfgang Knabe with a commendation recognizing his seven (7) years of service to the City of Brea. Mayor Parker also presented Chief Knabe with a Certificate of Recognition from Assemblyman Phillip Chen's office.

David Asbra, representative from the Office of Senator Ling Ling Chang, presented a Certificate of Recognition to outgoing Fire Chief Knabe.

Heidi Gallegos, CEO, Brea Chamber of Commerce, presented a Certificate of Recognition to outgoing Fire Chief Knabe.

12. Commendation: James L. Markman, City Attorney

Mayor Pro Tem Marick presented City Attorney James L. Markman with a commendation in recognition of his 41 years of service to the City of Brea. Mayor Pro Tem Marick also presented City Attorney Markman with a Certificate of Recognition from Assemblyman Phillip Chen's office.

David Asbra, representative from the Office of Senator Ling Ling Chang, presented a Certificate of Recognition to City Attorney Markman.

Heidi Gallegos, CEO, Brea Chamber of Commerce, presented a Certificate of Recognition to City Attorney Markman.

13. Report - Prior Study Session

City Manager Gallardo provided the Study Session report.

14. Community Announcements

Councilmember Simonoff announced that the Brea Police Department participated in its annual tradition of "Heroes & Helpers," formerly known as Shop with a Cop. Children were treated to breakfast and had the opportunity to go shopping at Target with members of the Brea Police Department. This year, Target provided a grant to help sponsor the event so children could go holiday shopping for themselves and their families.

Councilmember Hupp announced that the Brea Fire Department is still accepting donations for the annual Spark of Love Toy Drive, running until December 24 and anyone may drop off new toys, games, electronics, or sporting equipment to any Brea Fire Department location to support children and teens in need.

Mayor Pro Tem Marick reminded residents to renew their annual City of Brea overnight parking permits for 2019, noting that new permits must be displayed beginning January 1, 2019. Parking permits for 2019 are now available to purchase online and in person at City Hall. Visit *CityofBrea.net* for more info.

Councilmember Vargas noted that in observance of the upcoming Christmas and New Year's holidays, the City of Brea administrative offices will be closed beginning on Monday, December 24 and will reopen on Wednesday, January 2, 2019. He also announced that trash collection and street sweeping services will be delayed by one day from the normal schedule beginning December 26 through the rest of the week; and Christmas tree pick-up will occur from December 26-January 7.

15. Matters from the Audience

Don Schweitzer spoke about Fanning Elementary School.

Raven Faavae spoke about the Heavenly Culture, World Peace, Restoration of Light (HWPL) non-profit organization.

Bev Perry thanked Chief Knabe and City Attorney Markman for their service to the City.

Dwight Manley thanked Chief Knabe, City Attorney Markman and the City Council for their service to the City. He also spoke about the selection of Mayor and Mayor Pro Tem.

Keith Fullington thanked Chief Knabe and the City Attorney. He also spoke about the selection

process for Mayor and Mayor Pro Tem.

Debbie Lewis spoke about the selection of Mayor and Mayor Pro Tem.

Lynn Daucher spoke about the duties and qualifications of the Mayor.

Gary Brittain congratulated the incumbents on their re-election. He also spoke about Councilmember Vargas' qualifications to serve as Mayor Pro Tem.

- 16. Response to Public Inquiries - Mayor / City Manager**
None.

NOVEMBER 6, 2018 GENERAL MUNICIPAL ELECTION RESULTS

17. Results and Certification of the November 6, 2018 General Municipal Election

Motion was made by Council Member Vargas, seconded by Council Member Hupp to adopt Resolution 2018-067 establishing the ballot count and declaring the results of the election.

AYES: Mayor Parker, Mayor Pro Tem Marick, Council Member Hupp, Council Member Simonoff,
Council Member Vargas

Passed

1. Oaths of Office

City Clerk administered the Oaths of Office to newly elected Councilmembers Hupp, Parker and Vargas.

2. Presentation to Outgoing Mayor

Mayor Pro Tem Marick presented a commendation to outgoing Mayor Parker for his service over the past year as Mayor. Mayor Pro Tem Marick also presented Mayor Parker with a Certificate of Recognition from Assemblyman Phillip Chen's office.

David Asbra, representative from the Office of Senator Ling Ling Chang, presented a Certificate of Recognition to Mayor Parker.

Heidi Gallegos, CEO, Brea Chamber of Commerce, presented a Certificate of Recognition to Mayor Parker.

COUNCIL / AGENCY / AUTHORITY/ CORPORATION / COMMISSION REORGANIZATION

18. Election of Mayor/Chair and Introductions

Mayor Parker declared the office of Mayor open for nominations.

Councilmember Vargas made a motion to nominate Mayor Pro Tem Marick for Mayor. Councilmember Simonoff seconded the motion, and the motion passed by the following roll call vote:

AYES: Mayor Marick, Mayor Pro Tem Simonoff, Council Member Hupp, Council Member Parker,
Council Member Vargas

Mayor Marick thanked the Council.

19. Election of Mayor Pro Tem/Vice Chair, Reseating and Introductions

Mayor Marick declared the office of Mayor Pro Tem open for nominations.

Councilmember Parker made a motion to nominate Councilmember Simonoff for the office of Mayor Pro Tem. Councilmember Hupp seconded the motion, and the motion passed by the following roll call vote:

AYES: Mayor Marick, Mayor Pro Tem Simonoff, Council Member Hupp, Council Member Parker, Council Member Vargas

ADMINISTRATIVE ITEM - *This agenda category is for City Council consideration of a wide variety of topics related to the City's operations. Public comments regarding items in this section should be presented during "Matters from the Audience."*

20. Site Drive Engineering and Traffic Survey

Deputy Director of Public Works/City Engineer Ho presented the details of the report including the procedure for establishing speed limits, complaints received regarding speed in the area, engineering and traffic survey results, and staff recommendation.

Councilmember Hupp requested the street pavement be painted with the speed limit.

Motion was made by Council Member Hupp, seconded by Council Member Vargas, to adopt Resolution 2018-068 and Introduce Ordinance 1207 for First Reading by Title Only and Waive Further Reading of the Ordinance Adjusting the Speed Limit on Site Drive From 40 mph to 30 mph.

AYES: Mayor Marick, Mayor Pro Tem Simonoff, Council Member Hupp, Council Member Parker, Council Member Vargas
Passed.

CONSENT CALENDAR - *The City Council/Successor Agency approves all Consent Calendar matters with one motion unless Council/Agency or Staff requests further discussion of a particular item. Items of concern regarding Consent Calendar matters should be presented during "Matters from the Audience."*

CITY COUNCIL - CONSENT

21. December 4, 2018 City Council Regular Meeting Minutes

The City Council approved the December 4, 2018 City Council Regular Meeting Minutes.

22. Consideration of Lease Agreement for Administrative Offices of Ambassador Church at the Civic & Cultural Center

The City Council approved the Five-Year Lease Agreement Between the City of Brea and Ambassador Church with the rental amount increasing on an annual basis.

23. Professional Services Agreement with Juan M. Diaz (JMD)

The City Council approved an agreement with Juan M. Diaz (JMD) in the amount not-to-exceed \$150,000 for engineering services including civil engineering design and plan checking of design plans for capital improvement and development related projects and authorized the City Manager to approve extensions.

24. Approval of Memorandum of Understanding Between the City of Brea and the Brea Management Association (BMA)

The City Council adopted Resolution No. 2018-069 approving the Memorandum Of Understanding (MOU) with the Brea Management Association (BMA).

25. December 14, 2018 City Check Register

The City Council received and filed the report.

Motion was made by Mayor Pro Tem Simonoff, seconded by Council Member Hupp, to approve the City Council Consent Calendar Items 21 - 25.

AYES: Mayor Marick, Mayor Pro Tem Simonoff, Council Member Hupp, Council Member Parker, Council Member Vargas
Passed.

BREA ARTS CORPORATION - CONSENT

26. Brea Arts Corporation Annual Report for Fiscal Year 2017-18

The City Council received and filed the report.

Motion was made by Council Member Parker, seconded by Mayor Pro Tem Simonoff, to approve Brea Arts Corporation Consent Calendar Item No. 26.

AYES: Mayor Marick, Mayor Pro Tem Simonoff, Council Member Hupp, Council Member Parker, Council Member Vargas
Passed.

ADMINISTRATIVE ANNOUNCEMENTS

27. City Manager

City Manager Gallardo thanked Wolfgang Knabe and Jim Markman for their service to the community.

28. City Attorney

None.

COUNCIL ANNOUNCEMENTS

None.

ADJOURNMENT

Mayor Marick adjourned the meeting at 8:11 p.m., in memory of Tatiana Marie-Eva Cecilie Lee, mother of Councilmember Hupp.

Respectfully submitted,

The foregoing minutes are hereby
approved this 15th day of January, 2019.

Lillian Harris-Neal, City Clerk

Christine Marick, Mayor

City of Brea

COUNCIL COMMUNICATION

TO: Honorable Mayor and City Council Members

FROM: Bill Gallardo, City Manager

DATE: 01/15/2019

SUBJECT: Sewer License and Maintenance Agreement with Orange County Sanitation District for Dosing Station Location at 835 South Brea Boulevard.

RECOMMENDATION

Approve Sewer License and Maintenance Agreement with Orange County Sanitation District.

BACKGROUND/DISCUSSION

The Orange County Sanitation District (OCSD) owns and maintains a sewer line in Brea Boulevard in the City of Brea and continues into Fullerton, Anaheim, Garden Grove and terminates at the Fountain Valley treatment plant. This sewer line is called the Euclid Sewer Trunk.

Over the years, OCSD has received odor complaints along the Euclid sewer line. In order to effectively reduce the level of odors and odor complaints in Brea, OCSD proposes a dosing station to chemically treat the sewer effluent. This station will allow non-hazardous alkaline chemicals to be released via tube. This tube will start from the private property sewer lateral, through the City's sewer main and enter into the OCSD Euclid Sewer Trunk.

OCSD has selected the property at 835 South Brea Boulevard to house the station and tank. The property at 835 South Brea Boulevard is zoned Mixed-Use (MU-III) and has multiple structures. One structure is currently used as a physical therapy office and the other is a vacant building. OCSD has worked out a lease with the property owner to house the dosing station and tank in the vacant building.

A Sewer License and Maintenance Agreement between the City and OCSD is needed to document and allow OCSD to access, install and maintain the slip-line within the City sewer main. Refer to Exhibit 'A' for the location of the property and the affected City sewer main.

In accordance with the California Environmental Quality Act (CEQA), OCSD prepared an Environmental Impact Report (EIR) for installing dosing stations throughout the County and was certified in November 2002. Recently, OCSD prepared an addendum to the 2002 EIR to address the additional location at 835 South Brea Boulevard.

FISCAL IMPACT/SUMMARY

The proposed chemical dosing station at 835 S. Brea Boulevard by OCSD will provide a regional benefit by improving the odor control of the sewer trunk system. In order to discharge the non-hazardous chemicals into the OCSD sewer trunk, a slip line will need to be installed through the City-owned sewer main. Hence, a Sewer License and Maintenance Agreement with OCSD is needed to document and allow OCSD to access, install and maintain the slip line in the City sewer main. This agreement has been reviewed and approved as to form by the City Attorney's office. Furthermore, this agreement is being recommended for County Board of Directors' approval during their regularly scheduled meeting on January 23, 2019.

Staff is recommending the approval of Sewer License and Maintenance Agreement with OCSD and there is no fiscal impact from this approval.

RESPECTFULLY SUBMITTED:

William Gallardo, City Manager

Prepared by: Hsing Chao, Associate Engineer

Concurrence: Michael Ho, P.E. City Engineer

Attachments

Exhibit 'A' - Property and City Sewer Main Location Map

Sewer License and Maintenance Agreement

Exhibit 'A'

Property and City Sewer Main Location Map



SEWER LICENSE AND MAINTENANCE AGREEMENT

THIS AGREEMENT is made and entered into as of _____, 20__ (“Effective Date”) between the CITY OF BREA (“City”) and the ORANGE COUNTY SANITATION DISTRICT (“OCSD”). City and OCSD are individually or collectively referred to herein as the “Party” or the “Parties.”

RECITALS

WHEREAS, OCSD is a duly organized County Sanitation District existing pursuant to the County Sanitation District Act, California Health and Safety Code section 4700, et seq., providing for the ownership, operation, and maintenance of wastewater collection, treatment, and disposal facilities within Orange County; and

WHEREAS, Polfit Wellness, Inc. is a California corporation owning certain real property located at 835 South Brea Blvd. in the City of Brea, State of California 92821 (hereinafter, the “Dosing Site”) and depicted on the site map and project area attached hereto as Exhibit “A;” and

WHEREAS, OCSD and Polfit Wellness, Inc. intend to enter into a certain Site Access and License Agreement authorizing OCSD to construct and operate an odor control dosing station (“Dosing Station”) at the Dosing Site as described in Exhibit “B;” and

WHEREAS, City is a municipal corporation that owns, operates, and maintains certain sewer lines located near the Dosing Site (the “City Sewer”) as depicted in Exhibit “B;” and

WHEREAS, OCSD wishes to install and use a flexible conduit with an approximate one-inch diameter (the “Slip Line”) within the City Sewer to ensure that odor control chemicals are applied at a location with sufficient sewer flows; and

WHEREAS, the Slip Line will enter the City Sewer via the lateral drain connecting 835 South Brea Blvd. to the City Sewer and extend approximately three hundred and sixty-three (363) feet along South Brea Blvd. to the manhole opening located at the intersection of Juniper St. and North Brea Blvd. (manhole EUB0990-008015 VCP) as depicted in Exhibit “B;” and

WHEREAS, City desires to assist OCSD in establishing and operating the Dosing Station and Slip Line by allowing OCSD to access, install, and operate the Slip Line within the City Sewer subject to certain terms and conditions as described herein.

NOW, THEREFORE, in consideration of the mutual obligations, representations, and promises contained in this License Agreement, the Parties hereby agree as follows:

1. Grant of License. City hereby grants OCSD, and OCSD hereby accepts, a revocable License to access the City Sewer near the Dosing Site, to install, operate and maintain the Slip Line within the City Sewer, and to transport odor control chemicals through said Slip Line to be deposited in the City Sewer.

2. Cooperation. City hereby agrees to cooperate with OCSD to provide OCSD with access to areas of the City Sewer as reasonably necessary to allow OCSD to install, maintain, and operate the Slip Line, so long as the same does not interfere with City's operation or maintenance of the City Sewer.

3. Term. This Agreement shall remain in full force and effect until January 1, 2028, unless terminated sooner by either Party upon thirty (30) days written notice. Upon expiration of the Initial Term, OCSD shall have the option to extend the Agreement for an additional three (3) years subject to the requirements of this Agreement, including the Parties' right to terminate upon notice.

4. Unreasonable Interference; Prior Notice. In installing and operating the Slip Line and Dosing Station, OCSD shall not interfere with City's operation of the City Sewer. OCSD shall notify City no less than five (5) business days prior to installation of the Slip Line or performance of any maintenance activities on those portions of the Slip Line that are located within the City Sewer. City and its employees and agents shall not interfere with, or obstruct, the Dosing Station or Slip Line except as authorized by OCSD personnel or agents, and City shall not cause, or permit others to cause, any such interference or obstruction.

5. Machinery & Equipment. Subject to approval of the owner of the property upon which the Dosing Station and Site are located, City hereby authorizes OCSD, or OCSD's authorized subcontractors or representatives, to bring onto the Dosing Site such equipment and/or machinery as may be reasonably necessary to install, maintain, or operate the Slip Line, so long as such activity is consistent with the terms and conditions stated herein and does not unreasonably interfere with City's operation of the City Sewer. OCSD agrees that delivery of any and all odor control chemicals to the Dosing Station shall occur only between the hours of 9:00 a.m. and 3:00 p.m., Monday through Friday .

6. Restoring Condition of Property. OCSD agrees: (1) to not interfere with City's operation of the City Sewer resulting from installation, maintenance, or operation of the Dosing Station and Slip Line; (2) to maintain its machinery and/or equipment, hazards and other materials in an orderly manner while they are located on the Dosing Site and within the City Sewer; and (3) immediately, upon termination of this Agreement, to remove from the City Sewer any and all debris, equipment and other materials and items used by OCSD for purposes of operating the Slip Line and Dosing Station. Additionally, OCSD agrees that at the completion of each day that OCSD installs, operates, or maintains the Slip Line or Dosing Station, OCSD shall, to the maximum extent possible, restore the City Sewer to as close to the same condition as it existed at the commencement of that day. Upon termination of this Agreement, OCSD shall, at its sole cost and expense and subject to City's reasonable satisfaction, restore the City Sewer and any impacted City property to as close to the same condition as before OCSD's installation and operation of the Slip Line and Dosing Station. At its sole cost, OCSD shall be responsible for the proper lawful disposal of all chemicals, compounds, and other products and materials used at the Dosing Station and transported via the Slip Line. Attached hereto and incorporated herein as Exhibit "C" is a list of observations from a CCTV inspection of the City Sewer conducted in May 2018 that summarizes the condition of the City Sewer prior to OCSD's use thereof.

7. OCSD's Acceptance As-Is; Release. In entering into this Agreement, OCSD accepts the City Sewer and associated City property in the condition as it now exists and as may hereafter exist, from time to time, during the term of this Agreement, and without any representation or warranties by City as to the condition thereof, and without any duty of City to warn of, or to correct, any conditions thereon or thereunder. Accordingly, OCSD agrees to assume all risks associated with its entry onto City property, including the City Sewer, for the purposes of installing, maintaining, or operating the Slip Line and Dosing Station as described herein. City shall have no liability for any damage whatsoever occurring to the Slip Line or Dosing Station unless caused by the gross negligence or willful misconduct of the City. OCSD hereby fully, and generally, releases City from any and all legal liability as might, but for this release, legally arise from the condition of the City Sewer, surrounding City property, or the subterranean areas adjoining the City Sewer, resulting from or related to OCSD's activities permitted by this Agreement.

8. Preparatory Activities. At its sole cost, OCSD agrees to assume full responsibility for determining the presence, or absence, of subterranean utilities, structures and improvements, prior to conducting subterranean near the City Sewer, and to perform all other relevant preparatory work OCSD deems necessary to install and operate the Dosing Station and Slip Line. OCSD also agrees to provide appropriate notification to, and to obtain all required permits from, all applicable regulatory authorities, including the City, for the installation and operation of the Dosing Station and Slip Line, including, but not limited to, building permits, engineering permits and fire prevention permits prior to commencing any activities contemplated in this Agreement. OCSD shall not commence operations unless and until the Dosing Site and City Sewer have been inspected and approved by the City Engineer or designee.

9. Environmental Compliance. In accordance with the California Environmental Quality Act ("CEQA"), OCSD has prepared and certified a 2002 Supplemental Environmental Impact Report for the Final Effluent Pump Station Annex and Collection System Odor & Corrosion Control Program (SCH No. 1997101065) ("SEIR"), and the 2018 Addendum to the SEIR ("2018 Addendum") to evaluate the environmental effects of the Dosing Station and associated operations. A copy of the 2018 Addendum is attached hereto as Exhibit "D." OCSD agrees to fully satisfy any CEQA requirements associated with the Dosing Station or this Agreement prior to undertaking any activities pursuant to this Agreement. During the term of this Agreement, OCSD shall install, maintain and operate the Dosing Station and Slip Line in accordance with all CEQA requirements, including but not limited to all applicable mitigation measures contained in the SEIR and the 2018 Addendum thereto and all other provisions of applicable federal and state law.

10. CCTV Inspections. OCSD agrees to perform annual CCTV inspections of the Slip Line and those portions of the City Sewer in which the Slip Line is located and share the results of these CCTV inspections with the City.

11. Routine Maintenance; Repairs. OCSD agrees to repair and/or maintain the Slip Line as necessary to prevent or repair any harm to, or interference with, City's operation of the City Sewer. OCSD further agrees to repair and/or maintain those portions of the City Sewer that

are damaged as a result of OCSD's installation, operation, or maintenance of the Slip Line or Dosing Station. Notwithstanding the foregoing, OCSD shall have no responsibility to perform, or contribute to, any repairs or maintenance of the City Sewer that is not caused by OCSD's installation, operation, or maintenance of the Slip Line or Dosing Station.

12. Indemnity. To the maximum extent permitted by law, OCSD hereby agrees to indemnify, defend and pay reasonable defense attorneys' fees and costs, save and hold City, and City's elected officials, agents, officers, employees, and representatives harmless from, and against, all losses, costs, expenses, claims, liabilities, causes of action, stop notices, and damages suffered or incurred by any of them, which may arise from, pertain to, or relate to, any breach of this Agreement, and/or the acts or omissions, recklessness, or willful misconduct of OCSD or OCSD's employees, contractors, agents, or representatives in connection with the exercise of the rights granted herein. OCSD's obligation to indemnify, defend, save and hold harmless shall not apply to the extent that any such losses, costs, expenses, claims, causes of action or damages are caused by the negligence or willful misconduct of City or City's agents, officers, employees, and representatives.

13. Safety and Site Condition. OCSD shall conduct its operations in a safe manner in compliance with all laws, including, but not limited to, environmental laws, and shall cooperate in maintaining the Dosing Station and Slip Line in a safe, clean and orderly condition.

14. Sole Cost of OCSD. OCSD agrees that any work or activities conducted by OCSD on or beneath the Dosing Site or City Sewer in connection with this Agreement shall be at the sole cost and expense of OCSD.

15. Insurance. During the term of this Agreement, OCSD shall require its contractors to maintain insurance with the following minimum coverage:

- (i) Workers Compensation with minimum statutory limits as per the California Labor Code;
- (ii) Automobile Liability in an amount of \$2,000,000 combined single limit (any auto) single limit, or equivalent; and,
- (iii) Commercial General Liability, in an amount of \$2,000,000 per occurrence and \$2,000,000 general aggregate for on-going and completed operations.

The auto and commercial general liability policies shall be endorsed to name the City of Brea, its elected officials, officers, employees, and agents as additional insureds. All required policies shall waive the right of subrogation against the foregoing additional insureds. All required insurers shall be authorized to provide insurance in the State of California and shall have an A.M. Best Guide rating of not less than A:VIII. Each required policy shall provide that it cannot be allowed to expire, canceled or limits of coverage reduced without providing the City of Brea with not less than thirty (30) days prior, written notice, or ten (10) days prior, written notice in the event of cancellation due to non-payment. OCSD shall provide City's City Engineer with all certificates and required endorsements prior to exercising any rights granted hereunder.

16. Limited Access. OCSD agrees that its use of the City Sewer shall be limited to the extent reasonably necessary for the establishment and operation of the Dosing Station and/or for the purposes expressed in this Agreement.

17. Temporary Use. The use and access rights granted herein are intended and shall be construed as a revocable license consisting of the temporary right to access the City Sewer and surrounding City property for the purposes expressed in this Agreement, and shall not grant OCSD an easement or of any other legal or equitable interest in, or to, the City Sewer or any other City property. Except as expressly set forth herein, no other rights are created in OCSD by this Agreement.

18. Attorneys' Fees. If it becomes necessary for any Party to engage the services of legal counsel to institute any civil action to enforce or confirm, or to defend against, or to interpret or construe, any of provision(s) of this Agreement, the prevailing Party shall be entitled to recover from the other Party or Parties therein all of such Party's attorneys' fees, expert witness fees, other expenses and court costs as the prevailing party actually incurs in connection therewith.

19. Binding on Successors. This Agreement shall be binding upon the Parties and their respective successors, representatives, heirs and assignees.

20. No Waiver. It is further understood and agreed that no failure or delay in exercising any right, power or privilege hereunder shall operate as a waiver thereof, nor shall any single or partial exercise thereof preclude any other, or further, exercise thereof, or the exercise of any right, power or privilege hereunder. A waiver of any right by any one of the Parties hereunder must be in writing, and signed by the Party granting the waiver.

21. Assignability and Subcontracting. OCSD shall not assign, or otherwise transfer, or attempt to transfer, to any other person or entity, any of its rights herein stated, and shall not transfer, or attempt to transfer, to any other person or entity, any of the duties or obligations herein stated, without the prior written consent of City, which may be given or withheld in City's sole and absolute discretion, and any attempt to do so shall be void and of no legal force or effect. OCSD shall not subcontract any required performance without first providing the City with the name and address of any and all such contractors, and receipt of City's approval thereof. The City shall be deemed to have approved any such contractors unless the City provides written objection to OCSD within thirty (30) days of receipt of the contractor information

22. Choice of Law and Venue. The terms of this Agreement shall be interpreted and construed according to the laws, regulations and ordinances of the United States of America, the State of California, the County of Orange, and the City of Brea, as they may apply, from time to time. Venue for any legal action arising out of this Agreement shall be the Orange County Superior Court, County of Orange, California.

23. Entire Agreement. This Agreement, together with all referenced exhibits, all of which are incorporated by reference herein, constitutes the entire agreement and understanding between the Parties pertaining to the subject matter addressed herein, and supersedes all prior, or

contemporaneous, agreements and understandings, both written and oral, pertaining to such subject matter. No promise or representation by any Party not expressly set forth herein, shall be binding or have any force or effect.

24. Interpretation. This Agreement will be interpreted according to the fair meaning of its terms and not strictly for or against any Party hereto.

25. Modification. The provisions of this Agreement may only be amended or modified by a written agreement executed by the Parties.

26. Authority. Each person executing this Agreement hereby warrants that he/she has legal authority to bind the Party for whom he/she so executes this Agreement.

27. Severability. If any provision of this Agreement is held by any court of law or equity having proper jurisdiction over the matter to be void, invalid or unenforceable for any reason, the remaining provisions of this Agreement overall shall continue in full force and effect without being impaired or invalidated in any way.

28. Notice. All notices or other documents (collectively “notices”) given hereunder shall be in writing and shall be addressed to the recipient and sent by personal delivery or by overnight delivery service, such as by United States certified mail, postage prepaid, Federal Express, United Parcel, or the like. Unless and until otherwise notified, the address of each of the Parties for the giving of Notices shall be as follows:

If to City:

City of Brea

Attn: Michael Ho, City Engineer

1 Civic Center Circle

Brea, CA 92821

If to OCSD:

Orange County Sanitation District

Attn: Clerk of the Board

10844 Ellis Avenue

Fountain Valley, CA 92708

29. Execution. This Agreement may be executed by the Parties in counterparts, each of which shall be deemed an original and which together shall constitute a single instrument.

IN WITNESS WHEREOF, the parties have executed this Agreement on the date set forth below their respective signatures.

[SIGNATURE PAGE FOLLOWS]

CITY OF BREA

By: _____

Name: _____

Title: _____

Date: _____

ATTEST:

By: _____

Name: _____

Title: _____

Date: _____

APPROVED AS TO FORM:

By: _____

Name: _____

Title: _____

Date: _____

ORANGE COUNTY SANITATION DISTRICT

By: _____

James D. Herberg
OCSD General Manager

Date: _____

ATTEST:

By: _____

Kelly Lore
Clerk of the Board

Date: _____

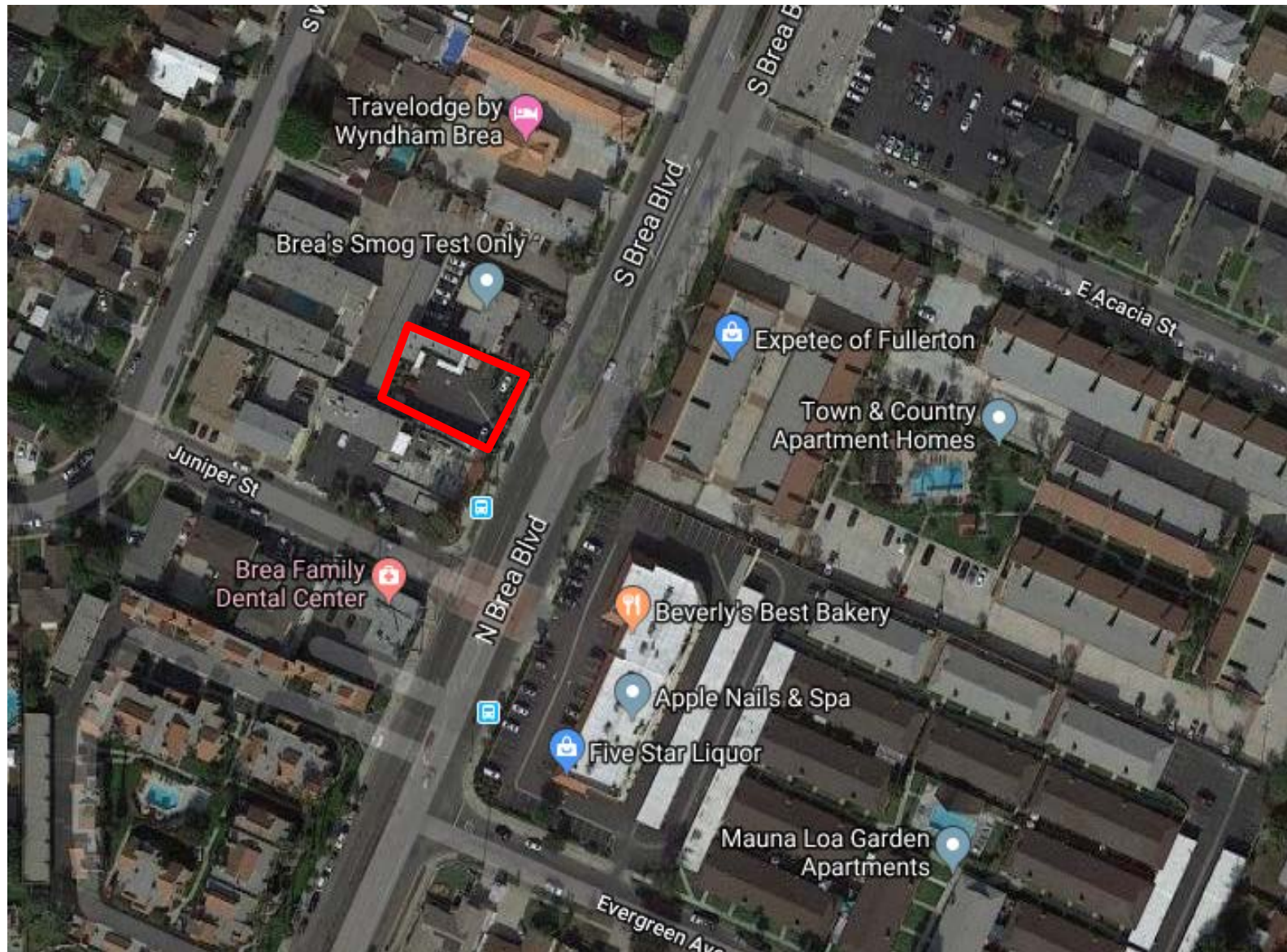
APPROVED AS TO FORM:

By: _____

Bradley R. Hogin
OCSD General Counsel

Date: _____

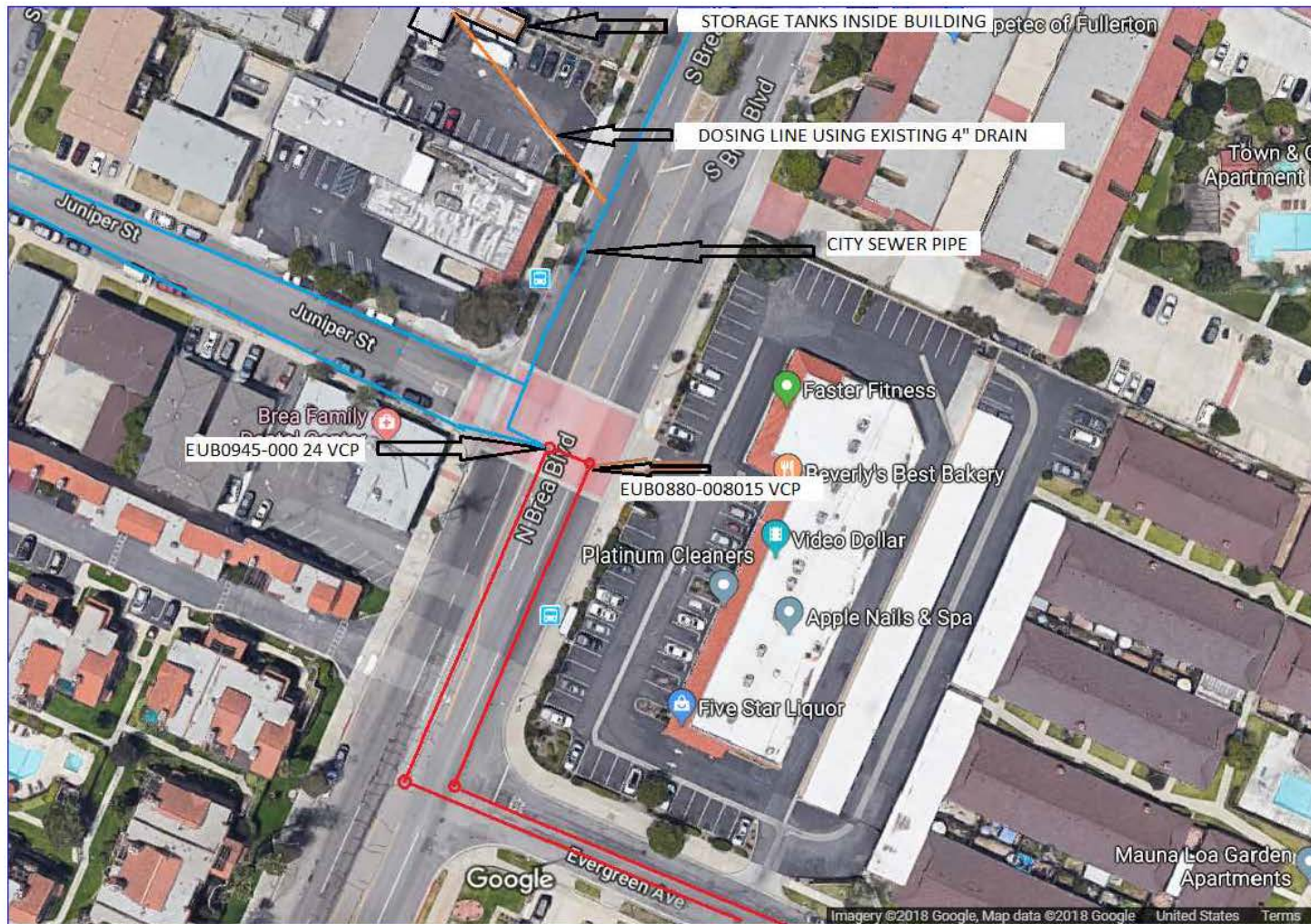
Exhibit “A”





View of 835 South Brea Blvd. from South Brea Blvd.

Exhibit "B"



FIRM NAME AND ADDRESS

HILL BROTHERS CHEMICAL COMPANY
ENGINEERING DEPARTMENT
15017 E. CLARK AVE.
CITY OF INDUSTRY, CA. 91745
PHONE: 1(626) 333-7308

PROJECT NAME AND ADDRESS

THIOGUARD DOSING SYSTEM
925 S BREA BLVD
BREA, CALIFORNIA 92821

DTG: TITLE
03182018OCSD BREA AREAL

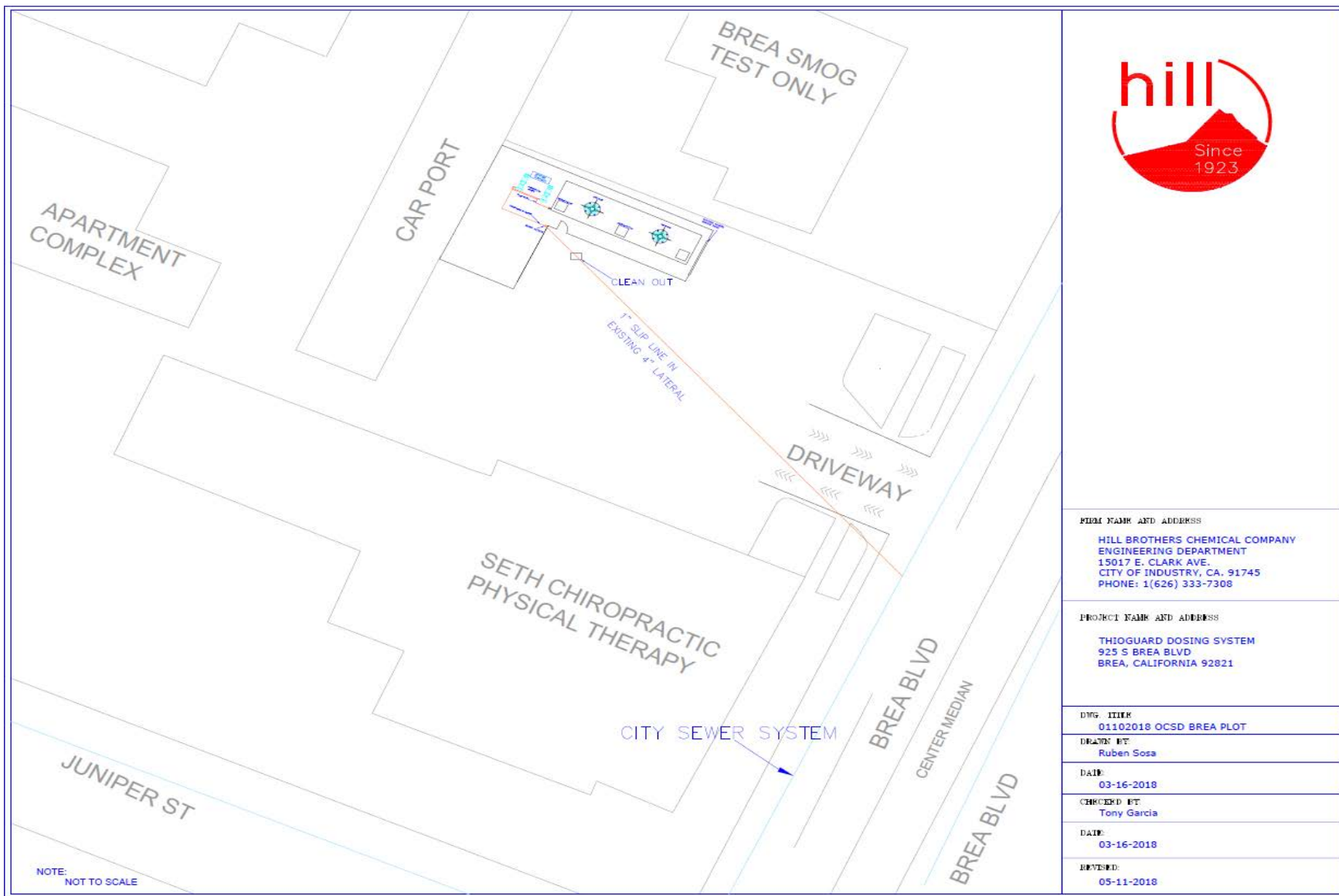
DRAWN BY
Ruben Sosa

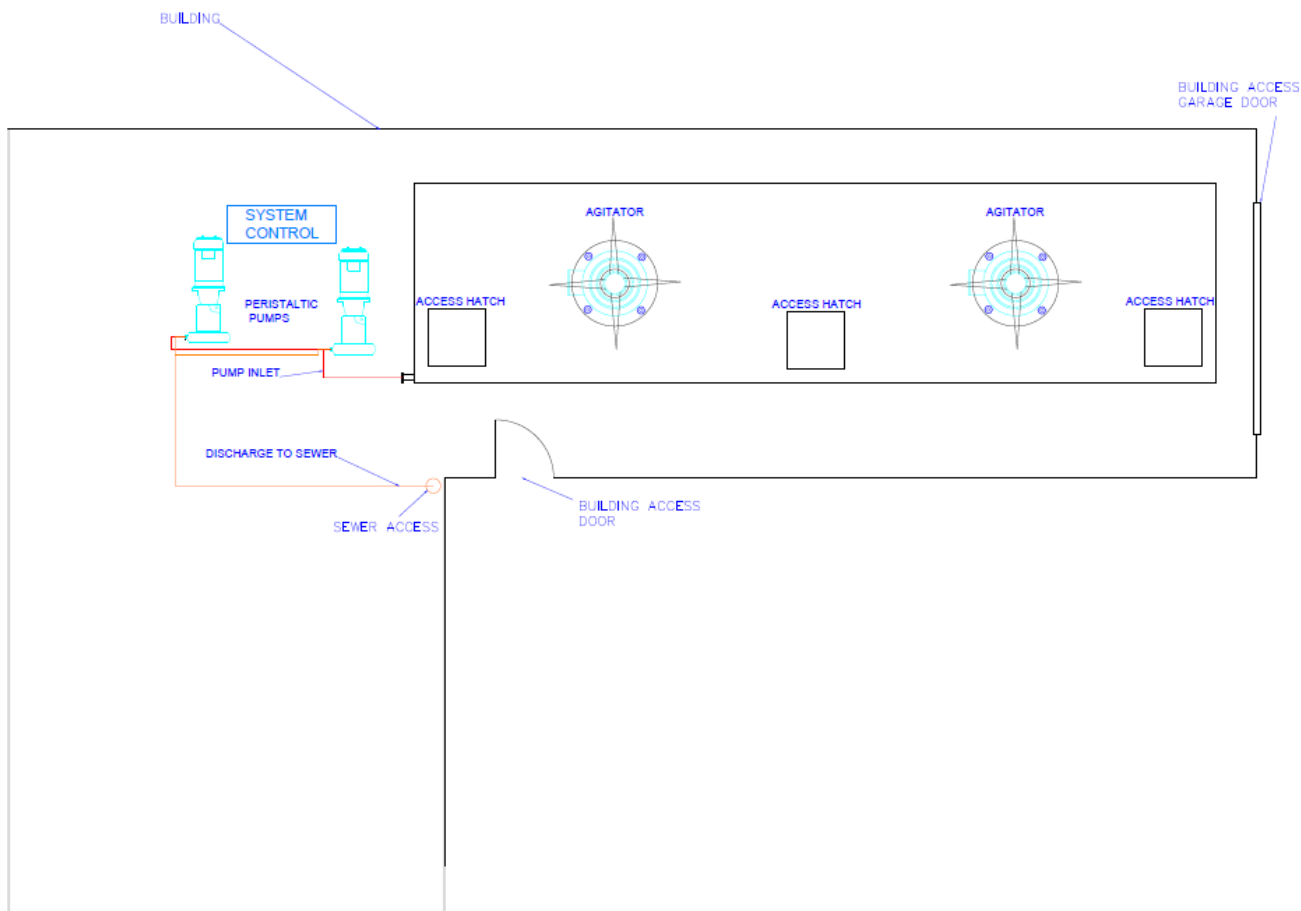
DATE
03-16-2018

CHECKED BY
Tony Garcia

DATE
03-16-2018

REVIEW:





PUMP CONTROL SYSTEM
DUAL 1 HORSE POWER
PERISTALTIC PUMPS

TANKS-6000 CARBON STEEL
EPOXY LINED
HORIZONTAL TANK
20' X 7' X 6.5'

MECHANICAL AGITATOR
WILL BE DESIGNED BASED
ON TANK DESIGN

SECONDARY
CONTAINMENT
30 MIL PE LINER
ATTACHED TO EXISTING
WALLS

NOTE:
NOT TO SCALE

FIRM NAME AND ADDRESS

HILL BROTHERS CHEMICAL COMPANY
ENGINEERING DEPARTMENT
15017 E. CLARK AVE.
CITY OF INDUSTRY, CA. 91745
PHONE: 1(626) 333-7308

PROJECT NAME AND ADDRESS

THIOGUARD DOSING SYSTEM
925 S BREA BLVD
BREA, CALIFORNIA 92821

DWG. TITLE

01102018OCSD BREA DETAIL

DRAWN BY

Ruben Sosa

DATE

01-08-2018

CHECKED BY

Tony Garcia

DATE

01-11-2018

REVISED

05-11-2018

Exhibit "C"

City of Brea
545 N. Berry ST.
Brea, CA 92821
Ph: 1-(714)-990-7691
www.cityofbrea.net



Main Inspections with Flat images

Project Name: Brea, CA		Mainline ID: mh 40-08-mh 40-07		City: brea		Address: 755 brea blvd	
Start date/time: 5/17/2018	Pipe width: 8	Pipe height: 8	Pipe type: Clay	Surface condition: Asphalt	Direction: Downstream	Surveyed footage: 494.4	Weather: Dry
Tape/Media #							

OBSERVATIONS

Footage	Rev.	Length	Clock From	Clock To	Code	Modifiers/Severity	Rating	Comments
5.0	No				START WITH FLOW			
19.6	No				Root-in-Joint	Light		
22.6	No	29.9			Root	Light		
54.9	No		3		Lateral	Live Connection		
100.6	No				Crack	Longitudinal - Narrow		
130.1	No		3		Lateral Connection Problem	nnnection Pipe Damage		
170.4	No		3		Lateral Abandoned - Unsealed			
171.8	No				Crack	Multiple - Narrow		
172.0	No				Joint Offset	Small		
363.7	No		3		Lateral	Live Connection		835 brea blvd Video Time 15:36
433.6	No				Root-in-Joint	Light		
436.9	No				Root-in-Joint	Light		
442.9	No				Root-in-Joint	Light		
449.5	No				Root-in-Joint	Light		
494.3	No				End of Pipe			
494.4	No				STOP			

Main Inspections with Flat images

Thursday, May 17, 2018 9:41 AM

Page 1 of 2

28



Exhibit “D”

ADDENDUM NO. 5 TO THE ORANGE COUNTY SANITATION DISTRICT’S SUPPLEMENTAL ENVIRONMENTAL IMPACT REPORT FOR THE FINAL EFFLUENT PUMP STATION ANNEX AND COLLECTION SYSTEM ODOR & CORROSION CONTROL PROGRAM

STATE CLEARINGHOUSE NO.: 1997101065

LEAD AGENCY: Orange County Sanitation District

DATE: December 5, 2018

PURPOSE OF ADDENDUM:

In November 2002, the Orange County Sanitation District (Sanitation District) Board of Directors certified the Final Supplemental Environmental Impact Report (SEIR) for the Final Effluent Pump Station Annex and Collection System Odor & Corrosion Control Program (SCH No. 1997101065). The SEIR supplemented the Program Environmental Impact Report (PEIR) for the Sanitation District’s 1999 Strategic Plan, which was certified in October 1999. (SCH No. 97101065). The 1999 Strategic Plan called for the Sanitation District to begin testing various equipment and techniques to control odors in the Sanitation District’s service area. This testing and evaluation proved successful and ultimately led the Sanitation District to install several continuous feed systems in certain locations as part of the Odor and Corrosion Control Program (“Odor Control Program”). The SEIR analyzed the environmental impacts of existing continuous feed systems throughout the Sanitation District’s service area and predicted that additional feed systems would be built as appropriate locations were identified.

This addendum, prepared in accordance with the California Environmental Quality Act (CEQA) (Public Resources Code Section 21000 et seq.) and its implementing Guidelines (California Code of Regulations Title 14, Chapter 3, Section 15000 et seq.), addresses the addition of a continuous feed chemical dosing station as described in the SEIR.

PROJECT DESCRIPTION:

Sanitation District’s collection system generates odorous gases, primarily hydrogen sulfide, which can be released into the air creating a nuisance to surrounding land uses. To reduce the nuisance, Sanitation District conducts an odor and corrosion control program for the collection system that currently consists of applying chemicals in the upper, middle, and lower reaches of the trunk sewer collection system. The application of the various chemicals is applied intermittently to minimize the hydrogen sulfide production as the wastewater is conveyed from the collection system to Sanitation District’s treatment plants.

The Sanitation District plans to install a chemical dosing station (the Station) to add magnesium hydroxide, with the option to switch to calcium nitrate if necessary for continuous odor treatment to the Euclid trunk line at the City of Brea, located at 835 S. Brea Blvd.

The property is bounded by a chiropractic therapy facility to the south, commercial facilities to the north and east, and a residential apartment building to the west. The property is accessed through a parking lot located on Brea Blvd.

The Station will include the installation and operation of two, 2,500-gallon chemical tanks, feed system equipment, and feed controls. The purpose is to control hydrogen sulfide (H₂S) vapor and liquid levels to OCSD's level of service (LOS) standards, mitigate odors, and reduce odor complaints.

The chemicals that may be used at this site include, but are not limited to:

- Ferrous chloride (non-hazardous formula)
- Magnesium hydroxide
- Calcium nitrate

ENVIRONMENTAL IMPACT ANALYSIS:

The Sanitation District intends to construct the Station as part of the Sanitation District's Odor and Corrosion Control Program (Odor Control Program). In 2002, the Sanitation District prepared a SEIR which evaluated many of the impacts associated with the Odor Control Program. The purpose and function of chemical dosing stations are described in Section 2.2 of the SEIR. Environmental impacts associated with the dosing stations are evaluated in Chapter 3 of the SEIR. The SEIR does not include details about this specific station, as at the time of certification of the SEIR, Sanitation District had not yet identified an appropriate location for a chemical dosing station in this area. This addendum describes and evaluates the environmental impacts of installing and operating a chemical feed station at 835 S. Brea Blvd.

Provided below is a review of the conclusions included in the SEIR and an evaluation of the environmental impacts as they pertain to this specific location.

Aesthetics:

The SEIR concluded that the storage tanks could be visible from adjacent land uses. As such, the tanks should be installed within city yards, pump stations or private industrial yards and any additional tank should be installed in a utility yard.

The 835 S. Brea Blvd dosing site meets the criteria set forth in the SEIR. The tanks are installed out of public view inside a storage building that is set back over 200 feet from the street.

The tanks do not result in new significant environmental effects or a substantial increase in the severity of significant aesthetic effects from those determined in the SEIR.

Air Quality:

The SEIR concluded that the operation of the continuous feed stations would not have a significant impact to air quality. There will be up to approximately five truck deliveries per week, and these emissions are not significant. In addition, the chemical dosing would reduce objectionable odors generated by the collection system, which results in a beneficial impact.

Geology and Soils:

The SEIR concluded that the above ground storage tanks may be located in close proximity to fault splays. As such, tank specifications include a single wall tank and a secondary containment system to provide added protection from seismic hazards. The tanks are engineered to include a vacuum breaker/vent to relieve pressure and reduce the likelihood of spills or accidents. The chemical storage tanks are designed to withstand ground shaking and avoid a potential spill during a seismic event. The secondary containment system will include an impermeable liner throughout the storage building where the tank is located. A small catch basin will also be installed onsite to further reduce the likelihood of spills during chemical deliveries. These design and safety features will ensure that impacts to geology and soils remain less than significant.

Hazards and Hazardous Materials:

The SEIR notes that the Odor Control Program would include the transport, storage and use of diesel fuel and odor reduction chemicals that could pose a spill or leak hazard. However, when handled properly the chemicals do not pose a significant health risk to the surrounding land uses. The Sanitation District has implemented an Integrated Emergency Response Program (IERP) that includes a Spill Prevention Containment and Countermeasure Plan which includes structural specifications for storage tanks, monitoring, secondary containment capacity requirements, leak detection and alarms, emergency response procedures, reporting requirements, etc.

The minor changes to this project from the SEIR, which do not create a significant impact, are the type of chemicals that may be stored at the site. The SEIR mentions calcium nitrate, ferric chloride, ferrous chloride, sodium nitrate, and magnesium hydroxide as possible dosing chemicals. Chemicals that may be used at the 835 S. Brea Blvd chemical dosing station include, but are not limited to, ferrous chloride (non-hazardous formula), magnesium hydroxide, and calcium nitrate.

Magnesium hydroxide is an odorless white liquid slurry. The product is not flammable or combustible and poses little health risk. It is not listed as a hazardous chemical. Exposure routes are through inhalation, ingestion, and skin and/or eye contact.

Calcium nitrate is a clear liquid with no odor. The product is not flammable or combustible. It is not listed as a hazardous chemical. Exposure routes are through inhalation, ingestion and skin and/or eye contact.

These chemicals are already used as part of the Odor Control Program. Various chemical dosing stations throughout the Sanitation District service area safely use these chemicals. Strict measures are taken to ensure the instructions listed in the Safety Data Sheets are followed and the chemicals are used as intended. In addition, site access is restricted, the tank is double contained to hold spills, and appropriate personal protective equipment will be used by those at the tank site to reduce the risk of exposure.

The minor deviations from the SEIR described in this section would not result in new significant environmental effects or a substantial increase in the severity of significant effects related to hazards and hazardous materials from those identified and evaluated in the SEIR.

Hydrology and Water Quality:

The SEIR concluded that chemicals used in the Odor Control Program could impact water quality if a spill were to occur. However, the implementation of best management practices (BMPs) and spill prevention, countermeasure, and control measures (SPCC) would reduce the impact to less than significant.

Noise:

The Odor Control Program requires the installation of an aboveground chemical storage tank; Installation is expected to be completed in five (5) days or less and the sources of noise include truck noise and jackhammering. If chemical suppliers are changed due to periodic re-bidding of the contract, a new tank and associated equipment would be installed. Noise is expected to be minimal and of short duration. Pumps are contained in an enclosure to reduce noise level. Approximately five truck trips per week are required for chemical deliveries. The truck trips would not raise ambient noise in the area significantly and as such would not be considered a significant noise impact.

Transportation/Traffic:

The chemical deliveries at the 835 S. Brea Blvd dosing site would include approximately five truck trips per week. The storage tank is located within the storage building and the owner will have full access to the building. The delivery of the chemical would not cause traffic, as the delivery truck will be small (50 feet long and 4,000 gallon maximum capacity) enough to turn around within the parking lot. As such, there is less than significant impact.

FINDINGS FOR APPROVAL FOR ADDENDUM NO. 5 TO THE SUPPLEMENTAL ENVIRONMENTAL IMPACT REPORT FOR THE FINAL EFFLUENT PUMP STATION ANNEX AND COLLECTION SYSTEM ODOR & CORROSION CONTROL PROGRAM:

1. Environmental impacts of chemical dosing stations throughout the service area were evaluated in the SEIR certified by the Sanitation District Board of Directors in November 2002. The SEIR envisioned that additional dosing stations would be added in future years and provided a conservative, worst-case analysis of the potential environmental

effects of these future stations. The SEIR placed certain restrictions on the location of future dosing stations but otherwise assumed they may be located anywhere within Sanitation District's service territory, including near residential areas and sensitive receptors.

2. The Sanitation District's Odor Control Program assumed that additional dosing stations would be added in future years. As such, the addition of this Dosing Station does not constitute a substantial change in the Odor Control Program.
3. This addendum has been prepared to provide minor additions and technical changes to the SEIR to account for the addition of this Dosing Station
4. The project modifications would not result in new significant environmental effects or an increase in the severity of significant effects from those determined by the SEIR certified by the Sanitation District Board of Directors in 2002. There have also been no substantial changes in the circumstances surrounding the project since the preparation of the SEIR other than the identification of specific locations for dosing stations, which was expected under the SEIR.
5. No new information of substantial importance has become known since the preparation of the SEIR regarding significant effects of the project, the severity of the project's effects, or feasible mitigation measures. New information is now available regarding the efficacy of certain chemicals, but this will not significantly alter the project's effects or the infrastructure required for the dosing station.

City of Brea

COUNCIL COMMUNICATION

TO: Honorable Mayor and City Council Members

FROM: Bill Gallardo, City Manager

DATE: 01/15/2019

SUBJECT: Adopt Resolutions Authorizing the Director of Public Works to Prepare and File Reports Relating to Annual Maintenance Assessment in Landscape and Lighting Maintenance Districts 1 Through 7.

RECOMMENDATION

Adopt Resolutions.

BACKGROUND/DISCUSSION

The Landscape and Lighting Act of 1972 requires that a report be created each year detailing the proposed improvement, maintenance costs and assessments for each Maintenance District. The Act further requires that the administrative body adopt resolutions ordering creation of the reports.

The Annual Maintenance Assessment Report for each Maintenance District is scheduled to be presented to City Council for consideration at the April 16, 2019 meeting at which time a Public Hearing date will be recommended prior to approval of the assessment for each District.

Attached for your consideration are copies of the resolutions authorizing the Director of Public Works to prepare the reports.

FISCAL IMPACT/SUMMARY

There will be no impact to the General Fund as this activity is funded by Maintenance District assessments.

Adoption of these resolutions will authorize the Public Works Director to create reports for Maintenance Districts 1 through 7 within the City of Brea. Each report presented at the April 16, 2019 City Council meeting will detail the proposed improvement, maintenance budget and assessment for each District. A Public Hearing will be set upon City Council's receipt and filing of the reports.

RESPECTFULLY SUBMITTED:

William Gallardo, City Manager

Prepared by: Bill Bowlus, Public Works Superintendent

Concurrence: Tony Olmos, P.E., Director of Public Works

Attachments

Resolution No. 2019-001 - LLMD 1

Resolution No. 2019-002 - LLMD 2

Resolution No. 2019-003 - LLMD 3

Resolution No. 2019-004 - LLMD 4

Resolution No. 2019-005 - LLMD 5

Resolution No. 2019-006 - LLMD 6

Resolution No. 2019-007 - LLMD 7

RESOLUTION NO. 2019-001

A RESOLUTION OF THE COUNCIL OF THE CITY OF BREA ORDERING THE DIRECTOR OF PUBLIC WORKS TO PREPARE TO FILE A REPORT RELATED TO MAINTENANCE OF PUBLIC IMPROVEMENTS IN CITY OF BREA LANDSCAPING AND LIGHTING ASSESSMENT DISTRICT NO. 1 AND ANY ASSESSMENTS THEREON FOR FISCAL YEAR 2019-2020

A. RECITALS:

(i) This Council heretofore adopted a resolution forming City of Brea Landscaping and Lighting Assessment District No. 1.

(ii) California Streets and Highway Code Section 22622 provides that this Council shall adopt a resolution generally describing any proposed new improvements or substantial changes in existing improvements in such a district and ordering the Director of Public Works to prepare and file a report related to annual maintenance and assessments in such a district.

(iii) No new improvements or substantial changes in existing improvements are proposed for said Landscaping and Lighting Assessment District No. 1.

(iv) All legal prerequisites to the adoption of this Resolution have occurred.

B. RESOLUTION:

NOW, THEREFORE, BE IT FOUND, DETERMINED AND RESOLVED by the City Council of the City of Brea as follows:

1. In all respects as set forth in the Recitals, Part A, of this resolution.
2. The Director of Public Works is ordered and directed to prepare an

annual report as specified in California Streets and Highways Code Section 22622 with respect to City of Brea Landscaping and Lighting Assessment District No. 1 for fiscal year 2019-2020.

3. The City Clerk shall certify to the adoption of this Resolution.

APPROVED AND ADOPTED this 15th day of January 2019.

Christine Marick, Mayor

ATTEST:_____
Lillian Harris-Neal, City Clerk

I, Lillian Harris-Neal, City Clerk of the City of Brea, do hereby certify that the foregoing Resolution was adopted at a regular meeting of the Council of the City of Brea, held on the 15th day of January 2019 by the following vote:

AYES:	COUNCIL MEMBERS:
NOES:	COUNCIL MEMBERS:
ABSENT:	COUNCIL MEMBERS:
ABSTAINED:	COUNCIL MEMBERS:

Dated:_____

Lillian Harris-Neal, City Clerk

RESOLUTION NO. 2019-002

A RESOLUTION OF THE COUNCIL OF THE CITY OF BREA ORDERING THE DIRECTOR OF PUBLIC WORKS TO PREPARE TO FILE A REPORT RELATED TO MAINTENANCE OF PUBLIC IMPROVEMENTS IN CITY OF BREA LIGHTING ASSESSMENT DISTRICT NO. 2 AND ANY ASSESSMENTS THEREON FOR FISCAL YEAR 2019-2020

A. RECITALS:

(i) This Council heretofore adopted a resolution forming City of Brea Lighting Assessment District No. 2.

(ii) California Streets and Highway Code Section 22622 provides that this Council shall adopt a resolution generally describing any proposed new improvements or substantial changes in existing improvements in such a district and ordering the Director of Public Works to prepare and file a report related to annual maintenance and assessments in such a district.

(iii) No new improvements or substantial changes in existing improvements are proposed for said Lighting Assessment District No. 2.

(iv) All legal prerequisites to the adoption of this Resolution have occurred.

B. RESOLUTION:

NOW, THEREFORE, BE IT FOUND, DETERMINED AND RESOLVED by the City Council of the City of Brea as follows:

1. In all respects as set forth in the Recitals, Part A, of this resolution.

2. The Director of Public Works is ordered and directed to prepare an annual report as specified in California Streets and Highways Code Section 22622 with respect to City of Brea Lighting Assessment District No. 2 for fiscal year 2019-2020.

3. The City Clerk shall certify to the adoption of this Resolution.

APPROVED AND ADOPTED this 15th day of January 2019.

Christine Marick, Mayor

ATTEST:_____
Lillian Harris-Neal, City Clerk

I, Lillian Harris-Neal, City Clerk of the City of Brea, do hereby certify that the foregoing Resolution was adopted at a regular meeting of the Council of the City of Brea, held on the 15th day of January 2019 by the following vote:

AYES:	COUNCIL MEMBERS:
NOES:	COUNCIL MEMBERS:
ABSENT:	COUNCIL MEMBERS:
ABSTAINED:	COUNCIL MEMBERS:

Dated:_____

Lillian Harris-Neal, City Clerk

RESO NO. 2019-002
January 15, 2019

RESOLUTION NO. 2019-003

A RESOLUTION OF THE COUNCIL OF THE CITY OF BREA ORDERING THE DIRECTOR OF PUBLIC WORKS TO PREPARE TO FILE A REPORT RELATED TO MAINTENANCE OF PUBLIC IMPROVEMENTS IN CITY OF BREA LANDSCAPING AND LIGHTING ASSESSMENT DISTRICT NO. 3 AND ANY ASSESSMENTS THEREON FOR FISCAL YEAR 2019-2020

A. RECITALS:

(i) This Council heretofore adopted a resolution forming City of Brea Landscaping and Lighting Assessment District No. 3.

(ii) California Streets and Highway Code Section 22622 provides that this Council shall adopt a resolution generally describing any proposed new improvements or substantial changes in existing improvements in such a district and ordering the Director of Public Works to prepare and file a report related to annual maintenance and assessments in such a district.

(iii) No new improvements or substantial changes in existing improvements are proposed for said Landscaping and Lighting Assessment District No. 3.

(iv) All legal prerequisites to the adoption of this Resolution have occurred.

B. RESOLUTION:

NOW, THEREFORE, BE IT FOUND, DETERMINED AND RESOLVED by the City Council of the City of Brea as follows:

1. In all respects as set forth in the Recitals, Part A, of this resolution.

RESO NO. 2019-003
January 15, 2019

2. The Director of Public Works is ordered and directed to prepare an annual report as specified in California Streets and Highways Code Section 22622 with respect to City of Brea Landscaping and Lighting Assessment District No. 3 for fiscal year 2019-2020.

3. The City Clerk shall certify to the adoption of this Resolution.

APPROVED AND ADOPTED this 15th day of January 2019.

Christine Marick, Mayor

ATTEST:_____
Lillian Harris-Neal, City Clerk

I, Lillian Harris-Neal, City Clerk of the City of Brea, do hereby certify that the foregoing Resolution was adopted at a regular meeting of the Council of the City of Brea, held on the 15th day of January 2019 by the following vote:

AYES:	COUNCIL MEMBERS:
NOES:	COUNCIL MEMBERS:
ABSENT:	COUNCIL MEMBERS:
ABSTAINED:	COUNCIL MEMBERS:

Dated:_____

Lillian Harris-Neal, City Clerk

RESO NO. 2019-003
January 15, 2019

RESOLUTION NO. 2019-004

A RESOLUTION OF THE COUNCIL OF THE CITY OF BREA ORDERING THE DIRECTOR OF PUBLIC WORKS TO PREPARE TO FILE A REPORT RELATED TO MAINTENANCE OF PUBLIC IMPROVEMENTS IN CITY OF BREA LIGHTING ASSESSMENT DISTRICT NO. 4 AND ANY ASSESSMENTS THEREON FOR FISCAL YEAR 2019-2020

A. RECITALS:

(i) This Council heretofore adopted a resolution forming City of Brea Lighting Assessment District No. 4.

(ii) California Streets and Highway Code Section 22622 provides that this Council shall adopt a resolution generally describing any proposed new improvements or substantial changes in existing improvements in such a district and ordering the Director of Public Works to prepare and file a report related to annual maintenance and assessments in such a district.

(iii) No new improvements or substantial changes in existing improvements are proposed for said Lighting Assessment District No. 4.

(iv) All legal prerequisites to the adoption of this Resolution have occurred.

B. RESOLUTION:

NOW, THEREFORE, BE IT FOUND, DETERMINED AND RESOLVED by the City Council of the City of Brea as follows:

1. In all respects as set forth in the Recitals, Part A, of this resolution.

2. The Director of Public Works is ordered and directed to prepare an annual report as specified in California Streets and Highways Code Section 22622 with respect to City of Brea Lighting Assessment District No. 4 for fiscal year 2019-2020.

3. The City Clerk shall certify to the adoption of this Resolution.

APPROVED AND ADOPTED this 15th day of January 2019.

Christine Marick, Mayor

ATTEST:_____
Lillian Harris-Neal, City Clerk

I, Lillian Harris-Neal, City Clerk of the City of Brea, do hereby certify that the foregoing Resolution was adopted at a regular meeting of the Council of the City of Brea, held on the 15th day of January 2019 by the following vote:

AYES:	COUNCIL MEMBERS:
NOES:	COUNCIL MEMBERS:
ABSENT:	COUNCIL MEMBERS:
ABSTAINED:	COUNCIL MEMBERS:

Dated:_____

Lillian Harris-Neal, City Clerk

RESO NO. 2019-004
January 15, 2019

RESOLUTION NO. 2019-005

A RESOLUTION OF THE COUNCIL OF THE CITY OF BREA ORDERING THE DIRECTOR OF PUBLIC WORKS TO PREPARE TO FILE A REPORT RELATED TO MAINTENANCE OF PUBLIC IMPROVEMENTS IN CITY OF BREA LANDSCAPING AND LIGHTING ASSESSMENT DISTRICT NO. 5 AND ANY ASSESSMENTS THEREON FOR FISCAL YEAR 2019-2020

A. RECITALS:

(i) This Council heretofore adopted a resolution forming City of Brea Landscaping and Lighting Assessment District No. 5.

(ii) California Streets and Highway Code Section 22622 provides that this Council shall adopt a resolution generally describing any proposed new improvements or substantial changes in existing improvements in such a district and ordering the Director of Public Works to prepare and file a report related to annual maintenance and assessments in such a district.

(iii) No new improvements or substantial changes in existing improvements are proposed for said Landscaping and Lighting Assessment District No. 5.

(iv) All legal prerequisites to the adoption of this Resolution have occurred.

B. RESOLUTION:

NOW, THEREFORE, BE IT FOUND, DETERMINED AND RESOLVED by the City Council of the City of Brea as follows:

1. In all respects as set forth in the Recitals, Part A, of this resolution.

RESO NO. 2019-005
January 15, 2019

2. The Director of Public Works is ordered and directed to prepare an annual report as specified in California Streets and Highways Code Section 22622 with respect to City of Brea Landscaping and Lighting Assessment District No. 5 for fiscal year 2019-2020.

3. The City Clerk shall certify to the adoption of this Resolution.

APPROVED AND ADOPTED this 15th day of January 2019.

Christine Marick, Mayor

ATTEST: _____
Lillian Harris-Neal, City Clerk

I, Lillian Harris-Neal, City Clerk of the City of Brea, do hereby certify that the foregoing Resolution was adopted at a regular meeting of the Council of the City of Brea, held on the 15th day of January 2019 by the following vote:

AYES:	COUNCIL MEMBERS:
NOES:	COUNCIL MEMBERS:
ABSENT:	COUNCIL MEMBERS:
ABSTAINED:	COUNCIL MEMBERS:

Dated: _____

Lillian Harris-Neal, City Clerk

RESO NO. 2019-005
January 15, 2019

RESOLUTION NO. 2019-006

A RESOLUTION OF THE COUNCIL OF THE CITY OF BREA ORDERING THE DIRECTOR OF PUBLIC WORKS TO PREPARE TO FILE A REPORT RELATED TO MAINTENANCE OF PUBLIC IMPROVEMENTS IN CITY OF BREA LANDSCAPING AND LIGHTING ASSESSMENT DISTRICT NO. 6 AND ANY ASSESSMENTS THEREON FOR FISCAL YEAR 2019-2020

A. RECITALS:

(i) This Council heretofore adopted a resolution forming City of Brea Landscaping and Lighting Assessment District No. 6.

(ii) California Streets and Highway Code Section 22622 provides that this Council shall adopt a resolution generally describing any proposed new improvements or substantial changes in existing improvements in such a district and ordering the Director of Public Works to prepare and file a report related to annual maintenance and assessments in such a district.

(iii) No new improvements or substantial changes in existing improvements are proposed for said Landscaping and Lighting Assessment District No. 6.

(iv) All legal prerequisites to the adoption of this Resolution have occurred.

B. RESOLUTION:

NOW, THEREFORE, BE IT FOUND, DETERMINED AND RESOLVED by the City Council of the City of Brea as follows:

1. In all respects as set forth in the Recitals, Part A, of this resolution.

2. The Director of Public Works is ordered and directed to prepare an annual report as specified in California Streets and Highways Code Section 22622 with respect to City of Brea Landscaping and Lighting Assessment District No. 6 for fiscal year 2019-2020.

3. The City Clerk shall certify to the adoption of this Resolution.

APPROVED AND ADOPTED this 15th day of January 2019.

Christine Marick, Mayor

ATTEST:_____
Lillian Harris-Neal, City Clerk

I, Lillian Harris-Neal, City Clerk of the City of Brea, do hereby certify that the foregoing Resolution was adopted at a regular meeting of the Council of the City of Brea, held on the 15th day of January 2019 by the following vote:

AYES:	COUNCIL MEMBERS:
NOES:	COUNCIL MEMBERS:
ABSENT:	COUNCIL MEMBERS:
ABSTAINED:	COUNCIL MEMBERS:

Dated:_____

Lillian Harris-Neal, City Clerk

RESO NO. 2019-006
January 15, 2019

RESOLUTION NO. 2019-007

A RESOLUTION OF THE COUNCIL OF THE CITY OF BREA ORDERING THE DIRECTOR OF PUBLIC WORKS TO PREPARE TO FILE A REPORT RELATED TO MAINTENANCE OF PUBLIC IMPROVEMENTS IN CITY OF BREA LANDSCAPING AND LIGHTING ASSESSMENT DISTRICT NO. 7 AND ANY ASSESSMENTS THEREON FOR FISCAL YEAR 2019-2020

A. RECITALS:

(i) This Council heretofore adopted a resolution forming City of Brea Landscaping and Lighting Assessment District No. 7.

(ii) California Streets and Highway Code Section 22622 provides that this Council shall adopt a resolution generally describing any proposed new improvements or substantial changes in existing improvements in such a district and ordering the Director of Public Works to prepare and file a report related to annual maintenance and assessments in such a district.

(iii) No new improvements or substantial changes in existing improvements are proposed for said Landscaping and Lighting Assessment District No. 7.

(iv) All legal prerequisites to the adoption of this Resolution have occurred.

B. RESOLUTION:

NOW, THEREFORE, BE IT FOUND, DETERMINED AND RESOLVED by the City Council of the City of Brea as follows:

1. In all respects as set forth in the Recitals, Part A, of this resolution.

2. The Director of Public Works is ordered and directed to prepare an annual report as specified in California Streets and Highways Code Section 22622 with respect to City of Brea Landscaping and Lighting Assessment District No. 7 for fiscal year 2019-2020.

3. The City Clerk shall certify to the adoption of this Resolution.

APPROVED AND ADOPTED this 15th day of January 2019.

Christine Marick, Mayor

ATTEST:_____
Lillian Harris-Neal, City Clerk

I, Lillian Harris-Neal, City Clerk of the City of Brea, do hereby certify that the foregoing Resolution was adopted at a regular meeting of the Council of the City of Brea, held on the 15th day of January 2019 by the following vote:

AYES:	COUNCIL MEMBERS:
NOES:	COUNCIL MEMBERS:
ABSENT:	COUNCIL MEMBERS:
ABSTAINED:	COUNCIL MEMBERS:

Dated:_____

Lillian Harris-Neal, City Clerk

RESO NO. 2019-007
January 15, 2019

City of Brea

COUNCIL COMMUNICATION

TO: Honorable Mayor and City Council Members

FROM: Bill Gallardo, City Manager

DATE: 01/15/2019

SUBJECT: Accept Final Parcel Map No. 2017-158 for Commercial Condominium Purposes at 1800 E. Lambert Road.

RECOMMENDATION

Accept Final Parcel Map No. 2017-158 for Commercial Condominium Purposes.

BACKGROUND/DISCUSSION

On April 24, 2018, the Planning Commission approved Resolution No. PC 2018-01 to conditionally approve Tentative Parcel Map No. 2017-158 for condominium purposes for 1800 East Lambert Road. Tentative Parcel Map 2017-158 proposed to subdivide an existing office building into twenty-seven commercial condominium units. This property is zoned C-G (PD) General Commercial (Precise Development). The property is fully developed with one multi-story commercial building and shares drive access with adjacent properties. No new building construction is proposed at this time. Refer to Exhibit 'A' attached hereon for the location of the property.

Pursuant to the Conditions of Approval (Conditions) set forth on Resolution PC 2018-01, the applicant, CGM Development Inc., is required to prepare Covenants, Conditions and Restrictions (CC&Rs), an on-site parking management, as well as, a sculpture ownership and maintenance plan of the existing sculpture in accordance with the City of Brea Art in Public Places requirements. Since the approval of the tentative parcel map, the applicant has completed the above mentioned documents and satisfied all the Conditions per Resolution PC 2018-01. There is no dedication or public improvements required for the approval of the Tentative Parcel Map.

The Final Parcel Map 2017-158 (Map) has been approved by the County Surveyor's Office for technical correctness and the City Engineer has determined the Map to be in compliance with the State Subdivision Map Act, in conformance with the Tentative Parcel Map, and with City ordinances. Additionally, the applicant has posted \$1,900 cash deposit as monumentation bond to ensure the setting of the property monuments per the Map.

FISCAL IMPACT/SUMMARY

The applicant has paid all required fees per Resolution PC 2018-01. Therefore, there is no fiscal impact to the General Fund.

Staff has reviewed the Conditions and Map and has determined that all the Conditions per Resolution PC 2018-01 have been satisfied and the Map conforms with the Tentative Parcel Map 2017-158. Furthermore, the Map has been approved by the County and City Engineer. Therefore, staff recommends City Council to accept the Final Parcel Map No. 2017-158.

RESPECTFULLY SUBMITTED:

William Gallardo, City Manager

Prepared by: Hsing Chao, Associate Engineer

Concurrence: Michael Ho, P.E. City Engineer

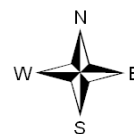
Attachments

Exhibit 'A' - Location Map

Final Parcel Map 2017-158



EXHIBIT 'A' - LOCATION MAP



Scale: 1 in = 104 ft

Printed 12/17/2018

SHEET 1 OF 3 SHEETS
ALL OF TENTATIVE PARCEL MAP NO. 2017-158
TOTAL PARCELS: 1 NUMBERED
AREA: 1.523 ACRES
DATE OF SURVEY: OCTOBER, 2017

PARCEL MAP NO. 2017-158

IN THE CITY OF BREA,
COUNTY OF ORANGE, STATE OF CALIFORNIA

BEING A SUBDIVISION OF PARCEL 2 AND A PORTION OF PARCEL 1 OF PARCEL MAP NO. 84-1157, AS SHOWN ON THE MAP FILED IN BOOK 197, PAGES 12 THROUGH 15, INCLUSIVE, OF PARCEL MAPS, IN THE OFFICE OF THE COUNTY RECORDER OF SAID COUNTY, SAID LAND IS DESCRIBED AS PARCEL 2 OF THAT CERTAIN LOT LINE ADJUSTMENT NO. LL 15-85, RECORDED AUGUST 20, 1985, AS INSTRUMENT NO. 85-0311203 OF OFFICIAL RECORDS.

SUBDIVIDER'S CERTIFICATE:

I, THE UNDERSIGNED, BEING THE SUBDIVIDER OF THE LAND COVERED BY THIS MAP, THE RECORD OWNERS OF WHICH ARE LISTED HEREIN, DO HEREBY CERTIFY THAT SAID RECORD OWNERS CONSENT TO THE PREPARATION AND RECORDATION OF SAID MAP, AS SHOWN WITHIN THE DISTINCTIVE BORDER LINE.

PEICHIN LEE (SUBDIVIDER)

RECORD OWNER: BR LAMBERT, LLC, A CALIFORNIA LIMITED LIABILITY COMPANY.

BENEFICIARY: EAST WEST BANK, UNDER A DEED OF TRUST RECORDED AUGUST 16, 2017 AS INSTRUMENT NO. 201700345699, O.R.

NOTARY ACKNOWLEDGEMENT:

A NOTARY PUBLIC OR OTHER OFFICER COMPLETING THIS CERTIFICATE VERIFIES ONLY THE IDENTITY OF THE INDIVIDUAL WHO SIGNED THE DOCUMENT TO WHICH THIS CERTIFICATE IS ATTACHED, AND NOT THE TRUTHFULNESS, ACCURACY, OR VALIDITY OF THAT DOCUMENT.

STATE OF CALIFORNIA

COUNTY OF Los Angeles } SS

ON December 18, 2018 BEFORE ME Chonglam ma A NOTARY PUBLIC, PERSONALLY APPEARED PEICHIN LEE WHO PROVED TO ME ON THE BASIS OF SATISFACTORY EVIDENCE TO BE THE PERSON WHOSE NAME IS SUBSCRIBED TO THE WITHIN INSTRUMENT AND ACKNOWLEDGED TO ME THAT SHE EXECUTED THE SAME IN HER AUTHORIZED CAPACITY AND THAT BY HER SIGNATURE ON THE INSTRUMENT THE PERSON, OR THE ENTITY UPON BEHALF OF WHICH THE PERSON ACTED, EXECUTED THE INSTRUMENT.

I CERTIFY UNDER PENALTY OF PERJURY UNDER THE LAWS OF THE STATE OF CALIFORNIA THAT THE FOREGOING PARAGRAPH IS TRUE AND CORRECT.

WITNESS MY HAND

NAME: Chonglam ma

NOTARY PUBLIC IN AND FOR SAID STATE

MY PRINCIPAL PLACE OF BUSINESS IS IN Los Angeles COUNTY.

MY COMMISSION EXPIRES: June 2, 2022

MY COMMISSION NO. 2241439

SIGNATURE OMISSIONS:

PURSUANT TO THE PROVISIONS OF SECTION 66436(a)(3)(A) OF THE SUBDIVISION MAP ACT, THE FOLLOWING SIGNATURES HAVE BEEN OMITTED:

FULLERTON OIL COMPANY, A CORPORATION, HOLDER OF AN EASEMENT FOR PIPELINES PURPOSES, BY DOCUMENT RECORDED OCTOBER 7, 1946, AS INSTRUMENT NO. 50000 IN BOOK 1454, PAGE 295, OF OFFICIAL RECORDS.

CITY OF BREA, A MUNICIPAL CORPORATION, HOLDER OF AN EASEMENT FOR PUBLIC STORM DRAIN PURPOSES, BY DOCUMENT RECORDED AUGUST 4, 1977, AS INSTRUMENT NO. 77-8017 IN BOOK 12321, PAGE 1950, OF OFFICIAL RECORDS.

SOUTHERN CALIFORNIA EDISON COMPANY, A CALIFORNIA CORPORATION HOLDER OF AN EASEMENT FOR PUBLIC UTILITY PURPOSES, BY DOCUMENT RECORDED FEBRUARY 4, 1987, AS INSTRUMENT NO. 87-64452, AND BY DOCUMENT RECORDED SEPTEMBER 28, 1994, AS INSTRUMENT NO. 94-0582977, BOTH OF OFFICIAL RECORDS.

NAZARENE FEDERAL CREDIT UNION, INCORPORATED, HOLDER OF AN EASEMENT FOR RECIPROCAL INGRESS AND EGRESS PURPOSES, BY DOCUMENT RECORDED MARCH 24, 1986, AS INSTRUMENT NO. 86-116546, OF OFFICIAL RECORDS.

JAY W. LENNON, HOLDER OF AN EASEMENT FOR PUBLIC STORM DRAIN PURPOSES, BY DOCUMENT RECORDED MARCH 24, 1986, IN INSTRUMENT NO. 86-116547, OF OFFICIAL RECORDS.

SOUTHERN CALIFORNIA EDISON COMPANY, A CALIFORNIA CORPORATION, HOLDER OF AN EASEMENT FOR PUBLIC UTILITY PURPOSES, BY DOCUMENT RECORDED JULY 20, 1950, AS INSTRUMENT NO. 33674 IN BOOK 2044, PAGE 349, OF OFFICIAL RECORDS.

FOR CONDOMINIUM PURPOSES

CAL LAND ENGINEERING, INC. JACK C. LEE, PLS 8407

COUNTY SURVEYOR'S STATEMENT:

I HEREBY STATE THAT I HAVE EXAMINED THIS MAP AND HAVE FOUND THAT ALL MAPPING PROVISIONS OF THE SUBDIVISION MAP ACT HAVE BEEN COMPLIED WITH AND I AM SATISFIED SAID MAP IS TECHNICALLY CORRECT.

DATED THIS _____ DAY OF _____

KEVIN R. HILLS, COUNTY SURVEYOR
LS 6617

BY: LILY M. N. SANDBERG, DEPUTY COUNTY SURVEYOR
P.L.S. 8402

COUNTY TREASURER - TAX COLLECTOR'S CERTIFICATE:

STATE OF CALIFORNIA }
COUNTY OF ORANGE } SS

I HEREBY CERTIFY THAT ACCORDING TO THE RECORDS OF MY OFFICE, THERE ARE NO LIENS AGAINST THE LAND COVERED BY THIS MAP OR ANY PART THEREOF FOR UNPAID STATE, COUNTY, MUNICIPAL OR LOCAL TAXES OR SPECIAL ASSESSMENTS COLLECTED AS TAXES, EXCEPT TAXES OR SPECIAL ASSESSMENTS COLLECTED AS TAXES NOT YET PAYABLE.

AND DO CERTIFY TO THE RECORDER OF ORANGE COUNTY THAT THE PROVISIONS OF THE SUBDIVISION MAP ACT HAVE BEEN COMPLIED WITH REGARDING DEPOSITS TO SECURE PAYMENT OF TAXES OR SPECIAL ASSESSMENTS COLLECTED AS TAXES ON THE LAND COVERED BY THIS MAP.

DATED THIS _____ DAY OF _____

SHARI L. FREIDENRICH

COUNTY TREASURER - TAX COLLECTOR

BY

TREASURER-TAX COLLECTOR

SIGNATURE OMISSIONS CONTINUED

JAY W. LENNON, HOLDER OF AN EASEMENT FOR RECIPROCAL INGRESS AND EGRESS PURPOSES, BY DOCUMENT RECORDED MARCH 24, 1986, AS INSTRUMENT NO. 86-116548, OF OFFICIAL RECORDS.

CITY OF BREA, A MUNICIPAL CORPORATION, HOLDER OF AN EASEMENT FOR TRAFFIC SIGNAL PURPOSES, BY DOCUMENT RECORDED MAY 13, 1986, AS INSTRUMENT NO. 86-193940, OF OFFICIAL RECORDS.

OWNERS OF PARCELS 1 AND 2 OF PARCEL MAP NO. 84-1157, HOLDER OF EASEMENTS FOR PRIVATE DRAINAGE AND SEWER PURPOSES, AS SHOWN ON THE MAP OF P.M. NO. 84-1157, FILED IN BOOK 197, PAGES 12 THROUGH 15, INCLUSIVE, OF PARCEL MAPS.

PURSUANT TO THE PROVISIONS OF SECTION 66436(a)(3)(C) OF THE SUBDIVISION MAP ACT THE FOLLOWING SIGNATURES HAVE BEEN OMITTED:

FULLERTON OIL COMPANY, A CORPORATION, HOLDER OF OIL, GAS OR MINERAL RIGHTS BY DOCUMENT RECORDED OCTOBER 7, 1946, AS INSTRUMENT NO. 50000 IN BOOK 1454, PAGE 295, OF OFFICIAL RECORDS.

ACCEPTED AND FILED AT THE
REQUEST OF

STEWART TITLE COMPANY

DATE

TIME

FEE \$

INSTRUMENT NO.

BOOK

PAGE

HUGH NGUYEN
COUNTY CLERK - RECORDER

BY


DEPUTY

SURVEYOR'S STATEMENT:

THIS MAP WAS PREPARED BY ME OR UNDER MY DIRECTION AND IS BASED UPON A FIELD SURVEY IN CONFORMANCE WITH THE REQUIREMENTS OF THE SUBDIVISION MAP ACT AND LOCAL ORDINANCE AT THE REQUEST OF PEICHIN LEE IN OCTOBER, 2017. I HEREBY STATE THAT ALL MONUMENTS ARE OF THE CHARACTER AND OCCUPY THE POSITIONS INDICATED, OR THAT THEY WILL BE SET IN SUCH POSITIONS WITHIN ONE YEAR AFTER RECORDING OF THE MAP; AND THAT SAID MONUMENTS ARE SUFFICIENT TO ENABLE THE SURVEY TO BE RETRACED. I HEREBY STATE THAT THIS PARCEL MAP SUBSTANTIALLY CONFORMS TO THE APPROVED OR CONDITIONALLY APPROVED TENTATIVE MAP, IF ANY.

JACK C. LEE, LS 8407
EXPIRES: 6-30-2020

12-18-2018
DATE:



CITY ENGINEER'S STATEMENT:

I HEREBY STATE THAT I HAVE EXAMINED THIS MAP AND HAVE FOUND IT TO BE SUBSTANTIALLY IN CONFORMANCE WITH THE TENTATIVE MAP, IF REQUIRED, AS FILED WITH, AMENDED AND APPROVED BY THE CITY PLANNING COMMISSION; THAT ALL PROVISIONS OF THE SUBDIVISION MAP ACT AND CITY SUBDIVISION REGULATIONS HAVE BEEN COMPLIED WITH.

DATED THIS _____ DAY OF _____

MICHAEL HO, RCE 70299
EXPIRATION DATE: SEPTEMBER 30, 2020
CITY ENGINEER - CITY OF BREA

CITY CLERK'S CERTIFICATE:

STATE OF CALIFORNIA }
COUNTY OF ORANGE } SS
CITY OF BREA

I HEREBY CERTIFY THAT THIS MAP WAS PRESENTED FOR APPROVAL TO THE CITY COUNCIL OF THE CITY OF BREA AT A REGULAR MEETING THEREOF HELD ON THE _____ DAY OF _____ AND THAT THEREUPON SAID COUNCIL DID BY AN ORDER DULY PASSED AND ENTERED, APPROVED SAID MAP.

DATED THIS _____ DAY OF _____

AND DID ALSO APPROVE SUBJECT MAP PURSUANT TO THE PROVISIONS OF SECTION 66436(a)(3)(A) OF THE SUBDIVISION MAP ACT.

LILLIAN HARRIS-NEAL
CITY CLERK - CITY OF BREA

SHEET 2 OF 3 SHEETS
ALL OF TENTATIVE PARCEL MAP NO. 2017-158
TOTAL PARCEL: 1 NUMBERED
AREA: 1.523 ACRES
DATE OF SURVEY: OCTOBER, 2017

PARCEL MAP NO. 2017-158

IN THE CITY OF BREA,
COUNTY OF ORANGE, STATE OF CALIFORNIA

FOR CONDOMINIUM PURPOSES

CAL LAND ENGINEERING, INC. JACK C. LEE, PLS 8407

BASIS OF BEARINGS:

THE BEARINGS SHOWN HEREON ARE BASED ON THE BEARING BETWEEN O.C.S. HORIZONTAL CONTROL STATION GPS NO. 3874 AND STATION GPS NO. 0488 BEING N88°57'36"E PER RECORDS ON FILE IN THE OFFICE OF THE ORANGE COUNTY SURVEYOR.

DATUM STATEMENT:

COORDINATES SHOWN ARE BASED ON THE CALIFORNIA COORDINATE SYSTEM (CCS83) ZONE VI, 1983 NAD (2007.00 EPOCH OCS GPS ADJUSTMENT). ALL DISTANCES SHOWN ARE GROUND UNLESS OTHERWISE NOTED. TO OBTAIN GRID DISTANCE, MULTIPLY GROUND DISTANCE BY 0.99999248. (SCALE FACTOR IS PROJECT SPECIFIC.)

GENERAL NOTES:

- () RECORD OR CALC'D DATA PER P.M. NO. 84-1157, PMB 197/12-15
- { } RECORD OR CALC'D DATA PER P.M. NO. 86-283, PMB 228/23-25
- [] RECORD OR CALC'D DATA PER P.M. NO. 2006-234, PMB 354/36-38
- < > RECORD OR CALC'D DATA PER TRACT NO. 8825, MM 362/3-12
- (()) RECORD OR CALC'D DATA PER DOCUMENT REC MAY 19, 1986, AS INSTRUMENT NO. 86-205600, O.R.
- { { } RECORD DATA PER LLA 15-85, REC AUGUST 2, 1985, AS INSTRUMENT NO. 85-311203, O.R.
- CALC'D INDICATES CALCULATED FROM RECORD
- SFN SEARCHED AND FOUND NOTHING
- M & R MEASURED AND RECORD
- ESTAB ESTABLISHED
- REC RECORDED
- O.R. OFFICIAL RECORDS

MONUMENT NOTES:

- ▲ INDICATES FOUND O.C.S. GPS HORIZONTAL CONTROL STATION MONUMENT PER RECORDS ON FILE IN THE OFFICE OF THE ORANGE COUNTY SURVEYOR.
- INDICATES FOUND MONUMENT AS NOTED
- INDICATES SET 2" IRON PIPE 24" LONG WITH BRASS TAG, "LS 8407" AT ALL BOUNDARY CORNERS. A 6" SPIKE AND WASHER TAGGED "LS 8407" SHALL BE SET IN LIEU OF IRON PIPE IN ASPHALT SURFACE. A LEAD AND TAG "LS 8407", SHALL BE SET IN LIEU OF IRON PIPE IN CONCRETE SURFACE.

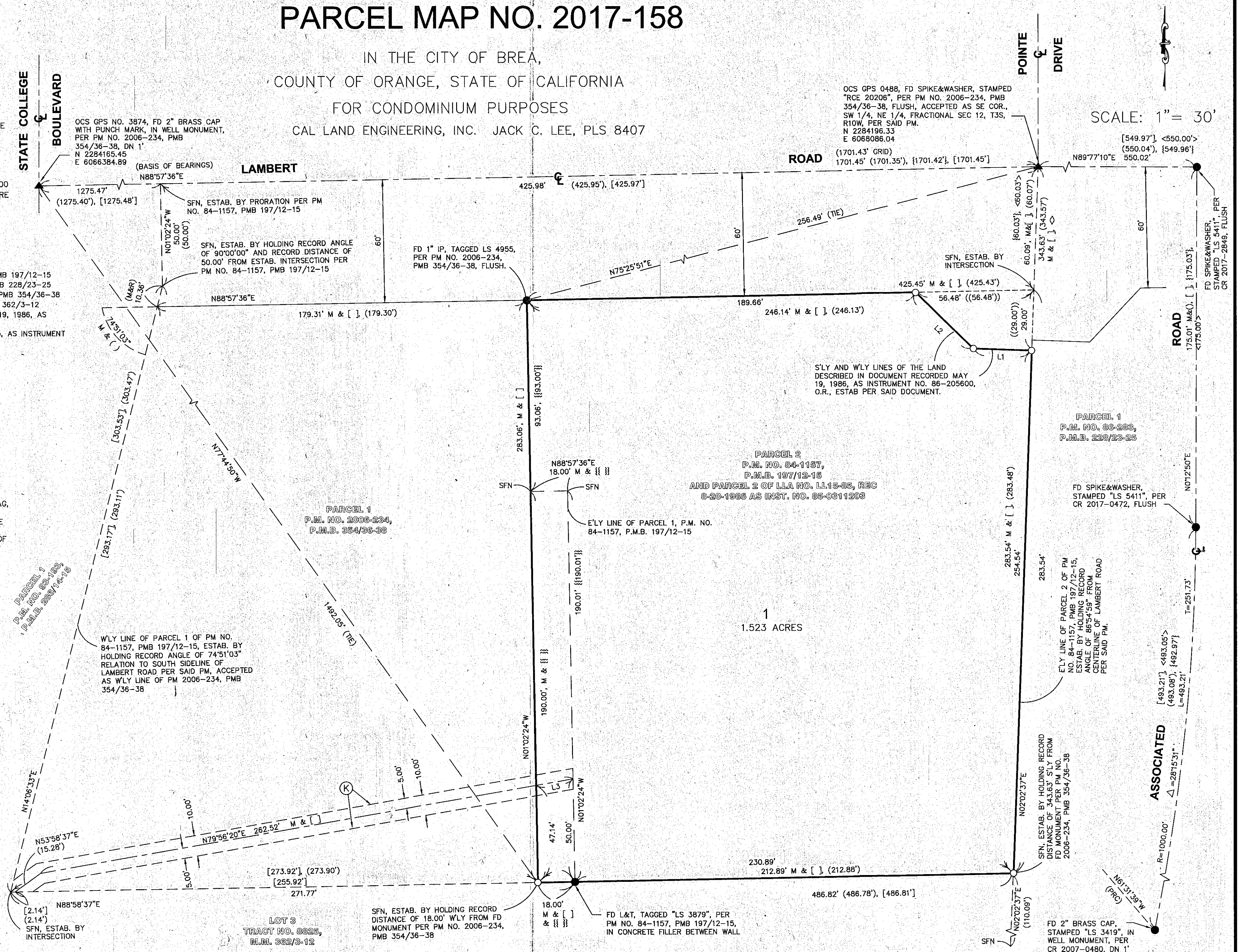
SURVEYOR'S BOUNDARY NOTE:
THERE ARE NO CONFLICTS WITH EXISTING VISIBLE IMPROVEMENTS AND THE EXTERIOR BOUNDARY LINE (DISTINCTIVE BORDER) OF THIS MAP AS ESTABLISHED HEREON.

LINE DATA:			
NO	BEARING	LENGTH	RECORD LENGTH
L1	N87°57'23"W	28.00'	((28.00'))
L2	N45°31'21"W	38.48'	((38.48'))
L3	N79°56'20"E	18.22'	-----

EASEMENT NOTES:

- (K) 10' WIDE RESERVED EASEMENT FOR SEWER PURPOSES PER P.M. NO. 84-1157, PMB 197/12-15.

SEE SHEET 3 FOR EASEMENT DETAIL.



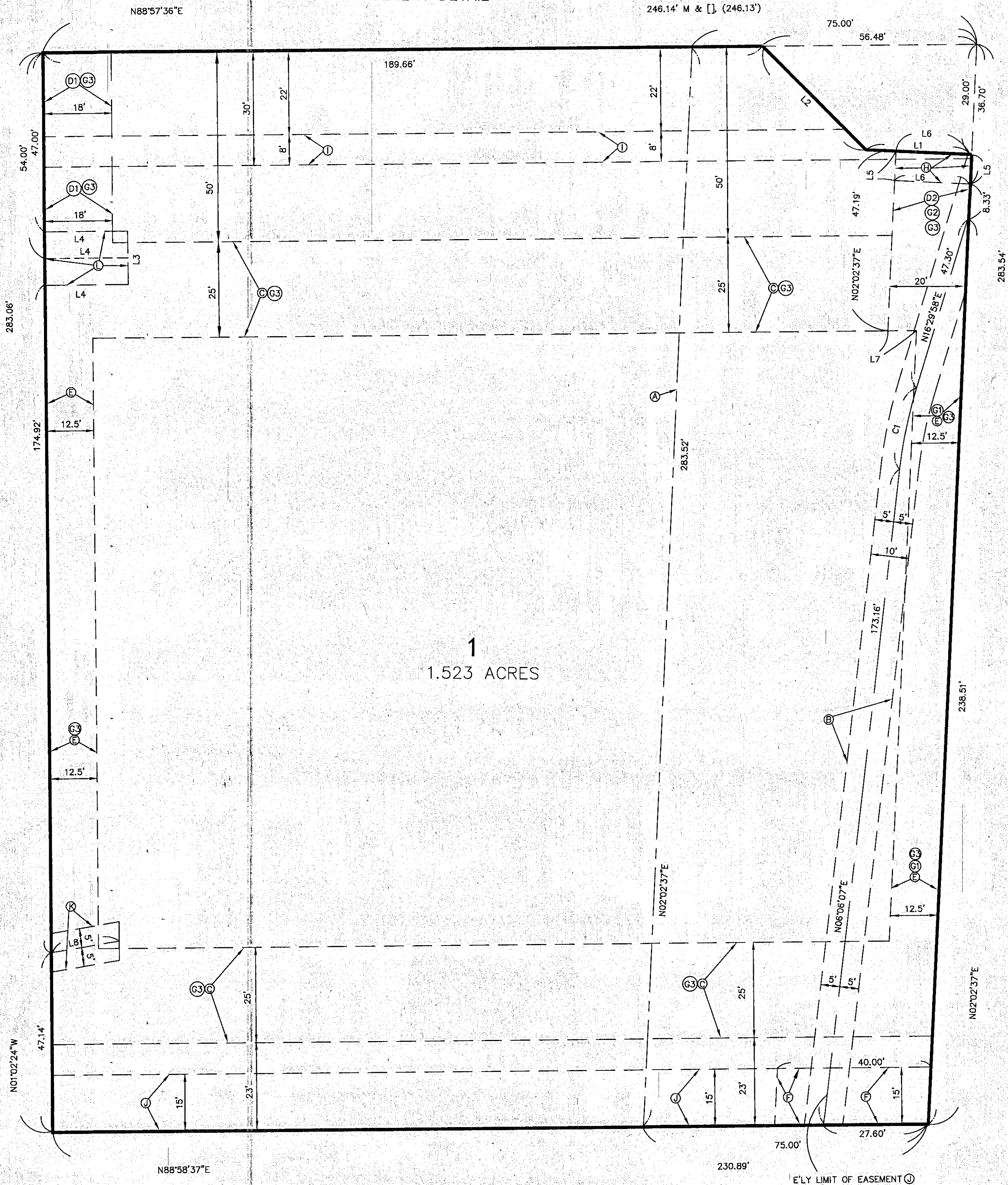
SHEET 3 OF 3 SHEETS
ALL OF TENTATIVE PARCEL MAP NO. 2017-158
TOTAL PARCEL: 1 NUMBERED
AREA: 1.523 ACRES
DATE OF SURVEY: OCTOBER, 2017

PARCEL MAP NO. 2017-158

IN THE CITY OF BREA,
COUNTY OF ORANGE, STATE OF CALIFORNIA
FOR CONDOMINIUM PURPOSES
CAL LAND ENGINEERING, INC. JACK C. LEE, PLS 8407

EASEMENT DETAIL

SCALE: 1" = 20'



EASEMENT NOTES:

- A CENTERLINE OF EASEMENT TO SOUTHERN CALIFORNIA EDISON FOR PUBLIC UTILITY PURPOSES, PER DOCUMENT REC JULY 20, 1950, IN BOOK 2044, PAGE 349, O.R.
- B 10' WIDE, EASEMENT TO CITY OF BREA FOR STORM DRAIN PURPOSES, PER DOCUMENT REC AUGUST 4, 1977, IN BOOK 12321, PAGE 1950, O.R.
- C 25' WIDE EASEMENT TO NAZARENE FEDERAL CREDIT UNION FOR PUBLIC RECIPROCAL INGRESS AND EGRESS PURPOSES, PER DOCUMENT REC MARCH 24, 1986, AS INSTRUMENT NO. 86-116546, O.R.
- D1 18' WIDE AND 50' LONG EASEMENT TO NAZARENE FEDERAL CREDIT UNION FOR PUBLIC RECIPROCAL INGRESS AND EGRESS PURPOSES, PER DOCUMENT REC MARCH 24, 1986, AS INSTRUMENT NO. 86-116546, O.R.
- D2 20' WIDE, 75' LONG EASEMENT TO NAZARENE FEDERAL CREDIT UNION FOR PUBLIC RECIPROCAL INGRESS AND EGRESS PURPOSES, PER DOCUMENT REC MARCH 24, 1986, AS INSTRUMENT NO. 86-116546, O.R.
- E 12.5' WIDE EASEMENT TO NAZARENE FEDERAL CREDIT UNION FOR PUBLIC RECIPROCAL INGRESS AND EGRESS PURPOSES, PER DOCUMENT REC MARCH 24, 1986, AS INSTRUMENT NO. 86-116546, O.R.
- F 15' WIDE AND 40' LONG EASEMENT TO JAY W. LENNON FOR STORM DRAIN PURPOSES PER DOCUMENT REC MARCH 24, 1986, AS INSTRUMENT NO. 86-116547, O.R.
- G1 12.5' WIDE EASEMENT TO JAY W. LENNON FOR RECIPROCAL INGRESS AND EGRESS PURPOSES PER DOCUMENT REC MARCH 24, 1986, AS INSTRUMENT NO. 86-116548, O.R.
- G2 20' WIDE EASEMENT TO JAY W. LENNON FOR RECIPROCAL INGRESS AND EGRESS PURPOSES PER DOCUMENT REC MARCH 24, 1986, AS INSTRUMENT NO. 86-116548, O.R.
- G3 EASEMENT TO NAZARENE FEDERAL CREDIT UNION FOR PUBLIC RECIPROCAL INGRESS AND EGRESS PURPOSES PER DOCUMENT REC MARCH 24, 1986, AS INSTRUMENT NO. 86-116548, O.R.

EASEMENT NOTES:

- H 7.7' WIDE, 20' LONG EASEMENT TO CITY OF BREA FOR TRAFFIC SIGNAL PURPOSES, PER DOCUMENT REC MAY 13, 1986, AS INSTRUMENT NO. 86-193940, O.R.
- I 8' WIDE EASEMENT TO SOUTHERN CALIFORNIA EDISON COMPANY FOR PUBLIC UTILITY PURPOSES, PER DOCUMENT REC FEBRUARY 4, 1987, AS INSTRUMENT NO. 87-64452, O.R.
- J 15' WIDE RESERVED EASEMENT FOR DRAINAGE PURPOSES PER P.M. NO. 84-1157, PMB 197/12-15.
- K 10' WIDE RESERVED EASEMENT FOR SEWER PURPOSES PER P.M. NO. 84-1157, PMB 197/12-15.
- L 14' WIDE AND 22' LONG EASEMENT TO SOUTHERN CALIFORNIA EDISON COMPANY FOR PUBLIC UTILITY PURPOSES, PER DOCUMENT REC SEPTEMBER 28, 1994, AS INSTRUMENT NO. 94-0582977, O.R.
- M EASEMENT TO FULLERTON OIL COMPANY, A CORPORATION, FOR PIPELINE PURPOSES, PER DOCUMENT RECORDED OCTOBER 7, 1946, IN BOOK 1454, PAGE 295, O.R. SAID EASEMENT IS BLANKET IN NATURE.

LINE DATA:

NO	BEARING	LENGTH
L1	N87°57'23"W	28.00'
L2	N45°31'21"W	38.48'
L3	N01°02'24"W	14.00'
L4	N88°57'36"E	22.00'
L5	N02°02'37"E	7.70'
L6	N87°57'23"W	20.00'
L7	N88°57'36"E	7.51'
L8	N79°56'20"E	30.88'

CURVE DATA:

NO	RADIUS	DELTA	LENGTH	TANGENT
C1	120.00'	10°23'51"	21.78'	10.92'

SEE SHEET 2 FOR BASIS OF BEARINGS, DATUM STATEMENT, GENERAL NOTES AND MOUNTMENT NOTES.

City of Brea

COUNCIL COMMUNICATION

TO: Honorable Mayor and City Council Members

FROM: Bill Gallardo, City Manager

DATE: 01/15/2019

SUBJECT: Change Order to the Purchase Order with Ledgent Finance & Accounting for Additional Temporary Staffing Services

RECOMMENDATION

Authorize the Purchasing Agent to issue a change order to the purchase order #218259 with Ledgent Finance & Accounting increasing the amount from \$49,999.51 to \$100,000.00.

BACKGROUND/DISCUSSION

The standard practice for delivering temporary staffing services during short-term vacancies of professional positions has been to reassign or distribute assignments amongst other existing staff. On certain occasions, a list of on-call administrative staff was maintained and utilized for less critical clerical-type positions, much like a staffing agency would provide. Recent staffing reductions have led to less flexibility in reassigning work. As a result, City staff sought to identify best practices and alternate methods for delivering temporary staffing services. As a part of this process, the on-call clerical list was discontinued, which helped to reduce the City's workers' compensation, unemployment insurance, and Affordable Care Act exposure.

During this transition period, the vacancy of a key finance position (Accountant I) occurred. City staff used this as an opportunity to secure outside temporary staffing services on a trial-basis. Ledgent Finance & Accounting (Ledgent), a company that specializes in hiring finance and accounting professionals was utilized. To fill the vacant position, a three-month temporary staffing assignment was required while a recruitment was conducted for a replacement by the end of that period. Accordingly, a purchase order was issued to Ledgent in an amount of \$22,657.51. The recruitment process was lengthier than expected and a replacement was not selected despite all of City staff's efforts. An extension of temporary staffing services through December 2018 was needed and the City Manager authorized an increase to the purchase order in the amount of \$27,432.00, in accordance with §3.24.120.E – Special Circumstances of the Purchasing Ordinance, which brought the total to \$49,999.51.

Staff are preparing to conduct another recruitment for the Accountant I or Accountant II level with the hope that more qualified candidates with governmental accounting experience will apply for the position. To maintain continuity of the temporary staffing services until this recruitment can be completed, the purchase order will need to be extended through June 30, 2019 and increased to \$100,000. There is no implied or guaranteed amount and the services can be canceled at any time. In the meantime, staff will be issuing a request for proposals for future as-needed temporary staffing services and, after completion of the evaluation process, present an award recommendation to City Council.

COMMISSION/COMMITTEE RECOMMENDATION

The Finance Committee reviewed staff's recommendation at their January 8, 2019 meeting. The committee recommended approval of the change order to purchase order #218259 with Ledgent Finance & Accounting in the amount not-to-exceed \$100,000 for the period ended June 30, 2019.

FISCAL IMPACT/SUMMARY

Staff recommends authorizing the Purchasing Agent to issue a change order to the purchase order with Ledgent to continue providing the as-needed temporary staffing services to help fill critical positions while the recruitments are being conducted.

There are sufficient salary savings from the vacant position to cover the costs associated with this temporary staffing arrangement. Therefore, there is no fiscal impact. The salary savings have been transferred to the Administrative Services Department's Professional Services accounts to cover the cost of this temporary staffing.

RESPECTFULLY SUBMITTED:

William Gallardo, City Manager

Prepared by: Jamie Campbell, Human Resources Technician; Neil Groom, Procurement & Contracts Administrator

Concurrence: Mario E. Maldonado, Human Resources Manager; Cindy Russell, Administrative Services Director

City of Brea

COUNCIL COMMUNICATION

TO: Honorable Mayor and City Council Members
FROM: Bill Gallardo, City Manager
DATE: 01/15/2019
SUBJECT: Purchase of the Telephone and Voicemail System

RECOMMENDATION

1. Approve the agreement with IntelesysOne to furnish and install a Mitel telephone and voicemail system in an amount of \$313,005.36; and
2. Authorize the Purchasing Agent to execute the renewal of support services agreements for the life of the telephone and voicemail system.

BACKGROUND/DISCUSSION

The City of Brea currently utilizes the Avaya Phone System for its telephone and voicemail system. The core components were originally installed about 30 years ago and while there have been some hardware and software updates, it is approaching its end of support (EOS) in June of 2019. Without continued support, any system failures could leave the City without a functioning telephone system. The replacement of the phone system was presented to City management during a January 2018 Brea Leadership Team (BLT) meeting. It was suggested that the City's Strategic Plan on Technology (SPOT) Committee be engaged to solicit feedback from each department's direct stakeholders.

SPOT Committee members reached out to their respective departments to gather input regarding current and future telecommunication needs. This input was used to identify some of the features and functionality being sought in a new phone system. Combined with the minimum system requirements, these identified needs became part of a request for information (RFI) that was distributed at the end of January 2018, resulting in four vendor responses. After meeting with each vendor and viewing product demonstrations, a Mitel MiVoice solution was identified as the optimal system. As part of the FY2018-19 budget process, a \$320,000 decision package was submitted and subsequently approved with the Annual City Operating Budget.

Shortly after the beginning of the new fiscal year, the City initiated a Request for Proposal (RFP) to select a vendor for the purchase and implementation of the new phone system. An RFP was posted on the City of Brea's procurement site in July of 2018 soliciting proposals from a number of companies that expressed interest in this project. Only one company, IntelesysOne, attended the mandatory pre-proposal conference and site job-walk, making them the only vendor qualified to submit a proposal. The Purchasing Division contacted the remaining vendors regarding their reasons for non-attendance. Responses included lack of the required license, not having resources available to attend, or pricing not being competitive enough.

City staff selected IntelesysOne as the vendor for the phone system replacement project based

on their qualifications and competitive pricing for a Mitel System. There would be no additional benefit to the City in reissuing the RFP. Reissuing the RFP would delay the project, require that the City remain unsupported on the current system beyond the EOS date, and prices would likely be higher due to increases in wages, manufacturing costs and tariffs.

COMMISSION/COMMITTEE RECOMMENDATION

The Finance Committee reviewed staff's recommendation at their January 8, 2019 meeting and it was recommended for City Council approval.

FISCAL IMPACT/SUMMARY

Hardware and software that is no longer supported becomes a potential risk to the organization both in terms of operational reliability and system security. Replacing the phone system will allow the organization to take advantage of existing infrastructure upgrades and advances in technology. Voice over internet protocol (VoIP) systems allow for better flexibility and lower overall costs including maintenance support and wiring costs. This type of system is an upgradable software solution that can be regularly updated with new downloadable features rather than the traditional replacement of hardware, creating a much simpler environment for IT staff to maintain.

As an added benefit, a new intercom feature will allow notifications to be broadcast through phone handsets and through several IP based speakers that will be installed in key locations, resolving the existing paging system's deficiencies in coverage. This saves the City from having to upgrade or replace the paging system, which would be a significant financial investment in itself.

The proposed pricing from IntelesysOne was assessed to be fair, reasonable and competitive as it is based on the State of California Multiple Award Schedules (CMAS), which is in accordance with the federal General Services Administration (GSA) contracts and the National Association of State Procurement Officials (NASPO), which is a nationally procured contract. The combined discounts equaled \$107,552.26 off the costs of hardware, software, telephones, and professional services.

As identified in the decision package presented to City Council, the replacement of this equipment will be funded by the Fixed Asset Replacement Program (FARP) (Fund 182) as part of the FY2018-19 budget. There will be no additional impact to the General Fund. The phone system replacement project allows for reduced maintenance and support costs, which is an ongoing annual savings of about \$24,000 (based on \$40,000 of current annual support compared to \$16,000 for annual support of the new phone system).

RESPECTFULLY SUBMITTED:

William Gallardo, City Manager

Prepared by: Neil Groom, Procurement and Contracts Administrator

Concurrence: Cindy Russell, Administrative Services Director and

Randy Hornsby, Information Technology Manager

Attachments

Decision Package

FY 2018-19 DECISION PACKAGE

Department: Administrative Services
Division: Information Technology
Request: Phone System Upgrade

The City needs to replace the existing phone system which is approaching End of Support (EOS) in June 2019. The City of Brea currently utilizes an Avaya Phone System which runs on Communication Manager 5.2.1 Software and G650 Gateways. Avaya makes regular announcements to keep customers informed of the product life cycle.

- January 3, 2013, Avaya announced the End of Sale (EOS) for 5.2.1 software. Avaya no longer sells Software Version 5.2.1 on any new system purchases.
- June 12, 2017, Avaya announced that they will no longer sell additional licenses. Phones systems operating on 5.2.1 software can no longer add new phone lines.
- June 3, 2019, Avaya has announced that they will no longer support 5.2.1 software. Avaya will no longer provide bug fixes, updates, patches, or resolve any other issues that may arise.

With the advancement of technology and infrastructure upgrades, IT has been able to take advantage of converting the Fire Stations, Maintenance Yard, and Senior Center over to Voice over Internet Protocol (VOIP). This request is to upgrade our existing Avaya Core phone system to IP Office VOIP or a comparable solution.

Upgrading to a VOIP system will provide better flexibility, and lower overall costs including maintenance support and wiring costs. This type of system is an upgradeable software solution that allows updates and new features to be downloaded instead of the traditional replacement of hardware, creating a much simpler environment for IT staff to maintain. This will dramatically increase the lifespan of the technology as this is a hybrid solution that is designed to work with IP, SIP, Digital, and Analog devices seamlessly without a sacrifice in functionality, allowing users to integrate all levels of their infrastructure.

The costs listed reflected below are estimates based on preliminary information and funding is recommended to come from the Fixed Asset Replacement Fund (FARP).

We are currently in an RFI/RFP bid process to select the appropriate vendor and solution that will meet the City's operational and budgetary requirements.

Fiscal Impact

	<u>Fund/Dept/Program No</u>	<u>1X</u>	<u>Ongoing</u>	<u>Total</u>
Salary/Benefits		\$ 0	\$ 0	\$ 0
Services/Supplies	182 14 1471 4212	0	20,000	20,000
Capital Outlay	182 14 1471 4612	320,000	0	320,000
Subtotal		\$ 320,000	\$40,000	\$ 340,000
Offset	475 14 1471 4212	0	(40,000)	(40,000)
Total		\$320,000	\$-40,000)	\$ 300,000

AGREEMENT

THIS AGREEMENT is made and entered as of _____ ("Effective Date"), by and between the CITY OF BREA, a municipal corporation ("CITY") and IntelesysOne, Inc. ("CONTRACTOR"), who agree as follows:

I. Agreement

- A. This Agreement, together with the following documents are incorporated herein by reference, and supersedes all prior agreements and understandings:

Exhibit A – Scope of Work/Specifications

Exhibit B – Compensation

Exhibit C – General Provisions

Exhibit D – Insurance Requirements

Exhibit E – Labor Code Requirements

- B. This Agreement may be modified by written amendment executed by all parties.

II. Services

- A. CONTRACTOR shall provide to CITY a fully-integrated corporate-wide phone and voicemail system per the RFP specifications, terms and conditions ("Services") as set forth in Exhibit A.

III. Term of the Agreement

- A. This Agreement shall commence on Effective Date and shall terminate when all requirements have been provided unless terminated earlier as set forth herein ("Term").
- B. This Agreement may not be extended except by written amendment executed by all parties.

IV. Compensation Summary

- A. CITY shall pay CONTRACTOR for Services rendered according to prices set forth in Exhibit B and according to the Manner of Payment section of Exhibit C. Parties agree that full and complete payment for all Services shall not exceed \$313,005.36 ("Contract Amount").
- B. CONTRACTOR shall not render Extra Work beyond Exhibit A or in excess of the amount set forth above without CITY's prior written approval. Any work performed beyond Exhibit A requirements without CITY's prior written approval shall be deemed to have been performed in fulfillment of Exhibit A requirements and included within the not-to-exceed Contract Amount.
- C. Additional pricing and payment terms are set forth Exhibit B and Exhibit C.

V. Insurance Requirements Summary

- A. All insurances shall be provided by companies rated A VII or better by AM BEST, and include all the required endorsements as noted Exhibit D.
- B. Exhibit D shall govern in the event of any conflict with the following coverages.
1. **Commercial General Liability (CGL)**
at least \$1,000,000 per occurrence.

2. **Products-Completed Operations (PCO)**
3. **Automobile Liability Insurance (ALI)**
at least \$1,000,000 per occurrence.
4. **Workers' Compensation**
State of California with statutory limits
Employer's Liability Insurance with a limit of not less than \$1,000,000 per accident for bodily injury or disease.
5. **Professional Liability Insurance (PLI)**
at least \$1,000,000 per claim; \$1,000,000 aggregate.
6. **Errors & Omissions Insurance (E&O)**
at least \$1,000,000 per claim; \$1,000,000 aggregate.

VI. Notices and Designated Representatives

- A. All notices made pursuant to this Agreement shall be in writing and deemed effectively given: (i) upon receipt, when delivered personally; (ii) upon receipt, when sent by confirming email; (iii) one business day after deposit with an overnight courier service; or (iv) two business days after having been sent by registered or certified mail. All communications shall be sent to:

CITY–Project Manager:

Randy Hornsby, IT Manager
1 Civic Center Circle
Brea, CA 92821
(714) 990-7263 phone
RandyH@CityofBrea.net

CITY–City Clerk (if over \$25,000):

Lillian Harris-Neal, MMC, City Clerk
1 Civic Center Circle
Brea, CA 92821
(714) 990-7757 phone
LillianHN@CityofBrea.net

CONTRACTOR:

IntelesysOne, Inc.
Rick Balzer, Project Manager
3155-B East Sedona Court
Ontario CA 91764
(909) 972-0404
rbalzer@intelesysone.com

(SIGNATURES ON FOLLOWING PAGE)

City of Brea
IntelesysOne, Inc.

IN WITNESS WHEREOF, The parties hereto have executed this Agreement as of the day and year first set forth above:

CITY OF BREA

City of Brea

a municipal corporation

Printed Name: Christine Marick

Title: Mayor

Signature: _____

Date: _____

ATTEST (if over \$25,000)

Printed Name: Lillian Harris-Neal

Title: City Clerk

Signature: _____

Date: _____

CONTRACTOR

Business Name: IntelesysOne

Federal ID# 95-4583269

License Nos ☒ Contractor License #: 729063
(if checked,
Contractor to provide) ☒ DIR Registration #: 1000032005

Business Type ☐ Individual/Sole Proprietor ☐ Partnership ☐ Limited Liability Company
(Contractor select one) ☒ Corporation (requires two signatures) ☐ Other (specify below)

IntelesysOne

Printed Name: Richard Balzer

Title: President

Signature: 

Date: 12-21-2018

Contractor 2nd Signature (if corporation)

Printed Name: Julie Balzer

Title: Secretary

Signature: 

Date: 12-21-2018

EXHIBIT A
SCOPE OF WORK

I. Overview

- A. CONTRACTOR shall provide to CITY a fully-integrated corporate-wide phone and voicemail system per the RFP specifications, terms and conditions.
- B. Contractor at their own expense shall provide everything necessary including project management, labor, training, materials, tools, equipment, supplies, transportation, and the like to perform the Requirements.
- C. The requirements include, but are not limited to furnish and install a Mitel MiVoice Commercial Off-the-Shelf (COTS) Voice over Internet Protocol (VOIP) / Hybrid System (System) that meets City's requirements and on-going System maintenance and support for the life of the System.
- D. The System must provide the same or better functionality as the City's current phone and voicemail communication system. Including integration with the current peripheral systems or applications. The system will be located at the Brea Civic Center Complex and will be integrated with the: Brea Community Center; Public Works Center; Fire Stations 1, 2, & 3; Brea Plunge; and Brea Senior Center.

II. City Provisions

CITY will provide all required available documentation and data relative to the Scope of Work as requested by Contractor.

III. Contractor Requirements

- A. Specifications
 - 1. All equipment used in conjunction with the work must be new, unused, in good working order; fit and appropriate for the intended purpose; compatible with any legacy equipment that may require interface; meet all current federal, state, and local requirements.
 - 2. The Telephone and Voicemail System must be a Mitel MiVoice Connect VOIP System; no exceptions.
- B. Scope of Work-General
 - 1. Special Definitions
 - a) None.
 - 2. Special Working Hours
 - a) Coordinate with the City Project Manager for any special arrangements outside the City's normal Working Days and Hours.
 - b) Submit written requests for variations in the Schedule to City Project Manager for review and consideration; City's determination is final.
 - 3. All-Inclusive
 - a) Furnish everything necessary to provide a fully functional and fully operational integrated system.

4. Workmanship and Supervision
 - a) Provide all labor, project management, and supervision sufficient to complete the work as specified herein.
 - b) Have work performed by competent and experienced persons. Ensure that all employees have the appropriate certifications and licenses for the type of work they are performing.
 - c) Provide a thoroughly skilled, experienced, and competent supervisor who is responsible for adherence to the specifications. Supervisors and lead persons must communicate effectively, both in written and oral English, and shall be present at all times during work performance.
 - d) Ensure all personnel working onsite have a neat appearance and wear identification badges.
 - e) Replace personnel working on the contract City finds to be unsatisfactory.
 5. Emergency Services
 - a) Provide City with names and telephone numbers of at least two qualified persons who can be called by City representatives when emergency maintenance conditions occur during hours when Contractor's normal work force is not present.
 - b) Respond emergencies within thirty (30) minutes of notification.
 6. Extra Work
 - a) Perform extra work at listed Unit Price rates as City requests.
- C. Scope of Services-Specific
1. Overview
 - a) Coordinate all activities with City Project Manager and assigned City staff.
 - b) Install and program a Mitel MiVoice Connect VOIP System.
 - c) Install the Core server / PBX in the computer room at Brea Civic Center.
 - d) Port and configure all current devices over to the new solution including phone numbers, names, voicemail box setup, with assistance for PC and mobile software installation.
 - e) Locations are separate projects to be integrated into City's legacy systems.
 - f) Specific hardware needs will be described during the job walk.
 2. Brea Civic Center Complex
 - a) Location: 1 Civic Center Circle
 - b) IP Phones =211
 - c) Analog connections = 21

- d) Fax = 8
 - e) Modems = 11
 - f) Wireless PolyCom = 1
 - g) TTY = 1
 - h) Fire Alarm panels = 2
 - i) Verint Connections = IP Based
3. Brea Community Center
- a) Location: Brea Community Center 695 Madison Way, Brea CA, 92821
 - b) IP Phones = 27
 - c) Analog connections = 6
 - d) Fax = 1
 - e) Wireless PolyCom = 1
 - f) TTY = 1
 - g) Fire Alarm panels = 2
4. Fire Station 1 and Public Works Center
- a) Location: 545 / 555 Berry St., Brea CA 92821
 - b) IP Phones = 28
 - c) Analog connections = 1
5. Fire Station 2
- a) Location: 200 N. Brea Blvd, Brea CA 92821
 - b) IP Phones = 17
 - c) Analog connections = 1
 - d) Fire Alarm panels = 2
6. Fire Station 3
- a) Location: 400 Santa Fa Road, Brea CA, 92821
 - b) IP Phones = 11
 - c) Analog connections = 1
7. Fire Station 4 (removed from the Scope of Work)
8. Brea Plunge
- a) Location: 440 S Walnut Ave, Brea, CA.92821
 - b) IP Phones = 1
9. Brea Senior Center
- a) Location: 500 Sievers Ave, Brea, CA 92821
 - b) IP Phones = 13

- c) Analog connections = 1
 - d) Fire Alarm panels = 1
 - 10. Brea Downtown Office (removed from the Scope of Work)
 - 11. Brea Sports Park Office (removed from the Scope of Work)
- D. Support
 - 1. Provide ongoing technical support, which must include:
 - a) Provide Gold Business Partner level support
 - b) Provide hardware replacement on all covered components
 - c) Labor Included on all covered hardware replacement
 - d) Provide your response time on major incidents
 - e) Provide your response time for minor incidents
 - f) 4 hour onsite resolution on major incidents
 - g) Proactive remote monitoring / power outages
 - h) Priority service
 - i) Coverage 24 Hours a Day 7 Days a Week
 - j) Dashboards / System Health Monitor at Company and Customer Locations
 - k) Unlimited Monthly "Remote" Moves, Adds and Changes on covered components (8x5 weekdays) including assistance with call accounting and automated assistance setup, if not, what you do provide
 - l) Back-up Core Programming, and Proactively Back-ups Daily
 - m) Upgrade Core Firmware and Dot Release Software Annually, including software support with Upgrades Annually
 - n) Monthly system health check reports

IV. Time of Performance

- A. **Commencement and Completion of Work.** The Services to be performed pursuant to this Agreement shall commence within seven (7) calendar days from the Notice to Proceed. Failure to commence work in a timely manner and/or diligently pursue work to completion may be grounds for termination of this Agreement. After receipt of Notice-to-Proceed, the Services must be completed within 90 calendar days.
- B. **Excusable Delays.** Neither party shall be responsible for delays or lack of performance resulting from acts beyond the reasonable control of the party or parties. Such acts shall include, but not be limited to, acts of God, fire, strikes, material shortages, compliance with laws or regulations, riots, acts of war, or any other conditions beyond the reasonable control of a party.
- C. **Schedule.** The project schedule will be discussed and agreed to by both CONTRACTOR and CITY at the project kickoff meeting.

- D. **Additional Services.** Additional Services are those services related to the scope of services of CONTRACTOR set forth in Exhibit A but not anticipated at the time of execution of this Agreement. Additional Services shall be provided only when a Supplemental Agreement authorizing the Additional Services is approved by CITY in accordance with CITY's Supplemental Agreement procedures. CITY reserves the right to perform any Additional Services with its own staff or to retain other contractors to perform the Additional Services.

V. Modifications to Original Scope of Work

- A. The following changes were incorporated into Exhibit A – Scope of Work as shown below:
1. I.D. Overview. Minor rewording and removal of Fire Station 4, Brea Downtown Office, Brea Sports Park.
 2. I.C.3.g) Brea Community Center. Fire Alarm panels now reads: 2.
 3. I.C.4.d) Fire Station 1 and Public Works Center. Fire Alarm panels deleted.
 4. I.C.5.d) Fire Station 2. Fire Alarm panels now reads: 2.
 5. I.C.6.c) Fire Station 3. Analog connections now reads: 1.
 6. I.C.6.d) Fire Station 3. Fire Alarm panels deleted.
 7. I.C.7. Fire Station 4 has been removed from the Scope of Work.
 8. I.C.10. Brea Downtown Office has been removed from the Scope of Work.
 9. I.C.11. Brea Sports Park has been removed from the Scope of Work.
 10. IV. Time of Performance. Added.
- B. This Section V. shall govern in the event of any conflict with the preceding Scope of Work.

End of Exhibit A

EXHIBIT B
COMPENSATION

I. Compensation

- A. This is a Time and Materials Not to Exceed (T&M NTE) Contract between CITY and CONTRACTOR for furnishing the requirements as set forth in Exhibit A.
- B. CONTRACTOR agrees to accept the specified compensation as set forth in this Contract as full payment for performing all services and furnishing all staffing and materials required, for any reasonably unforeseen difficulties which may arise or be encountered in the execution of the services until acceptance, for risks connected with the services, and for performance by CONTRACTOR of all its duties and obligations hereunder. CONTRACTOR shall only be compensated as set forth herein for work performed in accordance with the Scope of Work.
- C. **CITY shall have no obligation to pay any sum in excess of the Fixed Prices and Total Contract Amount specified herein unless authorized by amendment in accordance with the Entire Agreement paragraph set forth in General Provisions, which may require approval by the City Council.**

II. Fees and Charges

- A. Payment shall be made in accordance with the provisions of this Contract. The prices stated below shall include all cost associated with furnishing the requirements as set forth in Exhibit A.
- B. **Contract Amount.** Payment shall not exceed the total amount of \$313,005.36.
 - 1. **Billable Rates.** CONTRACTOR shall be paid for the performance of Services on a time-and-material basis in accordance with Attachment 1 to Exhibit B.
 - 2. **Reimbursable Expenses.** None allowed.
 - 3. **Change Orders.** The Purchasing Agent and the Administrative Services Director may execute change orders that cumulatively do not exceed five percent (5%) of the Contract Amount or five thousand dollars (\$5,000), whichever is less.

III. Price Increases/Decreases

No price increases will be permitted during the performance of the Contract.

IV. Contractor's Expense

CONTRACTOR will be responsible for all costs related to photo copying, telephone and fax communications while on City sites during the performance of work and services under this Contract.

V. Payment Terms and Invoicing

Payment Terms and Invoicing are set forth in Exhibit C - General Provisions, II. Manner of Payment and Accounting Requirements.

End of Exhibit B

Attachment 1 to Exhibit B
Billable Rates

City of Brea Mtel MiVoice Connect VoIP System																				
Prices fixed for 5 years at the same cost with no more than a 10% increase in years 6-10																				
Description	Total		Citywide		Shared Resource		Chic Ctr & Comm Ctr		Community Center		Fire St. 1 & Public Works		Fire Station 2		Fire Station 3		Brea Senior Center		Fire Station 4, Plunge, Sports Park, Don Office	
	Unit Cost	Quantity	Unit Cost	Total Cost	Quantity	Total Cost	Quantity	Total Cost	Quantity	Total Cost	Quantity	Total Cost	Quantity	Total Cost	Quantity	Total Cost	Quantity	Total Cost	Quantity	Total Cost
Hardware																				
Mitel Voice Switch 50A	\$2,000.00	5		\$10,000.00	0	\$0.00	1	\$2,000.00	1	\$2,000.00	1	\$2,000.00	1	\$2,000.00	1	\$2,000.00	1	\$2,000.00	0	\$0.00
Mitel Voice Switch 100A	\$3,200.00	2		\$6,400.00	2	\$6,400.00	0	\$0.00	0	\$0.00	0	\$0.00	0	\$0.00	0	\$0.00	0	\$0.00	0	\$0.00
Mitel Voice Switch 1000A	\$8,100.00	2		\$16,200.00	2	\$16,200.00	0	\$0.00	0	\$0.00	0	\$0.00	0	\$0.00	0	\$0.00	0	\$0.00	0	\$0.00
Back Mount kit	\$95.00	7		\$665.00	1	\$95.00	1	\$95.00	1	\$95.00	1	\$95.00	1	\$95.00	1	\$95.00	1	\$95.00	0	\$0.00
NASPO / CMAS Discount				-\$10,342.75		-\$66,576.50		-\$733.25		-\$733.25		-\$733.25		-\$733.25		-\$733.25		-\$733.25		\$0.00
Hardware Subtotal				\$19,022.25		\$12,213.50		\$1,861.75		\$1,861.75		\$1,861.75		\$1,861.75		\$1,861.75		\$1,861.75		\$0.00
Software																				
Courtesy License	\$99.00	108		\$10,692.00	99	\$9,801.00	4	\$396.00	2	\$198.00	2	\$198.00	2	\$198.00	2	\$198.00	1	\$99.00	0	\$0.00
Telephony License	\$159.00	93		\$14,787.00	89	\$14,151.00	1	\$159.00	1	\$159.00	1	\$159.00	1	\$159.00	1	\$159.00	1	\$159.00	0	\$0.00
Essentials UC License	\$199.00	326		\$64,874.00	233	\$46,367.00	25	\$4,975.00	26	\$5,174.00	15	\$2,985.00	10	\$1,990.00	9	\$1,791.00	8	\$1,592.00	0	\$0.00
Standard UC License	\$299.00	0		\$0.00	0	\$0.00	0	\$0.00	0	\$0.00	0	\$0.00	0	\$0.00	0	\$0.00	0	\$0.00	0	\$0.00
SIP Device License	\$300.00	10		\$3,000.00	5	\$1,500.00	2	\$600.00	1	\$495.00	1	\$495.00	1	\$495.00	1	\$495.00	2	\$990.00	0	\$0.00
SIP License	\$495.00	6		\$2,970.00	1	\$495.00	1	\$495.00	1	\$495.00	1	\$495.00	1	\$495.00	1	\$495.00	1	\$495.00	0	\$0.00
NASPO / CMAS Discount				-\$32,768.05		-\$24,837.40		-\$2,129.75		-\$2,119.60		-\$2,119.60		-\$2,144.95		-\$911.40		-\$557.20		\$0.00
Software Subtotal				\$60,854.95		\$46,126.60		\$3,955.25		\$3,936.40		\$3,936.40		\$2,492.05		\$1,613.25		\$1,692.60		\$1,034.80
Telephones																				
IP 420 10/100/1000	\$219.00	9		\$1,971.00	3	\$657.00	2	\$438.00	2	\$438.00	1	\$219.00	0	\$0.00	1	\$219.00	0	\$0.00	0	\$0.00
IP 480 10/100/1000	\$569.00	307		\$173,383.00	212	\$78,228.00	25	\$9,225.00	26	\$9,594.00	16	\$5,904.00	10	\$5,690.00	10	\$5,690.00	8	\$4,552.00	0	\$0.00
IP 485 Gg	\$429.00	10		\$4,290.00	10	\$4,290.00	0	\$0.00	0	\$0.00	0	\$0.00	0	\$0.00	0	\$0.00	0	\$0.00	0	\$0.00
Wireless Conference Dsh	\$715.00	3		\$2,145.00	3	\$2,145.00	0	\$0.00	0	\$0.00	0	\$0.00	0	\$0.00	0	\$0.00	0	\$0.00	0	\$0.00
Wireless Conference Dsh	\$595.00	2		\$1,190.00	0	\$0.00	0	\$0.00	0	\$0.00	0	\$0.00	0	\$0.00	0	\$0.00	0	\$0.00	0	\$0.00
Wall Mount kit	\$335.00	10		\$3,350.00	10	\$3,350.00	0	\$0.00	0	\$0.00	0	\$0.00	0	\$0.00	0	\$0.00	0	\$0.00	0	\$0.00
IP Phone Button	\$295.00	5		\$1,475.00	0	\$0.00	2	\$590.00	1	\$590.00	0	\$0.00	0	\$0.00	2	\$990.00	0	\$0.00	0	\$0.00
User Guides (Set of 25)	\$10.00	34		\$340.00	18	\$180.00	4	\$40.00	4	\$40.00	2	\$20.00	2	\$20.00	2	\$20.00	2	\$20.00	2	\$20.00
NASPO / CMAS Discount				-\$41,040.40		-\$29,111.25		-\$3,382.05		-\$3,311.20		-\$2,143.05		-\$1,291.50		-\$1,368.15		-\$1,093.20		\$0.00
Telephones Subtotal				\$83,203.60		\$57,928.75		\$6,310.95		\$6,855.80		\$3,999.95		\$2,418.50		\$3,150.85		\$1,938.80		\$1,938.80
Hardware Software Support																				
Annual Support Year 1: Renewable with 4 additional one year periods at the same cost with no phone coverage after year 1				\$18,713.51		\$4,667.87		\$929.78		\$929.78		\$929.44		\$929.69		\$515.78		\$529.46		\$183.08
NASPO / CMAS Discount				-\$2,808.53		-\$700.18		-\$1,544.98		-\$1,399.47		-\$1,381.97		-\$1,000.69		-\$777.37		-\$79.42		-\$27.86
Hardware Software Support Subtotal				\$15,904.98		\$3,967.69		\$790.31		\$790.31		\$787.47		\$570.57		\$438.41		\$460.04		\$155.62
Professional Services																				
Project Management	\$160.00	85		\$13,600.00	30	\$4,800.00	43	\$6,960.00	3	\$480.00	3	\$480.00	2	\$320.00	1	\$160.00	2	\$320.00	1	\$160.00
Training - End user and Admin	\$150.00	82		\$12,300.00	15	\$2,250.00	49	\$7,350.00	4	\$600.00	5	\$750.00	3	\$450.00	2	\$300.00	2	\$300.00	2	\$300.00
Installation	\$195.00	259		\$50,505.00	48	\$9,300.00	108	\$21,060.00	19	\$3,705.00	10	\$1,950.00	8	\$1,560.00	6	\$1,170.00	0	\$0.00	0	\$0.00
Paging Installation				\$9,300.00		\$9,300.00		\$9,300.00		\$9,300.00		\$9,300.00		\$9,300.00		\$9,300.00		\$9,300.00		\$9,300.00
NASPO / CMAS Discount				-\$11,460.75		-\$2,461.50		-\$1,883.00		-\$1,742.25		-\$1,742.25		-\$1,408.00		-\$303.00		-\$327.00		-\$244.50
Professional Services Subtotal				\$64,944.25		\$23,348.50		\$9,937.60		\$4,194.75		\$2,312.00		\$1,717.00		\$1,853.00		\$1,853.00		\$1,385.50
Common Resources																				
Virtualized VMware server with 5 VMs				\$29,248.50		\$29,248.50		\$29,248.50		\$29,248.50		\$29,248.50		\$29,248.50		\$29,248.50		\$29,248.50		\$29,248.50
Enhanced Paging with Distributed operation	\$9,995.00	1		\$9,995.00		\$9,995.00		\$9,995.00		\$9,995.00		\$9,995.00		\$9,995.00		\$9,995.00		\$9,995.00		\$9,995.00
60 Unit Paging System	\$6,000.00	1		\$6,000.00		\$6,000.00		\$6,000.00		\$6,000.00		\$6,000.00		\$6,000.00		\$6,000.00		\$6,000.00		\$6,000.00
e911 Notification Software	\$6,345.20	1		\$6,345.20		\$6,345.20		\$6,345.20		\$6,345.20		\$6,345.20		\$6,345.20		\$6,345.20		\$6,345.20		\$6,345.20
Active Directory Integration	\$5,500.00	1		\$5,500.00		\$5,500.00		\$5,500.00		\$5,500.00		\$5,500.00		\$5,500.00		\$5,500.00		\$5,500.00		\$5,500.00
Image Chronical Call Accounting	\$5,000.00	1		\$5,000.00		\$5,000.00		\$5,000.00		\$5,000.00		\$5,000.00		\$5,000.00		\$5,000.00		\$5,000.00		\$5,000.00
Verint Integration	\$3,995.00	1		\$3,995.00		\$3,995.00		\$3,995.00		\$3,995.00		\$3,995.00		\$3,995.00		\$3,995.00		\$3,995.00		\$3,995.00
Audio Conference Bridge Ports (10)	\$1,800.00	1		\$1,800.00		\$1,800.00		\$1,800.00		\$1,800.00		\$1,800.00		\$1,800.00		\$1,800.00		\$1,800.00		\$1,800.00
N+1 Redundant Switch	\$1,750.00	10		\$17,500.00		\$17,500.00		\$17,500.00		\$17,500.00		\$17,500.00		\$17,500.00		\$17,500.00		\$17,500.00		\$17,500.00
Distributed Voice Server	\$0.00	1		\$0.00		\$0.00		\$0.00		\$0.00		\$0.00		\$0.00		\$0.00		\$0.00		\$0.00
NASPO / CMAS Discount				-\$8,431.78		-\$8,431.78		-\$8,431.78		-\$8,431.78		-\$8,431.78		-\$8,431.78		-\$8,431.78		-\$8,431.78		-\$8,431.78
Common Resources Subtotal				\$47,706.42		\$47,706.42		\$47,706.42		\$47,706.42		\$47,706.42		\$47,706.42		\$47,706.42		\$47,706.42		\$47,706.42
Shipping				\$2,943.80		\$2,943.80		\$2,943.80		\$2,943.80		\$2,943.80		\$2,943.80		\$2,943.80		\$2,943.80		\$2,943.80
Taxes				\$9,115.11		\$9,115.11		\$9,115.11		\$9,115.11		\$9,115.11		\$9,115.11		\$9,115.11		\$9,115.11		\$9,115.11
Project Total				\$113,005.36		\$76,810.04		\$33,978.39		\$17,953.82		\$11,271.81		\$5,415.53		\$2,927.97		\$549.73		\$4,707.63

EXHIBIT C
GENERAL PROVISIONS

I. Standard Requirements

CONTRACTOR shall forthwith undertake and complete the Project in accordance with Exhibit "A" attached to this Agreement and all in accordance with Federal, State and CITY statutes, regulations, ordinances and guidelines all to the reasonable satisfaction of CITY.

A. Documents, Reports, Photographs, Drawings

CONTRACTOR shall supply copies of all maps, surveys, reports, plans and documents (hereinafter collectively referred to as "documents") including all supplemental technical documents, as described in Exhibit "A" to CITY within the time specified in Exhibit "A". Copies of the documents shall be in such numbers as are required in Exhibit "A". CITY may thereafter review and forward to CONTRACTOR comments regarding said documents and CONTRACTOR shall thereafter make such revisions to said documents as are deemed necessary. CITY shall receive revised documents in such form and in the quantities determined necessary by CITY. The time limits set forth pursuant to this Agreement may be extended upon written approval of CITY.

B. Hires

CONTRACTOR shall, at CONTRACTOR's sole cost and expense, secure and hire such other persons as may, in the opinion of CONTRACTOR, be necessary to comply with the terms of this Agreement. In the event any such other persons are retained by CONTRACTOR, CONTRACTOR hereby warrants that such persons shall be fully qualified to perform services required hereunder. CONTRACTOR further agrees that no subcontractor shall be retained by CONTRACTOR except upon the prior written approval of CITY.

C. Information and Assistance

CITY will provide information and assistance as set forth in Exhibit "A" hereto; photographically reproducible copies of maps and other information, if available, which CONTRACTOR considers necessary in order to complete the Project. Such information as is generally available from CITY files applicable to the Project.

Assistance, if necessary, in obtaining information from other governmental agencies and/or private parties. However, it shall be CONTRACTOR's responsibility to make all initial contact with respect to the gathering of such information.

D. Ownership of Documents

Unless otherwise agreed upon in writing, all reports, documents, or other original written material, including any original images, photographs, video files, digital files, and/or or other media created or developed for the CITY by CONTRACTOR in the performance of this Agreement (collectively, "Documents") shall be and remain the property of CITY without restriction or limitation upon its use or dissemination by CITY. All Documents shall be considered to be "works made for hire", and all Documents and any and all intellectual property rights arising from their creation, including, but not limited to, all copyrights and other proprietary rights, shall be and remain the property of CITY without restriction or limitation

upon their use, duplication or dissemination by CITY. CONTRACTOR shall not obtain or attempt to obtain copyright protection as to any of the Documents.

CONTRACTOR hereby assigns to CITY all ownership and any and all intellectual property rights to the Documents that are not otherwise vested in the CITY pursuant to subsection above.

CONTRACTOR warrants and represents that it has secured all necessary licenses, consents or approvals to use any instrumentality, thing or component as to which any intellectual property right exists, including computer software, used in the rendering of the Services and the production of all Documents produced under this Agreement, and that CITY has full legal title to and the right to reproduce the Documents. CONTRACTOR shall defend, indemnify and hold CITY, and its elected officials, officers, employees, servants, attorneys, designated volunteers, and agents serving as independent contractors in the role of city officials, harmless from any loss, claim or liability in any way related to a claim that CITY's use of any of the Written Product is violating federal, state or local laws, or any contractual provisions, or any laws relating to trade names, licenses, franchises, copyrights, patents or other means of protecting intellectual property rights and/or interests in product or inventions. CONTRACTOR shall bear all costs arising from the use of patented, copyrighted, trade secret or trademarked documents, materials, equipment, devices or processes in connection with its provision of the Services and Written Product produced under this Agreement. In the event the use of any of the Written Product or other deliverables hereunder by CITY is held to constitute an infringement and the use of any of the same is enjoined, CONTRACTOR, at its expense, shall: (a) secure for CITY the right to continue using the Written Product and other deliverables by suspension of any injunction, or by procuring a license or licenses for CITY; or (b) modify the Written Product and other deliverables so that they become non-infringing while remaining in compliance with the requirements of this Agreement. This covenant shall survive the termination of this Agreement.

E. Termination

This Agreement may be terminated by CITY upon the giving of a written "Notice of Termination" to CONTRACTOR at least fifteen (15) days prior to the date of termination specified in said Notice. In the event this Agreement is so terminated, CONTRACTOR shall be paid on a pro-rata basis with respect to the percentage of the Project completed as of the date of termination. In no event, however, shall CONTRACTOR receive more than the maximum specified in paragraph IV.B., above. CONTRACTOR shall provide to CITY any and all documents, data, studies, surveys, drawings, maps, models, photographs and reports, whether in draft or final form, prepared by CONTRACTOR as of the date of termination. CONTRACTOR may not terminate this Agreement except for cause.

F. Insurance

Throughout the term of this Agreement, CONTRACTOR agrees to provide and maintain insurance as set forth in Exhibit D Insurance Requirements of the Agreement.

G. Indemnity

CONTRACTOR shall hold harmless and indemnify CITY, and its elected officials, officers, employees, servants, designated volunteers, and those CITY agents serving as independent contractors in the role of CITY officials (collectively, "Indemnitees"), with respect to any and all claims, demands, damages, liabilities, losses, costs or expenses, including reimbursement of attorneys' fees and costs of defense (collectively, "Claims" hereinafter), including but not limited to Claims relating to death or injury to any person and injury to any property, which arise out of, pertain to, or relate to in whole or in part to the negligence, recklessness, or willful misconduct of CONTRACTOR or any of its officers, employees, subcontractors, or agents in the performance of its professional services under this Agreement.

Other Indemnities. In connection with any and all claims, demands, damages, liabilities, losses, costs or expenses, including attorneys' fees and costs of defense (collectively, "Damages" hereinafter) not covered by this Section, CONTRACTOR shall defend, hold harmless and indemnify the Indemnitees with respect to any and all Damages, including but not limited to, Damages relating to death or injury to any person and injury to any property, which arise out of, pertain to, or relate to the acts or omissions of CONTRACTOR or any of its officers, employees, subcontractors, or agents in the performance of this Agreement, except for such loss or damage arising from the sole negligence or willful misconduct of the CITY, as determined by final arbitration or court decision or by the agreement of the parties. CONTRACTOR shall defend Indemnitees in any action or actions filed in connection with any such Damages with counsel of CITY's choice, and shall pay all costs and expenses, including all attorneys' fees and experts' costs actually incurred in connection with such defense. CONTRACTOR's duty to defend pursuant to this Section shall apply independent of any prior, concurrent or subsequent misconduct, negligent acts, errors or omissions of Indemnitees.

These Indemnification provisions are independent of and shall not in any way be limited by the Insurance Requirements of this Agreement. City approval of the Insurance contracts required by this Agreement does not in any way relieve the Contractor from liability under this Section.

H. Assignment and Subcontracting

No assignment of this Agreement or of any part or obligation of performance hereunder shall be made, nor shall any required performance be subcontracted, either in whole or in part, by CONTRACTOR without the prior written consent of CITY.

I. Work Delays

In the event that CONTRACTOR fails to submit to CITY the completed project, together with all documents and supplemental material required hereunder, in public hearing form to the reasonable satisfaction of CITY, within the time set forth in Exhibit A, or as may be extended by written consent of the parties hereto.

J. Independent Contractor

CONTRACTOR is retained by CITY only to the extent set forth in this Agreement, and the CONTRACTOR's relationship to the CITY is that of an independent

contractor. CONTRACTOR shall be free to dispose of all portions of CONTRACTOR's time and activities which CONTRACTOR is not obligated to devote to the CITY in such a manner and to such persons, firms, or corporations as the CONTRACTOR sees fit except as expressly provided in this Agreement. Neither the CITY nor any of its agents shall have control over the conduct of the CONTRACTOR or any of the CONTRACTOR's employees, except as set forth in this Agreement. CONTRACTOR shall not have the status of an employee under this Agreement, or be entitled to participate in any insurance, medical care, vacation, sick leave or other benefits provided for CITY's officers or employees. CONTRACTOR shall have no power to incur any debt, obligation, or liability on behalf of CITY or otherwise act on behalf of the CITY as an agent. CONTRACTOR shall not, at any time, or in any manner, represent that it or any of its agents or employees are in any manner agents or employees of the CITY. CONTRACTOR agrees to pay all required taxes on amounts paid to CONTRACTOR under this Agreement, and to indemnify and hold CITY harmless from any and all taxes, assessments, penalties, and interest asserted against CITY by reason of the independent contractor relationship created by this Agreement. CONTRACTOR shall fully comply with the workers' compensation law regarding CONTRACTOR and CONTRACTOR's employees. CONTRACTOR further agrees to indemnify and hold CITY harmless from any failure of CONTRACTOR to comply with applicable workers' compensation laws. CITY shall have the right to offset against the amount of any fees due to CONTRACTOR under this Agreement any amount due to CITY from CONTRACTOR as a result of CONTRACTOR's failure to promptly pay to CITY any reimbursement or indemnification arising under this Section.

K. Governing Law and Venue

This Agreement shall be governed by and construed in accordance with the laws of the State of California. Venue for any legal action arising out this Agreement shall be the Superior Court of the County of Orange, California.

L. Attorneys' Fees

In the event any legal proceeding is instituted to enforce any term or provision of this Agreement, the prevailing party shall be entitled to recover attorneys' fees, experts' fees, and all other costs of litigation from the opposing party in an amount determined by the court to be reasonable.

M. Entire Agreement

This Agreement supersedes any and all other agreements, either oral or in writing, between the parties with respect to the subject matter herein. Each party to this Agreement acknowledges that no representation by any party which is not embodied herein nor any other agreement, statement, or promise not contained in this Agreement shall be valid and binding. Any modification of this Agreement shall be effective only if it is in writing signed by all parties. In the event of any inconsistency between the General Provisions and any of the Exhibits, the provisions of the General Provisions shall govern over the Exhibits.

Continued on Next Page

II. Manner of Payment and Accounting Requirements

A. Taxes

1. CONTRACTOR shall pay, when and as due, any and all taxes incurred as a result of CONTRACTOR's compensation hereunder, including estimated taxes, and shall provide CITY with proof of the payment upon request.
2. CONTRACTOR hereby agrees to indemnify CITY for any claims, losses, costs, fees, liabilities, damages or injuries suffered by CITY arising out of CONTRACTOR's breach of this Section.

B. Payment Terms

1. Invoices are to be submitted in arrears, after services have been received. Payment will be net 30 days after receipt of an invoice in a format acceptable to City. Invoices shall be verified and approved by the CITY and subject to routine processing requirements. The responsibility for providing an acceptable invoice to the CITY for payment rests with the CONTRACTOR. Incomplete or incorrect invoices are not acceptable and will be returned to the CONTRACTOR for correction.
2. Billing shall cover services not previously invoiced. The CONTRACTOR shall reimburse the City of Brea for any monies paid to the Contractor for services not provided, or when services do not meet the contract requirements.
3. Payments made by the CITY shall not preclude the right of the CITY from thereafter disputing any items involved or billed under this contract and shall not be construed as acceptance of any part of the goods.

C. Invoicing Instructions

1. CONTRACTOR will provide an invoice on the CONTRACTOR'S letterhead. Each invoice will have a unique number and will include the following information:
 - a) Contractor's name and address
 - b) Contractor's remittance address, if different from 1 above
 - c) Contractor's Taxpayer ID Number
 - d) Name of City Agency/Department
 - e) Delivery/service address
 - f) Contract number
 - g) Purchase Order (PO) number
 - h) Date of invoice
 - i) Description of Services/Goods
 - j) Sales tax, if applicable
 - k) Freight/delivery charges, if applicable
 - l) Total

2. Invoices and support documentation are to be forwarded to:
 - a) City of Brea
 - b) Accounts Payable
 - c) 1 Civic Center Circle
 - d) Brea CA 92821
3. City does not accept electronic invoices.

D. Accounting Records of CONTRACTOR

During performance of this Agreement and for a period of three (3) years after completing all Services and Additional Services hereunder, CONTRACTOR shall maintain all accounting and financial records related to this Agreement, including, but not limited to, records of CONTRACTOR's costs for all Services and Additional Services performed under this Agreement and records of CONTRACTOR's Reimbursable Expenses, in accordance with generally accepted accounting practices, and shall keep and make the records available for inspection and audit by representatives of the CITY upon reasonable written notice.

End of Exhibit C

EXHIBIT D
INSURANCE REQUIREMENTS

I. General

The City reserves the right to modify these requirements, including limits, based on the nature of the risk, prior experience, insurer, coverage, or other special circumstances. If the existing policies do not meet the insurance requirements set forth herein, Contractor agrees to amend, supplement or endorse the policies to do so.

Without limiting the Contract Indemnity provisions, Contractor shall procure and maintain in full force and effect for the Term of Contract, the following policies of insurance.

For all insurance required in this contract, if a general aggregate limit applies, either the general aggregate limit shall apply separately to this project/location or the general aggregate limit shall be twice the required occurrence limit.

If the Contractor maintains broader coverage and/or higher limits than the minimums required herein, the City requires and shall be entitled to the broader coverage and/or higher limits maintained by the Contractor.

A. Commercial General Liability (CGL)

CGL affords coverage at least as broad as Insurance Services Office "occurrence" form CG 00 01, including products and completed operations, property damage, bodily injury, and personal & advertising injury.

Limits shall be no less than: \$1,000,000 per occurrence

Products-Completed Operations (PCO)

Contractor shall procure and submit to City evidence of insurance for a period of at least ten (10) years from the time that all work under this Contract is completed.

B. Automobile Liability Insurance (ALI)

ALI with coverage at least as broad as Insurance Services Office Form CA 0001 covering "Any Auto" (Symbol 1) for each accident for bodily injury and property damage.

Limits shall be no less than: \$1,000,000 per occurrence

C. Workers' Compensation (WC)

WC as required by the State of California with statutory limits, and Employer's Liability Insurance.

Limits shall be no less than: \$1,000,000 per accident for bodily injury or disease.

D. Professional Liability Insurance (PLI)

Covered professional services shall specifically include all work to be performed under this contract and delete any exclusion that may potentially affect the work to be performed.

Limits shall be no less than: \$1,000,000 per claim; \$2,000,000 aggregate

E. Errors & Omissions (E&O)

Covered professional services shall specifically include all work to be performed under this contract and delete any exclusion that may potentially affect the work to be performed including:

1. All acts, errors, omissions, negligence, infringement of intellectual property;
2. Network security and privacy risks, including but not limited to unauthorized access, failure of security, breach of privacy perils, wrongful disclosure, collection, or negligence in the handling of confidential information, privacy perils, including coverage for related regulatory defense and penalties;
3. Data breach expenses payable whether incurred by City or Contractor, including but not limited to consumer notification, whether or not required by law, computer forensic investigations, public relations and crisis management firm fees, credit file or identity monitoring or remediation services in the performance of services for City or on behalf of City hereunder.

The policy shall contain an affirmative coverage grant for continent bodily injury and property damage emanating from the failure of the technology services or an error or omission in the content/information provided.

If a sub-limit applies to any elements of coverage, the certificate of insurance evidencing the coverage above must specify the coverage section and the amount of the sub-limit.

Limits shall be no less than: \$1,000,000 per claim and annual aggregate.

II. Endorsements

Insurance policies shall not be in compliance if they include any limiting provision or endorsement that has not been submitted to the City for approval. The insurance policies shall contain or be endorsed to contain, the following provisions:

A. Commercial General Liability & Contractors Pollution Liability

1. Additional Insured

The City, its elected officials, officers, employees, volunteers, boards, agents and representatives shall be additional insureds with regard to liability and defense of suits or claims arising out of the work or operations performed by or on behalf of the Contractor including materials, parts or equipment furnished in connection with such work or operations.

Additional Insured Endorsements shall not:

- a) Be limited to "Ongoing Operations"
- b) Exclude "Contractual Liability"
- c) Restrict coverage to the "sole" liability of Contractor
- d) Exclude "Third-Party-Over Actions"
- e) Contain any other exclusion contrary to the Contract

Additional Insured Endorsements shall be at least as broad as ISO Form(s) CG 20 10 11 85; or CG 2010 and CG 20 37.

2. Primary Insurance

This insurance shall be primary and any other insurance whether primary, excess, umbrella or contingent insurance, including deductible, or self-insurance available to the insureds added by endorsement shall be in excess of and shall not contribute with this insurance. Coverage shall be at least as broad as ISO CG 20 01 04 13.

B. Auto Liability

1. Additional Insured

The City, its elected officials, officers, employees, volunteers, boards, agents and representatives) shall be additional insureds with regard to liability and defense of suits or claims arising out of the work or operations performed by or on behalf of the Contractor.

2. Primary Insurance

This insurance shall be primary and any other insurance whether primary, excess, umbrella or contingent insurance, including deductible, or self-insurance available to the insureds added by endorsement shall be in excess of and shall not contribute with this insurance.

3. Workers' Compensation

A waiver of subrogation stating that the insurer waives all rights of subrogation against the indemnified parties.

III. Insurance Obligations of Contractor

The insurance obligations under this agreement shall be: (1) all the insurance coverage and/or limits carried by or available to the Contractor; or (2) the minimum insurance coverage requirements and/or limits shown in this agreement; whichever is greater. Any insurance proceeds in excess of or broader than the minimum required coverage and/or minimum required limits, which are applicable to a given loss, shall be available to the City. No representation is made that the minimum insurance requirements of this agreement are sufficient to cover the obligations of the Contractor under this agreement.

IV. Notice of Cancellation

Required insurance policies shall not be cancelled or the coverage reduced until a thirty (30) day written notice of cancellation has been served upon the City except ten (10) days shall be allowed for non-payment of premium.

V. Waiver of Subrogation

Required insurance coverages shall not prohibit Contractor from waiving the right of subrogation prior to a loss. Contractor shall waive all rights of subrogation against the indemnified parties and policies shall contain or be endorsed to contain such a provision. This provision applies regardless of whether the City has received a waiver of subrogation endorsement from the insurer.

VI. Evidence of Insurance

All policies, endorsements, certificates, and/or binders shall be subject to approval by the City as to form and content. These requirements are subject to amendment or waiver only if so approved in writing by the City. The City reserves the right to require complete, certified copies of all required insurance policies, including endorsements required by these specifications, at any time.

The certificates and endorsements for each insurance policy shall be signed by a person authorized by that insurer to bind coverage on its behalf. At least fifteen (15) days prior to the expiration of any such policy, evidence of insurance showing that such insurance coverage has been renewed or extended shall be filed with the City. If such coverage is cancelled or reduced, Contractor shall, within ten (10) days after receipt of written notice of such cancellation or reduction of coverage, file with the City evidence of insurance showing that the required insurance has been reinstated or has been provided through another insurance company or companies.

VII. Deductible or Self-Insured Retention

Any deductible or self-insured retention must be approved in writing by the City and shall protect the indemnified parties in the same manner and to the same extent as they would have been protected had the policy or policies not contained a deductible or self-insured retention. The City may require the Contractor to purchase coverage with a lower retention or provide proof of ability to pay losses and related investigations, claim administration and defense expenses within the retention.

VIII. Contractual Liability

The coverage provided shall apply to the obligations assumed by the Contractor under the indemnity provisions of this Contract.

IX. Failure to Maintain Coverage

Contractor agrees to suspend and cease all operations hereunder during such period of time as the required insurance coverage is not in effect and evidence of insurance has not been furnished to the City. The City shall have the right to withhold any payment due until Contractor has fully complied with the insurance provisions of this Contract.

In the event that the Contractor's operations are suspended for failure to maintain required insurance coverage, the Contractor shall not be entitled to an extension of time for completion of the work because of production lost during suspension.

X. Acceptability of Insurers

Each such policy shall be from a company or companies with a current A.M. Best's rating of no less than A:VII and authorized to do business in the State of California, or otherwise allowed to place insurance through surplus line brokers under applicable provisions of the California Insurance Code or any federal law. Any other rating must be approved in writing by the City.

XI. Claims Made Policies

If coverage, including for Construction Defect claims, is written on a claims-made basis, the retroactive date on such insurance and all subsequent insurance shall coincide or precede the effective date of the initial Contractor's Contract with the City and an extended reporting period shall be exercised for a period of at least 5 years from termination or expiration of this Contract.

XII. Insurance for Subcontractors

Contractor shall be responsible for causing Subcontractors to purchase the same types and limits of insurance in compliance with the terms of this Contract/Agreement, including adding the City as an Additional Insured, providing Primary and Non-Contributory coverage and Waiver of Subrogation to the Subcontractor's policies. The Commercial General Liability Additional Insured Endorsement shall be on a form at least as broad as CG 20 38 04 13.

End of Exhibit D

EXHIBIT E
LABOR CODE REQUIREMENTS

I. Prevailing Wage Requirements

Paragraphs II.B.1. License and Certification Requirements and II.C. DIR and Prevailing Wage Requirements of the Request for Proposals no longer apply since no C7 Low Voltage Systems work will be performed under this contract.

End of Exhibit E



CERTIFICATE OF LIABILITY INSURANCE

DATE (MM/DD/YYYY)

1/4/2019

THIS CERTIFICATE IS ISSUED AS A MATTER OF INFORMATION ONLY AND CONFERS NO RIGHTS UPON THE CERTIFICATE HOLDER. THIS CERTIFICATE DOES NOT AFFIRMATIVELY OR NEGATIVELY AMEND, EXTEND OR ALTER THE COVERAGE AFFORDED BY THE POLICIES BELOW. THIS CERTIFICATE OF INSURANCE DOES NOT CONSTITUTE A CONTRACT BETWEEN THE ISSUING INSURER(S), AUTHORIZED REPRESENTATIVE OR PRODUCER, AND THE CERTIFICATE HOLDER.

IMPORTANT: If the certificate holder is an ADDITIONAL INSURED, the policy(ies) must be endorsed. If SUBROGATION IS WAIVED, subject to the terms and conditions of the policy, certain policies may require an endorsement. A statement on this certificate does not confer rights to the certificate holder in lieu of such endorsement(s).

PRODUCER	CONTACT NAME: Athena Stark
Lake Insurance Agency	PHONE (A/C, No, Ext): (714) 263-3600
653 South B Street, Suite 200	FAX (A/C, No): (714) 838-7568
Lic #0747473	E-MAIL ADDRESS: athena@lakeins.com
Tustin CA 92780	INSURER(S) AFFORDING COVERAGE
INSURED	INSURER A: Continental Casualty Company
ICS Intelesys, Inc.,	INSURER B: Transportation Insurance Company
DBA: Intelesys Communications, IntelesysOne	INSURER C: Beazley Insurance Co Inc
3155-B East Sedona Ct	INSURER D:
Ontario CA 91764	INSURER E:
	INSURER F:

COVERAGES

CERTIFICATE NUMBER: 18-19RvsdGLBAE&OUmb

REVISION NUMBER:

THIS IS TO CERTIFY THAT THE POLICIES OF INSURANCE LISTED BELOW HAVE BEEN ISSUED TO THE INSURED NAMED ABOVE FOR THE POLICY PERIOD INDICATED. NOTWITHSTANDING ANY REQUIREMENT, TERM OR CONDITION OF ANY CONTRACT OR OTHER DOCUMENT WITH RESPECT TO WHICH THIS CERTIFICATE MAY BE ISSUED OR MAY PERTAIN, THE INSURANCE AFFORDED BY THE POLICIES DESCRIBED HEREIN IS SUBJECT TO ALL THE TERMS, EXCLUSIONS AND CONDITIONS OF SUCH POLICIES. LIMITS SHOWN MAY HAVE BEEN REDUCED BY PAID CLAIMS.

INSR LTR	TYPE OF INSURANCE	ADDL INSD	SUBR WVD	POLICY NUMBER	POLICY EFF (MM/DD/YYYY)	POLICY EXP (MM/DD/YYYY)	LIMITS
A	<input checked="" type="checkbox"/> COMMERCIAL GENERAL LIABILITY <input type="checkbox"/> CLAIMS-MADE <input checked="" type="checkbox"/> OCCUR <input checked="" type="checkbox"/> Includes Contractual Liab. <input checked="" type="checkbox"/> Per Project Agg If appl. GEN'L AGGREGATE LIMIT APPLIES PER: <input checked="" type="checkbox"/> POLICY <input type="checkbox"/> PRO-JECT <input type="checkbox"/> LOC OTHER:	X	Y	6045345152	5/28/2018	5/28/2019	EACH OCCURRENCE \$ 1,000,000 DAMAGE TO RENTED PREMISES (Ea occurrence) \$ 500,000 MED EXP (Any one person) \$ 10,000 PERSONAL & ADV INJURY \$ 1,000,000 GENERAL AGGREGATE \$ 2,000,000 PRODUCTS - COMP/OP AGG \$ 2,000,000
B	AUTOMOBILE LIABILITY <input checked="" type="checkbox"/> ANY AUTO <input type="checkbox"/> ALL OWNED AUTOS <input type="checkbox"/> SCHEDULED AUTOS <input checked="" type="checkbox"/> HIRED AUTOS <input checked="" type="checkbox"/> NON-OWNED AUTOS <input checked="" type="checkbox"/> \$500 Comp. Ded <input checked="" type="checkbox"/> \$500 Coll. Ded	X	Y	6045345166	5/28/2018	5/28/2019	COMBINED SINGLE LIMIT (Ea accident) \$ 1,000,000 BODILY INJURY (Per person) \$ BODILY INJURY (Per accident) \$ PROPERTY DAMAGE (Per accident) \$
A	<input checked="" type="checkbox"/> UMBRELLA LIAB <input checked="" type="checkbox"/> OCCUR <input type="checkbox"/> EXCESS LIAB <input type="checkbox"/> CLAIMS-MADE <input type="checkbox"/> DED <input checked="" type="checkbox"/> RETENTION \$ 10,000			6045345183	5/28/2018	5/28/2019	EACH OCCURRENCE \$ 1,000,000 AGGREGATE \$ 1,000,000
	WORKERS COMPENSATION AND EMPLOYERS' LIABILITY ANY PROPRIETOR/PARTNER/EXECUTIVE OFFICER/MEMBER EXCLUDED? (Mandatory in NH) If yes, describe under DESCRIPTION OF OPERATIONS below	Y/N	N/A				PER STATUTE <input type="checkbox"/> OTH-ER <input type="checkbox"/> E.L. EACH ACCIDENT \$ E.L. DISEASE - EA EMPLOYEE \$ E.L. DISEASE - POLICY LIMIT \$
C	Professional & Technology Errors & Omissions			W25B62180101	12/26/2018	5/28/2019	Limit of Liability: \$1,000,000 Aggregate Limit of Liability: \$1,000,000

DESCRIPTION OF OPERATIONS / LOCATIONS / VEHICLES (ACORD 101, Additional Remarks Schedule, may be attached if more space is required)

RE: Telecommunications work performed by Named Insured including DBA: IntelesysOne.

The City of Brea its elected officials, officers, employees, volunteers, boards, agents and representatives as Additional Insured, on a Primary/Non-contributory basis, Waiver of Subrogation and 30 Day Notice of Cancellation for any other reason, 10 Day for Non-Payment applies under General Liability, Auto, and Excess(follow form) as required by written contract with Named Insured. [This Cert. Voids & Replaces Previously issued.]

CERTIFICATE HOLDER

CANCELLATION

City of Brea 1 Civic Center Brea, CA 92821	SHOULD ANY OF THE ABOVE DESCRIBED POLICIES BE CANCELLED BEFORE THE EXPIRATION DATE THEREOF, NOTICE WILL BE DELIVERED IN ACCORDANCE WITH THE POLICY PROVISIONS.
	AUTHORIZED REPRESENTATIVE J Holmes, ARM/WENDY

© 1988-2014 ACORD CORPORATION. All rights reserved.



EMPLOYERS PREFERRED INS. CO.
A Stock Company

Workers' Compensation and Employers Liability
Insurance Policy

Policy Number	Policy Period	
	From	To
SMC 0023480 14	10/22/2018	10/22/2019
12:01 A.M. Standard Time at the address of the Insured as stated herein		

Transaction

RENEWAL DECLARATIONS

NCCI Carrier # 31283 WCIRB CARRIER# 00920 PRIOR POLICY NUMBER SMC002348013

1. Named Insured and Address

Agent

ICS INTELESYS INC
3155-B EAST SEDONA COURT
ONTARIO CA 91764

NORTH RANCH INS SVCS INC 6860001
32110 AGOURA RD
WESTLAKE VILLAGE, CA 91361

Telephone: 8008012300

Customer #	Carrier # 31283	FEIN # 954583269	Risk ID #	Entity of Insured CORPORATION
------------	--------------------	---------------------	-----------	----------------------------------

Additional Locations:

2. The Policy Period is from 10/22/2018 to 10/22/2019 12:01 a.m. Standard Time at the Insured's mailing address.
3. A. Workers Compensation Insurance: Part ONE of the policy applies to the Workers Compensation Law of the states listed here: CA
- B. Employers Liability Insurance: Part TWO of the policy applies to work in each state listed in Item 3A.
The limits of our liability under Part TWO are:
- | | | |
|---------------------------|--------------|---------------|
| Bodily Injury by Accident | \$ 1,000,000 | each accident |
| Bodily Injury by Disease | \$ 1,000,000 | policy limit |
| Bodily Injury by Disease | \$ 1,000,000 | each employee |
- C. Other States Insurance: Part THREE of the policy applies to the states, if any, listed here:
All states except AK, DE, HI, ND, OH, RI, WA, WY and states listed in item 3.A.
- D. This policy includes these endorsements and schedules: See attached schedule.
4. The premium for this policy will be determined by our Manuals of Rules, Classifications, Rates, and Rating Plans.
All information required below is subject to verification and change by audit.

SEE EXTENSION OF INFORMATION PAGE

Minimum Premium	\$ 750	Expense Constant	\$ 160
		Premium Discount	\$ -10
Assessments and Taxes	\$	Total Estimated Annual Premium	\$ 5,804

☐ This is a Three Year Fixed Rate Policy

Premium Adjustment Period: ☒ Annual; ☐ Semiannual; ☐ Quarterly; ☐ Monthly

Countersigned this Day of ,

Issued Date: 09/04/2018

Issuing Office EMPLOYERS PREFERRED INS. CO.
7110 NORTH FRESNO STREET, SUITE 250
FRESNO, CA 93720-2999


Authorized Representative

Issued Date 09/04/2018
WC990630 (5/98 Ed.)

INSURED COPY



EMPLOYERS PREFERRED INS. CO.
A Stock Company
7110 NORTH FRESNO STREET, SUITE 250
FRESNO, CA 93720-2999

WORKERS' COMPENSATION AND EMPLOYERS
LIABILITY INSURANCE POLICY

Policy Number: SMC 0023480 14

Named Insured: ICS INTELESYS INC

Agent: NORTH RANCH INS SVCS INC 6860001

EXTENSION OF INFORMATION PAGE

CLASSIFICATION OF OPERATIONS

Code No.	Classification Description	Premium Basis Total Est. Annual Remuneration	Rate Per \$100 of Remuneration	Estimated Annual Premium
California				
Rating Period: 10/22/2018 through 10/22/2019				
Site 00001				
5191	OFFICE MACHINE OR POINT OF SALE EQUIPMENT INSTALLATION SERVICE OR REPAIR - N.O.C. - SHOP AND OUTSIDE	50,137	4.650000	2,331.00
8742	SALESPERSONS-OUTSIDE	171,522	0.700000	1,201.00
8810	CLERICAL OFFICE EMPLOYEES-N.O.C.	436,910	0.660000	2,884.00
Site 00001 Total			\$	6,416.00
Total of Sites for Rating Period			\$	6,416.00
Rating Period Total			\$	6,416.00
Rating Period: 10/22/2018 through 10/22/2019				
0930	WAIVER OF SUBROGATION	6,416	0.020000	250.00
9887	SCHEDULE CREDIT	6,666	0.130000	-867.00
9707	YEARS IN BUSINESS, YEARS IN INDUSTRY RATING MODIFICATION	5,799	0.120000	-696.00
0063	PREMIUM DISCOUNT	5,103	0.002000	-10.00
0900	EXPENSE CONSTANT			160.00
0936	STATE W.C. FRAUD ASSESSMENT	5,583	0.002550	14.00
0935	STATE W.C. ADMINISTRATIVE ASSESSMENT	5,583	0.008146	45.00
0937	CA INSURANCE GUARANTY	5,583	0.020000	112.00
0938	CA UNINSURED EMPLOYERS FUND	5,583	0.000573	3.00
0939	CA SUBSEQUENT INJURY FUND	5,583	0.003599	20.00
0940	OSHF ASSESSMENT	5,583	0.002655	15.00
0943	LABOR ENFORCEMENT & COMPLIANCE	5,583	0.002150	12.00
9741	CATASTROPHE PREMIUM	658,569	0.020000	132.00
9740	TERRORISM PREMIUM	658,569	0.030000	198.00
Rating Period Total			\$	612.00-
State Total			\$	5,804.00
Policy Total			\$	5,804.00



EMPLOYERS PREFERRED INS. CO.
A Stock Company
7110 NORTH FRESNO STREET, SUITE 250
FRESNO, CA 93720-2999

**WORKERS' COMPENSATION AND EMPLOYERS
LIABILITY INSURANCE POLICY**

Policy Number: SMC 0023480 14
Named Insured: ICS INTELESYS INC
Agent: NORTH RANCH INS SVCS INC 6860001

SITE LOCATION SCHEDULE

State CA
ICS INTELESYS INC
3155-B EAST SEDONA COURT
ONTARIO CA 91764

1



EMPLOYERS PREFERRED INS. CO.
A Stock Company
7110 NORTH FRESNO STREET, SUITE 250
FRESNO, CA 93720-2999

WORKERS' COMPENSATION AND EMPLOYERS
LIABILITY INSURANCE POLICY

Policy Number: SMC 0023480 14

Named Insured: ICS INTELESYS INC

Agent: NORTH RANCH INS SVCS INC

6860001

ENDORSEMENT SCHEDULE

State	Form Nbr.	Ed. Date	Description
CA	WC0000000C	(1/15)	WC/EL INS. POLICY FORM BOOKLET
CA	WC000406A	(7/95)	PREMIUM DISCOUNT ENDORSEMENT
CA	WC000419	(1/01)	PREMIUM DUE DATE ENDORSEMENT
CA	WC000421D	(1/15)	CATASTROPHE PREMIUM ENDORSE
CA	WC000422B	(1/15)	TERRORISM RISK INSURANCE PROG
CA	WC040301D	(2/18)	CA POLICY AMENDATORY END
CA	WC040303C	(7/18)	OFFICERS, DIRECTORS COV/EXCL
CA	WC040306	(4/84)	CA WAIVER OUR RIGHT TO RECOVER
CA	WC040310	(1/95)	DUTY TO DEFEND
CA	WC040360B	(1/15)	CA ELL AMENDATORY ENDORSEMENT
CA	WC040421	(1/08)	OPTIONAL PREM INCREASE ENDT
CA	WC040422	(1/12)	SHORT RATE PENALTY
CA	WC040601A	(12/93)	CANCELLATION ENDORSEMENT
CA	WC990405A	(3/07)	INSTALLMENT PAYMENT ENDORSE



CERTIFICATE OF LIABILITY INSURANCE

OK - 1/11/2019
W/A
RATON

DATE (MM/DD/YYYY)
01/04/2019

THIS CERTIFICATE IS ISSUED AS A MATTER OF INFORMATION ONLY AND CONFERS NO RIGHTS UPON THE CERTIFICATE HOLDER. THIS CERTIFICATE DOES NOT AFFIRMATIVELY OR NEGATIVELY AMEND, EXTEND OR ALTER THE COVERAGE AFFORDED BY THE POLICIES BELOW. THIS CERTIFICATE OF INSURANCE DOES NOT CONSTITUTE A CONTRACT BETWEEN THE ISSUING INSURER(S), AUTHORIZED REPRESENTATIVE OR PRODUCER, AND THE CERTIFICATE HOLDER.

IMPORTANT: If the certificate holder is an ADDITIONAL INSURED, the policy(ies) must have ADDITIONAL INSURED provisions or be endorsed. If SUBROGATION IS WAIVED, subject to the terms and conditions of the policy, certain policies may require an endorsement. A statement on this certificate does not confer rights to the certificate holder in lieu of such endorsement(s).

PRODUCER Warner Pacific Insurance 32110 Agoura Rd Westlake Village CA 91361	CONTACT NAME: Debbie Knecht PHONE (A/C, No, Ext): (818) 225-0101 FAX (A/C, No): (818) 575-2394 E-MAIL ADDRESS: INSURER(S) AFFORDING COVERAGE INSURER A: Employers Preferred Insurance Company NAIC # 10346 INSURER B: INSURER C: INSURER D: INSURER E: INSURER F:
INSURED ICS INTELESYS INC, DBA: INTELESYSONE 3155-B E. SEDONA COURT ONTARIO CA 91764	

COVERAGES CERTIFICATE NUMBER: CL191407794 REVISION NUMBER:

THIS IS TO CERTIFY THAT THE POLICIES OF INSURANCE LISTED BELOW HAVE BEEN ISSUED TO THE INSURED NAMED ABOVE FOR THE POLICY PERIOD INDICATED. NOTWITHSTANDING ANY REQUIREMENT, TERM OR CONDITION OF ANY CONTRACT OR OTHER DOCUMENT WITH RESPECT TO WHICH THIS CERTIFICATE MAY BE ISSUED OR MAY PERTAIN, THE INSURANCE AFFORDED BY THE POLICIES DESCRIBED HEREIN IS SUBJECT TO ALL THE TERMS, EXCLUSIONS AND CONDITIONS OF SUCH POLICIES. LIMITS SHOWN MAY HAVE BEEN REDUCED BY PAID CLAIMS.

INSR LTR	TYPE OF INSURANCE	ADDL INSD	SUBR WVD	POLICY NUMBER	POLICY EFF (MM/DD/YYYY)	POLICY EXP (MM/DD/YYYY)	LIMITS
	COMMERCIAL GENERAL LIABILITY <input type="checkbox"/> CLAIMS-MADE <input type="checkbox"/> OCCUR GEN'L AGGREGATE LIMIT APPLIES PER: <input type="checkbox"/> POLICY <input type="checkbox"/> PROJECT <input type="checkbox"/> LOC OTHER:						EACH OCCURRENCE DAMAGE TO RENTED PREMISES (Ea occurrence) \$ MED EXP (Any one person) \$ PERSONAL & ADV INJURY \$ GENERAL AGGREGATE \$ PRODUCTS - COMP/OP AGG \$ OTHER \$
	AUTOMOBILE LIABILITY <input type="checkbox"/> ANY AUTO <input type="checkbox"/> OWNED AUTOS ONLY <input type="checkbox"/> SCHEDULED AUTOS <input type="checkbox"/> HIRED AUTOS ONLY <input type="checkbox"/> NON-OWNED AUTOS ONLY						COMBINED SINGLE LIMIT (Ea accident) \$ BODILY INJURY (Per person) \$ BODILY INJURY (Per accident) \$ PROPERTY DAMAGE (Per accident) \$ OTHER \$
	UMBRELLA LIAB <input type="checkbox"/> OCCUR EXCESS LIAB <input type="checkbox"/> CLAIMS-MADE DED <input type="checkbox"/> RETENTION \$						EACH OCCURRENCE \$ AGGREGATE \$ OTHER \$
A	WORKERS COMPENSATION AND EMPLOYERS' LIABILITY ANY PROPRIETOR/PARTNER/EXECUTIVE OFFICER/MEMBER EXCLUDED? (Mandatory in NH) If yes, describe under DESCRIPTION OF OPERATIONS below	Y/N <input checked="" type="checkbox"/> Y	N/A	SMC002348014	10/22/2018	10/22/2019	<input checked="" type="checkbox"/> PER STATUTE <input type="checkbox"/> OTHER E.L. EACH ACCIDENT \$ 1,000,000 E.L. DISEASE - EA EMPLOYEE \$ 1,000,000 E.L. DISEASE - POLICY LIMIT \$ 1,000,000

DESCRIPTION OF OPERATIONS / LOCATIONS / VEHICLES (ACORD 101, Additional Remarks Schedule, may be attached if more space is required)

Telecommunications work performed by Named Insured
Refer to attached waiver of subrogation endorsement

CERTIFICATE HOLDER

City of Brea 1 Civic Center Brea CA 92821

CANCELLATION

SHOULD ANY OF THE ABOVE DESCRIBED POLICIES BE CANCELLED BEFORE THE EXPIRATION DATE THEREOF, NOTICE WILL BE DELIVERED IN ACCORDANCE WITH THE POLICY PROVISIONS.
AUTHORIZED REPRESENTATIVE

**WAIVER OF OUR RIGHT TO RECOVER FROM OTHERS ENDORSEMENT-CALIFORNIA**

We have the right to recover our payments from anyone liable for an injury covered by this policy. We will not enforce our right against the person or organization named in the Schedule. (This agreement applies only to the extent that you perform work under a written contract that requires you to obtain this agreement from us.)

You must maintain payroll records accurately segregating the remuneration of your employees while engaged in the work described in the Schedule.

The additional premium for this endorsement shall be 2 % of the California workers' compensation premium otherwise due on such remuneration.

Schedule**Person or Organization**

ANY PERSON OR ORGANIZATION FOR WHOM THE NAMED INSURED HAS AGREED BY WRITTEN CONTRACT TO FURNISH THIS WAIVER.

Job Description

ALL JOBS IN California

This policy is subject to a minimum charge of \$250 for the issuance of waivers of subrogation

This endorsement changes the policy to which it is attached and is effective on the date issued unless otherwise stated.
(The information below is required only when this endorsement is issued subsequent to preparation of the policy.)

This endorsement, effective 10/22/2018  at 12:01 AM standard time, forms a part of

Policy No. SMC 0023480 14

Of the EMPLOYERS PREFERRED INS. CO.

Carrier Code 00920

Issued to ICS INTELESYS INC

Endorsement No.

Premium

Countersigned at _____ on _____ By:  _____

Authorized Representative

City of Brea

COUNCIL COMMUNICATION

TO: Honorable Mayor and City Council Members

FROM: Bill Gallardo, City Manager

DATE: 01/15/2019

SUBJECT: Purchasing Policy Limits Update for Public Works Projects – Adoption of Resolution

RECOMMENDATION

Adopt the Resolution updating the Purchasing Policy Limits for the City's Purchasing System specific to Public Works projects as provided by Assembly Bill 2249.

BACKGROUND/DISCUSSION

The City's Purchasing Policy defines the limits for Open Market, Informal Solicitation, Formal Solicitation purchases of supplies, materials, equipment, services, and public works projects. Periodically, the Purchasing Policy Limits need to be revised to conform to new and revised legislation, to modernize and clarify requirements, and to update the purchase limits based on various economic factors. The last revision to the Purchasing Policy Limit was on November 7, 2017 when the City Council adopted Resolution No. 2017-067.

The Uniform Public Construction Cost Accounting Act (UPCCAA), which relates to public works projects, allows agencies that have adopted the UPCCAA procurement procedures to expedite contracting for small projects through a simplified bidding process. Brea has adopted the UPCCAA procurement procedures. Resolution No. 2017-067 set the limits for public works projects at that time to be in conformance with UPCCAA to contract for public projects costing \$45,000 or less without competitive bidding; projects costing \$175,000 or less by informal bidding procedures; and projects costing more than \$175,000 by formal bidding process.

Effective January 1, 2019, Assembly Bill 2249 which was signed by Governor Brown, increased the public works project bid limit thresholds for UPCCAA. The increased thresholds allow projects costing \$60,000 or less to be done without competitive bidding; projects costing up to \$200,000 may be contracted by informal bidding procedures; and projects costing over \$200,000 are subject to the formal bidding process.

The attached Resolution updates Brea's Purchasing Policy Limits as follows:

	Non-Public Works Projects (no changes)		Public Works Projects (UPCCAA changes)	
	Current	Proposed	Current	Proposed
Purchasing Limits				
Open Market	\$3,000	\$5,000	\$45,000	\$60,000
Informal Solicitation	\$25,000	\$25,000	\$175,000	\$200,000
Formal Solicitation	> \$25,000	> \$25,000	> \$175,000	> \$200,000

COMMISSION/COMMITTEE RECOMMENDATION

The Finance Committee reviewed staff's recommendation at their January 8, 2019 meeting and it was recommended for City Council approval.

FISCAL IMPACT/SUMMARY

This Resolution for the Purchasing Policy Limits will allow public works projects to be expedited more quickly and maintain conformance with the updated UPCCAA bid limit thresholds.

There is no direct fiscal impact on the General Fund.

RESPECTFULLY SUBMITTED:

William Gallardo, City Manager

Prepared by: Neil Groom, Procurement and Contracts Administrator

Concurrence: Cindy Russell, Administrative Services Director

Attachments

Letter from CA State Controller-Nov 1, 2018

Resolution for Purchasing Policy Limits



BETTY T. YEE
California State Controller

November 1, 2018

Assistant Purchasing Agent
City of Brea
1 Civic Center Circle
Brea, CA 92821-5732

SUBJECT: Notification Letter-Assembly Bill 2249 (Chaptered 169, Statutes of 2018)

To Whom It May Concern:

The California Uniform Construction Cost Accounting Commission (CUCCAC) in agreement with the State Controller's Office (SCO) recommended an increase to the bid limit threshold prescribed in Public Contract Code (PCC) 22032, which was signed into law. Pursuant to PCC 22020, and on behalf of the State Controller Betty T. Yee, the SCO would like to inform on **the following changes effective as of January 1, 2019:**

- a) The change would allow **projects costing \$60,000 or less to be performed by employees of a public agency by force account, by negotiated contract, or by purchase order;**
- b) The change would allow **projects costing up to \$200,000 to be contracted by informal bidding procedures;** and **projects costing over \$200,000 are subject to the formal bidding process.**

The noted increases are pursuant to the provisions and benefits found in the Uniform Public Construction Cost Accounting Act (Act), which provides public agencies economic benefits and greater freedom to expedite public works projects. Agencies which elect to follow the cost accounting procedures set forth by the CUCCAC in its *Cost Accounting Policies and Procedures Manual*, will benefit from these increased limits by expediting delivery of public work projects and reduced bid processing costs. **A new resolution adopting the change in legislation is not required if your agency is currently subject to the Act.**

We encourage participating agencies to sign up on the SCO website for CUCCAC's email subscription service to receive important information concerning CUCCAC updates and legislative changes via e-mail. For more details or to sign up for the email subscription services, please contact the Local Government Programs Services Division at LocalGovPolicy@sco.ca.gov or visit our website at https://www.sco.ca.gov/ard_cuccac.html.

Sincerely,

A handwritten signature in cursive script, reading "Sandeep Singh", is positioned below the word "Sincerely,".

Sandeep Singh
Manager, Local Government Policy

RESOLUTION NO. 2019-008

A RESOLUTION OF THE BREA CITY COUNCIL DESIGNATING PURCHASING POLICY LIMITS AND THE LOCAL VENDOR PREFERENCE AMOUNT FOR THE CITY'S PURCHASING SYSTEM

A. RECITALS:

(i) Chapter 3.24 (Purchasing) of Title 3 (Revenue and Finance) of Part I (Municipal Code) of the Brea City Code sets forth the City's purchasing system. Section 3.24.020 of Chapter 3.24 defines "Purchasing Policy" as the City Council resolution designating: (a) the limits for open market, informal solicitation, and formal solicitation purchases of supplies, materials, equipment, services, and public works projects; and (b) the local vendor preference amount.

(ii) This Resolution constitutes the Purchasing Policy described in Section 3.24.020.

(iii) It is the intent of the City Council in adopting this Resolution to update existing purchasing limits for public works projects to maintain consistency with AB 2249 (2018) amendments to the Uniform Public Construction Cost Accounting Act ("UPCCAA") (Cal. Pub. Cont. Code § 22000 et seq.).

(iv) All legal prerequisites to the adoption of this Resolution have occurred.

B. RESOLUTION:

NOW, THEREFORE, it is found, determined and resolved by the Brea City Council as follows:

1. The facts as set forth in the Recitals are true and correct.
2. City Council Resolution No. 2017-067 is hereby repealed.

3. The following purchasing policy limits are established for the City's purchasing system:

- a. Supplies, Equipment, Materials, and Services:
 - i. Open Market Purchases: purchases up to \$5,000 or, if applicable, up to the micro-purchase threshold set by federal regulation
 - ii. Informal Solicitation Purchases: purchases over \$5,000 (or, if applicable, the micro-purchase threshold set by federal regulation) and up to \$25,000
 - iii. Formal Solicitation Purchases: purchases over \$25,000
- b. Public Works Projects (governed by UPCCAA):
 - i. Open Market Purchases: purchases up to \$60,000
 - ii. Informal Solicitation Purchases: purchases over \$60,000 and up to \$200,000
 - iii. Formal Solicitation Purchases: purchases over \$200,000
 - iv. If all offers received for an informal solicitation public works project purchase are in excess of \$200,000, then, by adoption of a resolution by four-fifths vote, and upon determining that the City's cost estimate was reasonable, the City Council may award the contract to the lowest responsive and responsible offeror at \$212,500 or less.

4. If an offer for a purchase made pursuant to Brea City Code Section 3.24.090 is submitted by a local vendor, then the Purchasing Agent shall, for the purpose

of offer comparison only, reduce the amount of such offer by 1%.

5. The City Clerk shall certify to the adoption of this Resolution.

APPROVED AND ADOPTED this 15th day of January, 2019.

Christine Marick, Mayor

ATTEST: _____
Lillian Harris-Neal, City Clerk

I, Lillian Harris-Neal, City Clerk of the City of Brea, do hereby certify that the foregoing Resolution was adopted at a meeting of the City Council of the City of Brea held on the 15th day of January, 2019, by the following vote:

AYES: COUNCIL MEMBERS:

NOES: COUNCIL MEMBERS:

ABSENT: COUNCIL MEMBERS:

ABSTAIN: COUNCIL MEMBERS:

DATED: _____

Lillian Harris-Neal, City Clerk

RESO NO. 2019-008
January 15, 2019

City of Brea

COUNCIL COMMUNICATION

TO: Honorable Mayor and City Council Members

FROM: Bill Gallardo, City Manager

DATE: 01/15/2019

SUBJECT: Monthly Report of Investments for the City of Brea for Period Ending October 31, 2018

RECOMMENDATION

Receive and file.

BACKGROUND/DISCUSSION

The Monthly Report of Investments is in accordance with Government Code Section 53607 and contains information on the investment activities for the month of October. Cash for day-to-day activities is deposited in the demand and interest-bearing checking accounts. The Local Agency Investment Fund (LAIF) is used for short term investment and functions like a savings account. The City's managed investment portfolio is for longer-term investments which are managed through Chandler Asset Management. Together, the short and long-term investment accounts represent the City's investment portfolio. Attachment A includes a Portfolio Summary, Holdings Report, Book Value Report and Compliance with Investment Policy Statement prepared by Chandler Asset Management for the invested funds. The book value is the cost, plus or minus amortization/accretion.

As of October 31, 2018, the total market value of the managed investment portfolio, including accrued interest, was \$57,366,989.34 as compared to \$57,345,499.04 at September 30, 2018. The weighted average investment yield for October 2018 was 2.08%, which was slightly higher than the prior month. The City's Local Agency Investment Fund (LAIF) had a total market value, including accrued interest of \$22,481,648.93 at October 31, 2018. This brings the total value of the City's investment portfolio as of October 31, 2018 to \$79,848,638.27 as compared to \$79,956,671.93 at September 30, 2018.

Restricted cash and investments are held in the post-employment benefits trust account administered by PARS (PARS account) and managed by HighMark Capital and the City's various bond reserve accounts which are managed by Chandler Asset Management.

Attachment A includes a monthly statement from US Bank for the PARS account as well as a portfolio report from Chandler Asset Management for each bond reserve account that is invested.

As of October 30, 2018, the market value of the PARS account, including short-term cash and accrued interest was \$7,192,718.46 as compared to \$7,562,278.20 from the prior month. All other restricted cash investments (bond reserve accounts), including short-term cash and accrued interest was \$5,010,955.70 in comparison to \$5,098,505.13 from the prior month.

All City investments are GASB rated No. 1, where the custodian (The Bank of New York Mellon

Trust Company, N.A.) acts as an agent of the City, and is not a counter party to the investment transaction, and all securities are held in the name of the City of Brea. The custodial account at Bank of New York and account records with Chandler Asset Management have been reconciled to par value for the month. The City of Brea has sufficient cash flow to meet its expected expenditures for the next six months.

FISCAL IMPACT/SUMMARY

During the month of October the total value of the City's investment portfolio decreased by \$108,033.66. The decrease was due to the transfer of funds from the City's short term investment account to address October operating expenditures. The City's PARS account decreased by \$369,559.74 primarily due to market rate adjustments from rising interest rates and a slowing economy. The City's bond reserve accounts decreased by \$87,549.43 primarily due to a debt service payment for the 2010 Lease Revenue Bonds.

RESPECTFULLY SUBMITTED:

William Gallardo, City Manager
Prepared by: Alicia Brenner, Senior Management Analyst
Concurrence: Cindy Russell, Administrative Services Director

Attachments

Attachment A

City of Brea
Cash and Investment Information
October 31, 2018

		Cost Value	Market Value*
Demand and Interest-Bearing Checking Accounts	Citizen's Bank	\$ 2,379,879.79	\$ 2,379,879.79
Local Agency Investment Fund	LAIF	\$ 22,444,911.96	\$ 22,481,648.93
Managed Investment Portfolio - CHANDLER	Chandler	\$ 58,292,994.39	\$ 57,366,989.34
PARS Post-Employment Benefits Trust**	US Bank	\$ 6,800,263.84	\$ 7,192,718.46
<u>Fiscal Agent Cash & Investments**</u>			
2005 Olinda Ranch Public Improvements Bonds (CFD 1997-1)	Chandler/BNY	\$ 459,448.35	\$ 450,202.71
2009 Water Revenue Bonds	Chandler/BNY	\$ 2,099,323.28	\$ 2,032,850.96
2010 Water Revenue Bonds	Chandler/BNY	\$ 1,479,193.80	\$ 1,434,859.82
2010 Lease Revenue Bonds	Chandler/BNY	\$ 267,827.47	\$ 258,954.54
2014 Downtown Brea Public Improvements CFD Bonds	Chandler/BNY	\$ 164,890.01	\$ 164,890.01
2014 Water Revenue Bonds	Chandler/BNY	\$ 217.67	\$ 217.67
2017 Brea Plaza Public Improvements CFD Bonds (CFD 2008-2)	Chandler/BNY	\$ 668,961.72	\$ 668,979.99
Sub-total - Fiscal Agent Cash & Investments		\$ 5,139,862.30	\$ 5,010,955.70
Report Grand Total		\$ 95,057,912.28	\$ 94,432,192.22

* Includes accrued interest on invested funds

** Reserve Fund

City of Brea
Cash and Investment Information
October 31, 2018

Fiscal Agent Cash & Investments Detail		Cost Value	Market Value
10103	2005 Olinda Ranch Public Improvements Bonds (CFD 1997-1) - CHANDLER	\$ 458,944.57	\$ 449,698.93
	Short-Term Treasury Funds - BNY	\$ 503.78	\$ 503.78
	Sub-total	\$ 459,448.35	\$ 450,202.71
10073	2009 Water Revenue Bonds - CHANDLER	\$ 1,955,448.40	\$ 1,888,976.08
	Short-Term Treasury Funds - BNY	\$ 143,874.88	\$ 143,874.88
		\$ 2,099,323.28	\$ 2,032,850.96
10128	2010 Water Revenue Bonds - CHANDLER	\$ 1,375,917.96	\$ 1,331,583.98
	Short-Term Treasury Funds - BNY	\$ 103,275.84	\$ 103,275.84
	Sub-total	\$ 1,479,193.80	\$ 1,434,859.82
10129	2010 Lease Revenue Bonds - CHANDLER	\$ 267,776.63	\$ 258,903.70
	Short-Term Treasury Funds - BNY	\$ 50.84	\$ 50.84
	Sub-total	\$ 267,827.47	\$ 258,954.54
	2014 Downtown Brea Public Improvements CFD Bonds - CHANDLER	\$ -	\$ -
	Short-Term Treasury Funds - BNY	\$ 164,890.01	\$ 164,890.01
	Sub-total	\$ 164,890.01	\$ 164,890.01
	2014 Water Revenue Bonds - CHANDLER	\$ -	\$ -
	Short-Term Treasury Funds - BNY	\$ 217.67	\$ 217.67
	Sub-total	\$ 217.67	\$ 217.67
10600	2017 Brea Plaza Public Improvements CFD Bonds (CFD 2008-2) - CHANDLER	\$ 666,176.60	\$ 666,194.87
	Short-Term Treasury Funds - BNY	\$ 2,785.12	\$ 2,785.12
	Sub-total	\$ 668,961.72	\$ 668,979.99
Report Grand Total		\$ 5,139,862.30	\$ 5,010,955.70



PORTFOLIO CHARACTERISTICS

Average Modified Duration	0.00
Average Coupon	2.17%
Average Purchase YTM	2.17%
Average Market YTM	2.17%
Average S&P/Moody Rating	NR/NR
Average Final Maturity	0.00 yrs
Average Life	0.00 yrs


ACCOUNT SUMMARY

	Beg. Values as of 9/30/18	End Values as of 10/31/18
Market Value	22,506,200	22,444,912
Accrued Interest	104,973	36,737
Total Market Value	22,611,173	22,481,649
Income Earned	36,916	45,476
Cont/WD		-175,000
Par	22,506,200	22,444,912
Book Value	22,506,200	22,444,912
Cost Value	22,506,200	22,444,912

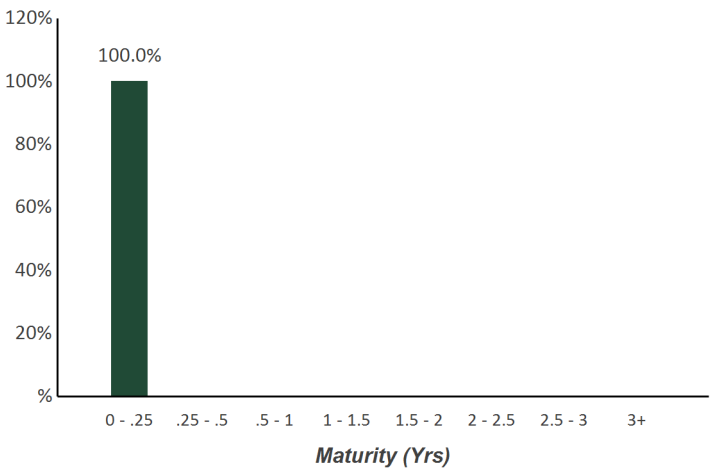
TOP ISSUERS

Local Agency Investment Fund	100.0%
Total	100.0%

SECTOR ALLOCATION



MATURITY DISTRIBUTION



CREDIT QUALITY (S&P)



PERFORMANCE REVIEW

TOTAL RATE OF RETURN	1M	3M	YTD	1YR	Annualized				
					2YRS	3YRS	5YRS	10YRS	2/28/2012
City of Brea Laif	0.23%	0.57%	1.57%	1.78%	1.33%	1.05%	0.74%	N/A	N/A

Holdings Report

As of October 31, 2018



CUSIP	Security Description	Par Value/Units	Purchase Date Book Yield	Cost Value Book Value	Mkt Price Mkt YTM	Market Value Accrued Int.	% of Port. Gain/Loss	Moody/S&P Fitch	Maturity Duration
LAIF									
90LAIF\$00	Local Agency Investment Fund State Pool	22,444,911.96	Various 2.17%	22,444,911.96 22,444,911.96	1.00 2.17%	22,444,911.96 36,736.97	100.00% 0.00	NR / NR NR	0.00 0.00
Total LAIF		22,444,911.96	2.17%	22,444,911.96	2.17%	22,444,911.96 36,736.97	100.00% 0.00	NR / NR NR	0.00 0.00
TOTAL PORTFOLIO		22,444,911.96	2.17%	22,444,911.96	2.17%	22,444,911.96 36,736.97	100.00% 0.00	NR / NR NR	0.00 0.00
TOTAL MARKET VALUE PLUS ACCRUED						22,481,648.93			



PORTFOLIO CHARACTERISTICS

Average Modified Duration	2.42
Average Coupon	1.96%
Average Purchase YTM	2.08%
Average Market YTM	3.02%
Average S&P/Moody Rating	AA/Aa2
Average Final Maturity	2.66 yrs
Average Life	2.54 yrs

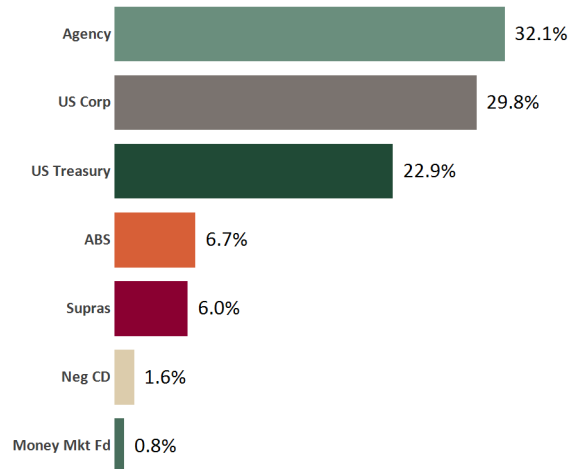
ACCOUNT SUMMARY

	Beg. Values as of 9/30/18	End Values as of 10/31/18
Market Value	57,104,112	57,087,623
Accrued Interest	241,387	279,366
Total Market Value	57,345,499	57,366,989
Income Earned	97,845	97,401
Cont/WD		0
Par	58,511,995	58,550,643
Book Value	58,310,417	58,369,357
Cost Value	58,237,644	58,292,994

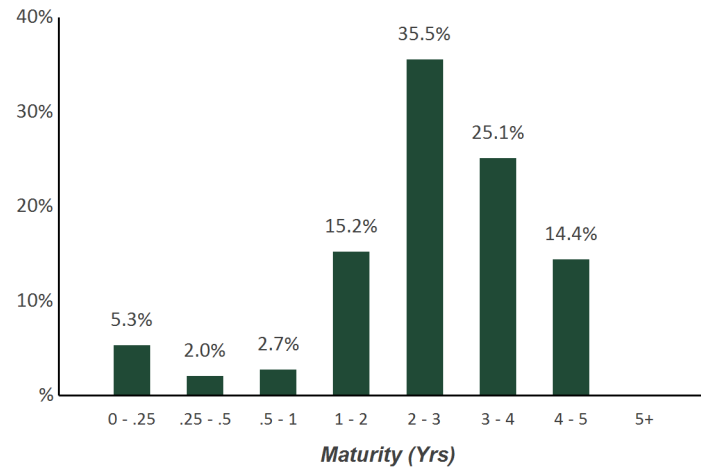
TOP ISSUERS

Government of United States	22.9%
Federal National Mortgage Assoc	17.6%
Federal Home Loan Bank	7.4%
Federal Home Loan Mortgage Corp	7.1%
Inter-American Dev Bank	5.3%
John Deere ABS	1.9%
US Bancorp	1.9%
Honda ABS	1.6%
Total	65.8%

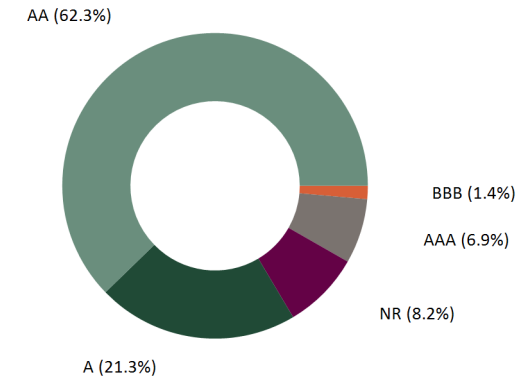
SECTOR ALLOCATION



MATURITY DISTRIBUTION



CREDIT QUALITY (S&P)



PERFORMANCE REVIEW

TOTAL RATE OF RETURN	1M	3M	YTD	1YR	Annualized				
					2YRS	3YRS	5YRS	10YRS	4/30/1996
City of Brea	0.04%	0.32%	0.14%	-0.10%	0.24%	0.73%	0.98%	1.96%	3.77%
ICE BAML 1-5 Yr US Treasury/Agency Index*	0.13%	0.28%	-0.05%	-0.33%	-0.14%	0.42%	0.71%	1.56%	3.39%
ICE BAML 1-5 Yr US Issuers Corp/Govt Rtd AAA-A Idx	0.10%	0.28%	-0.04%	-0.31%	-0.02%	0.55%	0.83%	1.92%	N/A

*ICE BAML 1-Yr US Treasury Bill Index to 9/30/01,

Statement of Compliance

As of October 31, 2018

ATTACHMENT A



City of Brea

Assets managed by Chandler Asset Management are in full compliance with state law and with the Client's investment policy

Category	Standard	Comment
Treasury Issues	No limitations	Complies
US Agencies	25% per issuer	Complies
Supranationals	"AA" rated by a NRSRO; 15% maximum; 5% max per issuer	Complies*
Municipal Securities	5% max issuer	Complies
Banker's Acceptances	40% maximum; 5% max issuer; 180 days max maturity	Complies
Commercial Paper	A-1/P-1 by S&P and Moody's; 25% maximum; 5% max per issuer; 270 days max maturity	Complies
Certificates of Deposit(CDs)/ Time Deposits (TDs)	5% max issuer; FDIC Insured and/or Collateralized	Complies
Negotiable CDs	30% maximum; 5% max per issuer	Complies
Medium Term Notes	"A" rated or better by a NRSRO; 30% maximum; 5% max per issuer	Complies
Pass Through Securities, Asset-Backed Securities (ABS), CMOs	"AA" or higher by a NRSRO; "A" rated issuer by a NRSRO; 20% maximum (combined), 10% maximum (ABS); 5% max per issuer; CMOs must pass FFIEC test	Complies
Money Market Funds	Highest rating by two NRSROs; 20% maximum; 5% max per fund	Complies
LAIF	40%;<60%, with OCIP	Complies
OCIP	40%;<60%, with LAIF	Complies
Repurchase Agreements	5% max issuer; 1 year max maturity	Complies
Range notes	Prohibited	Complies
Interest-only strips	Prohibited	Complies
Zero interest accruals	Prohibited	Complies
Agency Callable notes	5% maximum	Complies
Max Per Issuer	5% per issuer for all non government issuers and agencies	Complies
Maximum Maturity	5 years	Complies

*IADB is in compliance on a consolidated portfolio basis.

Reconciliation Summary

As of October 31, 2018



BOOK VALUE RECONCILIATION		
BEGINNING BOOK VALUE		\$58,310,416.85
<u>Acquisition</u>		
+ Security Purchases	\$1,765,305.00	
+ Money Market Fund Purchases	\$1,945,457.12	
+ Money Market Contributions	\$0.00	
+ Security Contributions	\$0.00	
+ Security Transfers	\$0.00	
Total Acquisitions		\$3,710,762.12
<u>Dispositions</u>		
- Security Sales	\$274,604.59	
- Money Market Fund Sales	\$1,771,267.50	
- MMF Withdrawals	\$0.00	
- Security Withdrawals	\$0.00	
- Security Transfers	\$0.00	
- Other Dispositions	\$0.00	
- Maturities	\$1,460,000.00	
- Calls	\$0.00	
- Principal Paydowns	\$150,541.29	
Total Dispositions		\$3,656,413.38
<u>Amortization/Accretion</u>		
+/- Net Accretion	\$5,072.51	
		\$5,072.51
<u>Gain/Loss on Dispositions</u>		
+/- Realized Gain/Loss	(\$480.96)	
		(\$480.96)
ENDING BOOK VALUE		\$58,369,357.14

CASH TRANSACTION SUMMARY		
BEGINNING BALANCE		\$287,650.03
<u>Acquisition</u>		
Contributions	\$0.00	
Security Sale Proceeds	\$274,604.59	
Accrued Interest Received	\$633.07	
Interest Received	\$59,451.95	
Dividend Received	\$226.22	
Principal on Maturities	\$1,460,000.00	
Interest on Maturities	\$0.00	
Calls/Redemption (Principal)	\$0.00	
Interest from Calls/Redemption	\$0.00	
Principal Paydown	\$150,541.29	
Total Acquisitions	\$1,945,457.12	
<u>Dispositions</u>		
Withdrawals	\$0.00	
Security Purchase	\$1,765,305.00	
Accrued Interest Paid	\$5,962.50	
Total Dispositions	\$1,771,267.50	
ENDING BOOK VALUE		\$461,839.65

Holdings Report

As of October 31, 2018



CUSIP	Security Description	Par Value/Units	Purchase Date Book Yield	Cost Value Book Value	Mkt Price Mkt YTM	Market Value Accrued Int.	% of Port. Gain/Loss	Moody/S&P Fitch	Maturity Duration
ABS									
89238MAB4	Toyota Auto Receivables Owner 2017-A 1.42% Due 9/16/2019	18,829.72	03/07/2017 1.43%	18,827.90 18,829.09	99.98 2.70%	18,825.49 11.88	0.03% (3.60)	Aaa / AAA NR	0.88 0.02
47787XAB3	John Deere Owner Trust 2017-A A2 1.5% Due 10/15/2019	16,885.53	02/22/2017 1.50%	16,885.47 16,885.51	99.94 5.94%	16,876.18 11.26	0.03% (9.33)	Aaa / NR AAA	0.96 0.03
654747AB0	Nissan Auto Receivables 2017-A A2A 1.47% Due 1/15/2020	52,182.99	03/21/2017 1.47%	52,182.72 52,182.87	99.87 2.79%	52,116.71 34.09	0.09% (66.16)	Aaa / NR AAA	1.21 0.10
47788MAC4	John Deere Owner Trust 2016-A A3 1.36% Due 4/15/2020	139,726.25	02/23/2016 1.37%	139,704.26 139,718.49	99.70 2.63%	139,307.32 84.46	0.24% (411.17)	Aaa / NR AAA	1.46 0.24
47788BAB0	John Deere Owner Trust 2017-B A2A 1.59% Due 4/15/2020	73,837.26	07/11/2017 1.60%	73,830.85 73,833.86	99.75 2.73%	73,649.98 52.18	0.13% (183.88)	Aaa / NR AAA	1.46 0.22
89238BAB8	Toyota Auto Receivables Owner 2018-A A2A 2.1% Due 10/15/2020	663,341.77	01/23/2018 2.12%	663,273.98 663,292.78	99.66 2.82%	661,116.21 619.12	1.15% (2,176.57)	Aaa / AAA NR	1.96 0.47
654747AD6	Nissan Auto Receivables 2017-A A3 1.74% Due 8/16/2021	500,000.00	12/27/2017 2.10%	496,816.41 497,553.49	98.86 2.98%	494,313.00 362.50	0.86% (3,240.49)	Aaa / NR AAA	2.79 0.93
43811BAC8	Honda Auto Receivables 2017-2 A3 1.68% Due 8/16/2021	450,000.00	04/27/2018 2.62%	443,003.91 444,078.89	98.65 3.08%	443,930.40 336.00	0.77% (148.49)	Aaa / AAA NR	2.79 0.97
47788BAD6	John Deere Owner Trust 2017-B A3 1.82% Due 10/15/2021	130,000.00	07/11/2017 1.83%	129,990.48 129,993.37	98.59 3.13%	128,164.01 105.16	0.22% (1,829.36)	Aaa / NR AAA	2.96 1.09
47788CAC6	John Deere Owner Trust 2016-B A4 2.66% Due 4/18/2022	185,000.00	02/21/2018 2.68%	184,986.70 184,988.87	99.18 3.20%	183,482.81 218.71	0.32% (1,506.06)	Aaa / NR AAA	3.47 1.55
43815HAC1	Honda Auto Receivables Owner 2018-3 A3 2.95% Due 8/22/2022	495,000.00	08/21/2018 2.98%	494,932.09 494,935.12	99.52 3.19%	492,630.93 405.63	0.86% (2,304.19)	Aaa / NR AAA	3.81 2.13
02587AAJ3	American Express Credit 2017-1 1.93% Due 9/15/2022	550,000.00	06/21/2018 2.92%	541,449.22 542,164.09	98.50 3.15%	541,741.20 471.78	0.95% (422.89)	Aaa / NR AAA	3.88 1.24
47788EAC2	John Deere Owner Trust 2018-B A3 3.08% Due 11/15/2022	575,000.00	07/18/2018 3.10%	574,956.42 574,959.16	99.68 3.24%	573,169.20 787.11	1.00% (1,789.96)	Aaa / NR AAA	4.04 2.25
Total ABS		3,849,803.52	2.51%	3,830,840.41 3,833,415.59	3.06%	3,819,323.44 3,499.88	6.66% (14,092.15)	Aaa / AAA AAA	3.05 1.23

Holdings Report

As of October 31, 2018



CUSIP	Security Description	Par Value/Units	Purchase Date Book Yield	Cost Value Book Value	Mkt Price Mkt YTM	Market Value Accrued Int.	% of Port. Gain/Loss	Moody/S&P Fitch	Maturity Duration
AGENCY									
3135G0A78	FNMA Note 1.625% Due 1/21/2020	1,000,000.00	Various 1.46%	1,008,032.32 1,001,985.97	98.62 2.78%	986,166.00 4,513.89	1.73% (15,819.97)	Aaa / AA+ AAA	1.22 1.19
3137EADR7	FHLMC Note 1.375% Due 5/1/2020	1,250,000.00	05/28/2015 1.52%	1,241,437.50 1,247,396.51	97.86 2.84%	1,223,213.75 8,593.75	2.15% (24,182.76)	Aaa / AA+ AAA	1.50 1.46
3135G0D75	FNMA Note 1.5% Due 6/22/2020	1,030,000.00	Various 1.57%	1,026,700.60 1,028,879.16	97.83 2.86%	1,007,695.35 5,536.25	1.77% (21,183.81)	Aaa / AA+ AAA	1.64 1.60
3137EAEK1	FHLMC Note 1.875% Due 11/17/2020	450,000.00	11/21/2017 1.96%	448,833.97 449,201.63	97.87 2.95%	440,428.95 3,843.75	0.77% (8,772.68)	Aaa / AA+ AAA	2.05 1.97
3135G0F73	FNMA Note 1.5% Due 11/30/2020	1,225,000.00	12/16/2015 1.90%	1,201,847.50 1,215,278.51	97.19 2.90%	1,190,538.30 7,707.29	2.09% (24,740.21)	Aaa / AA+ AAA	2.08 2.02
3130A7CV5	FHLB Note 1.375% Due 2/18/2021	1,070,000.00	02/17/2016 1.46%	1,065,677.20 1,068,012.51	96.56 2.93%	1,033,200.56 2,983.37	1.81% (34,811.95)	Aaa / AA+ AAA	2.30 2.23
3135G0J20	FNMA Note 1.375% Due 2/26/2021	1,275,000.00	Various 1.46%	1,269,953.70 1,272,587.72	96.57 2.91%	1,231,323.60 3,165.36	2.15% (41,264.12)	Aaa / AA+ AAA	2.33 2.25
3135G0K69	FNMA Note 1.25% Due 5/6/2021	400,000.00	05/27/2016 1.48%	395,724.00 397,822.83	95.95 2.93%	383,786.80 2,430.56	0.67% (14,036.03)	Aaa / AA+ AAA	2.52 2.43
3135G0U35	FNMA Note 2.75% Due 6/22/2021	500,000.00	06/28/2018 2.70%	500,740.00 500,655.06	99.39 2.99%	496,948.00 4,812.50	0.87% (3,707.06)	Aaa / AA+ AAA	2.64 2.50
3130A8QS5	FHLB Note 1.125% Due 7/14/2021	1,285,000.00	10/04/2016 1.33%	1,273,126.60 1,278,279.46	95.30 2.95%	1,224,594.72 4,296.72	2.14% (53,684.74)	Aaa / AA+ AAA	2.70 2.62
3137EAEK9	FHLMC Note 1.125% Due 8/12/2021	1,250,000.00	08/30/2016 1.33%	1,237,737.50 1,243,112.10	95.07 2.99%	1,188,361.25 3,085.94	2.08% (54,750.85)	Aaa / AA+ AAA	2.78 2.70
3135G0N82	FNMA Note 1.25% Due 8/17/2021	1,285,000.00	Various 1.29%	1,282,305.71 1,283,456.42	95.42 2.97%	1,226,132.87 3,301.74	2.14% (57,323.55)	Aaa / AA+ AAA	2.80 2.71
3135G0S38	FNMA Note 2% Due 1/5/2022	1,350,000.00	04/25/2017 1.92%	1,354,927.50 1,353,337.71	96.93 3.02%	1,308,595.50 8,700.00	2.30% (44,742.21)	Aaa / AA+ AAA	3.18 3.03
3135G0T45	FNMA Note 1.875% Due 4/5/2022	1,315,000.00	06/19/2017 1.88%	1,314,801.44 1,314,858.06	96.35 3.00%	1,266,940.70 1,780.73	2.21% (47,917.36)	Aaa / AA+ AAA	3.43 3.28
3130A3KM5	FHLB Note 2.5% Due 12/9/2022	775,000.00	08/28/2018 2.83%	764,808.75 765,226.05	97.85 3.06%	758,349.13 7,642.36	1.34% (6,876.92)	Aaa / AA+ NR	4.11 3.83
3135G0T94	FNMA Note 2.375% Due 1/19/2023	1,000,000.00	03/14/2018 2.73%	984,140.00 986,200.90	97.33 3.05%	973,276.00 6,729.17	1.71% (12,924.90)	Aaa / AA+ AAA	4.22 3.95

Holdings Report

As of October 31, 2018



CUSIP	Security Description	Par Value/Units	Purchase Date Book Yield	Cost Value Book Value	Mkt Price Mkt YTM	Market Value Accrued Int.	% of Port. Gain/Loss	Moody/S&P Fitch	Maturity Duration
AGENCY									
3137EAEN5	FHLMC Note 2.75% Due 6/19/2023	1,200,000.00	07/20/2018 2.86%	1,193,976.00 1,194,315.52	98.45 3.11%	1,181,439.60 12,833.33	2.08% (12,875.92)	Aaa / AA+ AAA	4.64 4.27
313383YJ4	FHLB Note 3.375% Due 9/8/2023	1,200,000.00	10/29/2018 3.08%	1,215,756.00 1,215,747.11	101.04 3.14%	1,212,514.80 5,962.50	2.12% (3,232.31)	Aaa / AA+ NR	4.86 4.43
Total Agency		18,860,000.00	1.89%	18,780,526.29 18,816,353.23	2.97%	18,333,505.88 97,919.21	32.13% (482,847.35)	Aaa / AA+ AAA	2.88 2.73
MONEY MARKET FUND FI									
316175884	Fidelity Institutional Money Market Fund 696	461,839.65	Various 1.82%	461,839.65 461,839.65	1.00 1.82%	461,839.65 0.00	0.81% 0.00	Aaa / AAA NR	0.00 0.00
Total Money Market Fund FI		461,839.65	1.82%	461,839.65 461,839.65	1.82%	461,839.65 0.00	0.81% 0.00	Aaa / AAA NR	0.00 0.00
NEGOTIABLE CD									
06371ETT4	Bank of Montreal Chicago Yankee CD 1.76% Due 11/7/2018	920,000.00	11/06/2017 1.76%	920,000.00 920,000.00	100.00 1.76%	920,000.00 16,147.02	1.63% 0.00	P-1 / A-1 F-1+	0.02 0.02
Total Negotiable CD		920,000.00	1.76%	920,000.00 920,000.00	1.76%	920,000.00 16,147.02	1.63% 0.00	P-1 / A-1 F-1+	0.02 0.02
SUPRANATIONAL									
4581X0CX4	Inter-American Dev Bank Note 1.625% Due 5/12/2020	1,065,000.00	04/05/2017 1.70%	1,062,475.95 1,063,749.18	98.06 2.93%	1,044,375.21 8,124.32	1.83% (19,373.97)	Aaa / AAA AAA	1.53 1.48
45950KCM0	International Finance Corp Note 2.25% Due 1/25/2021	410,000.00	01/18/2018 2.35%	408,794.60 409,102.55	98.35 3.02%	403,251.81 2,460.00	0.71% (5,850.74)	Aaa / AAA NR	2.24 2.15
4581X0CW6	Inter-American Dev Bank Note 2.125% Due 1/18/2022	1,275,000.00	01/10/2017 2.15%	1,273,431.75 1,273,991.72	96.97 3.12%	1,236,357.30 7,751.82	2.17% (37,634.42)	Aaa / NR AAA	3.22 3.06
4581X0CZ9	Inter-American Dev Bank Note 1.75% Due 9/14/2022	800,000.00	Various 2.40%	777,732.00 781,145.04	94.98 3.14%	759,856.80 1,827.78	1.33% (21,288.24)	NR / NR AAA	3.87 3.69
Total Supranational		3,550,000.00	2.09%	3,522,434.30 3,527,988.49	3.05%	3,443,841.12 20,163.92	6.04% (84,147.37)	Aaa / AAA AAA	2.74 2.61

Holdings Report

As of October 31, 2018



CUSIP	Security Description	Par Value/Units	Purchase Date Book Yield	Cost Value Book Value	Mkt Price Mkt YTM	Market Value Accrued Int.	% of Port. Gain/Loss	Moody/S&P Fitch	Maturity Duration
US CORPORATE									
74005PBH6	Praxair Note 1.25% Due 11/7/2018	810,000.00	Various 1.67%	797,684.40 809,946.54	99.98 2.32%	809,854.20 4,893.75	1.42% (92.34)	A2 / A NR	0.02 0.02
36962G7G3	General Electric Capital Corp Note 2.3% Due 1/14/2019	800,000.00	Various 2.27%	800,569.30 800,048.41	99.93 2.64%	799,424.00 5,468.88	1.40% (624.41)	Baa1 / BBB+ A	0.21 0.20
17275RAR3	Cisco Systems Note 2.125% Due 3/1/2019	440,000.00	Various 2.04%	441,755.73 440,115.68	99.83 2.64%	439,242.31 1,558.33	0.77% (873.37)	A1 / AA- NR	0.33 0.33
91159HHH6	US Bancorp Callable Note Cont 3/25/2019 2.2% Due 4/25/2019	700,000.00	Various 2.08%	703,858.75 700,321.63	99.74 2.75%	698,151.31 256.67	1.22% (2,170.32)	A1 / A+ AA-	0.48 0.48
40434CAC9	HSBC USA Inc Note 2.25% Due 6/23/2019	800,000.00	06/20/2017 1.99%	804,088.00 801,310.40	99.48 3.07%	795,844.00 6,400.00	1.40% (5,466.40)	A2 / A AA-	0.64 0.63
06406HCW7	Bank of New York Callable Note Cont 8/11/2019 2.3% Due 9/11/2019	705,000.00	Various 2.29%	705,272.60 705,041.70	99.41 2.99%	700,858.83 2,252.08	1.23% (4,182.87)	A1 / A AA-	0.86 0.84
94974BGF1	Wells Fargo Corp Note 2.15% Due 1/30/2020	735,000.00	01/26/2015 2.17%	734,204.40 734,801.43	98.70 3.22%	725,449.41 3,994.52	1.27% (9,352.02)	A2 / A- A+	1.25 1.21
22160KAG0	Costco Wholesale Corp Note 1.75% Due 2/15/2020	465,000.00	02/05/2015 1.77%	464,511.75 464,873.92	98.34 3.07%	457,300.07 1,717.92	0.80% (7,573.85)	Aa3 / A+ A+	1.29 1.26
747525AD5	Qualcomm Inc Note 2.25% Due 5/20/2020	750,000.00	06/11/2015 2.49%	741,693.75 747,388.15	98.54 3.22%	739,061.26 7,546.88	1.30% (8,326.89)	A2 / A- NR	1.55 1.50
437076BQ4	Home Depot Note 1.8% Due 6/5/2020	330,000.00	05/24/2017 1.82%	329,808.60 329,898.36	98.04 3.07%	323,540.58 2,409.00	0.57% (6,357.78)	A2 / A A	1.60 1.54
594918BG8	Microsoft Callable Note Cont. 10/03/20 2% Due 11/3/2020	325,000.00	10/29/2015 2.02%	324,740.00 324,895.69	97.94 3.06%	318,306.30 3,213.89	0.56% (6,589.39)	Aaa / AAA AA+	2.01 1.93
00440EAT4	Chubb INA Holdings Inc Callable Note Cont 10/3/2020 2.3% Due 11/3/2020	800,000.00	02/06/2017 2.16%	803,768.00 801,985.84	98.07 3.30%	784,573.60 9,097.78	1.38% (17,412.24)	A3 / A A	2.01 1.92
78012KKU0	Royal Bank of Canada Note 2.5% Due 1/19/2021	700,000.00	01/24/2018 2.64%	697,130.00 697,865.29	98.16 3.37%	687,126.30 4,958.33	1.21% (10,738.99)	Aa2 / AA- AA	2.22 2.12
30231GAV4	Exxon Mobil Corp Callable Note Cont 2/1/2021 2.222% Due 3/1/2021	875,000.00	Various 1.97%	884,992.10 879,867.36	97.70 3.25%	854,890.75 3,240.42	1.50% (24,976.61)	Aaa / AA+ NR	2.33 2.24
24422ESL4	John Deere Capital Corp Note 2.8% Due 3/4/2021	315,000.00	05/24/2017 2.12%	322,663.95 319,763.47	98.93 3.28%	311,629.19 1,396.50	0.55% (8,134.28)	A2 / A A	2.34 2.24

Holdings Report

As of October 31, 2018



CUSIP	Security Description	Par Value/Units	Purchase Date Book Yield	Cost Value Book Value	Mkt Price Mkt YTM	Market Value Accrued Int.	% of Port. Gain/Loss	Moody/S&P Fitch	Maturity Duration
US CORPORATE									
369550BE7	General Dynamics Corp Note 3% Due 5/11/2021	410,000.00	05/08/2018 3.24%	407,150.50 407,602.88	99.30 3.29%	407,109.50 5,808.33	0.72% (493.38)	A2 / A+ NR	2.53 2.38
857477AV5	State Street Bank Note 1.95% Due 5/19/2021	440,000.00	05/16/2016 1.96%	439,771.20 439,883.47	96.52 3.38%	424,695.48 3,861.00	0.75% (15,187.99)	A1 / A AA-	2.55 2.44
594918BP8	Microsoft Callable Note Cont 7/8/21 1.55% Due 8/8/2021	590,000.00	Various 1.57%	589,298.90 589,611.82	95.79 3.15%	565,145.07 2,108.43	0.99% (24,466.75)	Aaa / AAA AA+	2.77 2.67
68389XBK0	Oracle Corp Callable Note Cont 8/01/21 1.9% Due 9/15/2021	804,000.00	11/29/2016 2.40%	785,998.44 793,197.00	96.03 3.36%	772,099.69 1,951.93	1.35% (21,097.31)	A1 / AA- A	2.88 2.75
89236TDP7	Toyota Motor Credit Corp Note 2.6% Due 1/11/2022	450,000.00	05/16/2018 3.34%	438,612.75 440,038.29	97.61 3.39%	439,253.10 3,575.00	0.77% (785.19)	Aa3 / AA- A+	3.20 3.01
91159HHP8	US Bancorp Callable Cont 12/23/2021 2.625% Due 1/24/2022	390,000.00	01/19/2017 2.66%	389,329.20 389,566.51	97.39 3.48%	379,831.53 2,758.44	0.67% (9,734.98)	A1 / A+ AA-	3.24 3.04
674599CK9	Occidental Petroleum Callable Note Cont 3/15/2022 2.6% Due 4/15/2022	700,000.00	06/18/2018 3.27%	683,298.00 684,902.35	96.87 3.57%	678,071.10 808.89	1.18% (6,831.25)	A3 / A A	3.46 3.26
69353RFE3	PNC Bank Callable Note Cont 6/28/2022 2.45% Due 7/28/2022	890,000.00	07/25/2017 2.45%	889,919.90 889,940.12	96.00 3.60%	854,399.11 5,632.96	1.50% (35,541.01)	A2 / A A+	3.74 3.51
44932HAC7	IBM Credit Corp Note 2.2% Due 9/8/2022	700,000.00	11/29/2017 2.58%	688,156.00 690,433.69	94.51 3.74%	661,539.90 2,267.22	1.16% (28,893.79)	A1 / A A	3.86 3.63
48128BAB7	JP Morgan Chase & Co Callable Note 1X 1/15/2022 2.972% Due 1/15/2023	625,000.00	02/09/2018 3.19%	618,968.75 619,844.74	96.75 3.81%	604,716.88 5,469.31	1.06% (15,127.86)	A2 / A- AA-	4.21 3.87
24422ETG4	John Deere Capital Corp Note 2.8% Due 3/6/2023	450,000.00	06/13/2018 3.44%	437,485.50 438,493.91	97.04 3.54%	436,665.15 1,925.00	0.76% (1,828.76)	A2 / A A	4.35 4.03
02665WCJ8	American Honda Finance Note 3.45% Due 7/14/2023	225,000.00	07/11/2018 3.49%	224,610.75 224,633.80	99.39 3.59%	223,627.28 2,264.06	0.39% (1,006.52)	A2 / A+ NR	4.70 4.26
69371RP59	Paccar Financial Corp Note 3.4% Due 8/9/2023	560,000.00	08/06/2018 3.41%	559,770.40 559,780.96	99.51 3.51%	557,267.20 4,336.89	0.98% (2,513.76)	A1 / A+ NR	4.78 4.34
02665WCQ2	American Honda Finance Note 3.625% Due 10/10/2023	550,000.00	10/03/2018 3.64%	549,549.00 549,554.43	99.98 3.63%	549,877.90 1,163.02	0.96% 323.47	A2 / A+ NR	4.95 4.48
Total US Corporate		17,334,000.00	2.44%	17,258,660.62 17,275,607.84	3.23%	16,999,551.00 102,335.43	29.81% (276,056.84)	A1 / A+ A+	2.29 2.16

Holdings Report

As of October 31, 2018



CUSIP	Security Description	Par Value/Units	Purchase Date Book Yield	Cost Value Book Value	Mkt Price Mkt YTM	Market Value Accrued Int.	% of Port. Gain/Loss	Moody/S&P Fitch	Maturity Duration
US TREASURY									
912828L32	US Treasury Note 1.375% Due 8/31/2020	1,250,000.00	09/29/2015 1.37%	1,250,394.81 1,250,146.98	97.34 2.88%	1,216,698.75 2,943.72	2.13% (33,448.23)	Aaa / AA+ AAA	1.84 1.79
912828L99	US Treasury Note 1.375% Due 10/31/2020	800,000.00	11/23/2015 1.71%	787,471.43 794,927.42	97.08 2.89%	776,656.00 30.39	1.35% (18,271.42)	Aaa / AA+ AAA	2.00 1.95
912828N89	US Treasury Note 1.375% Due 1/31/2021	1,300,000.00	03/09/2016 1.40%	1,298,734.82 1,299,418.03	96.70 2.90%	1,257,089.60 4,517.32	2.20% (42,328.43)	Aaa / AA+ AAA	2.25 2.18
912828B90	US Treasury Note 2% Due 2/28/2021	1,250,000.00	04/26/2016 1.40%	1,285,111.61 1,266,890.13	97.97 2.91%	1,224,610.00 4,281.77	2.14% (42,280.13)	Aaa / AA+ AAA	2.33 2.25
912828Q37	US Treasury Note 1.25% Due 3/31/2021	800,000.00	12/13/2016 1.81%	781,471.43 789,589.50	96.18 2.90%	769,437.60 879.12	1.34% (20,151.90)	Aaa / AA+ AAA	2.42 2.35
912828T34	US Treasury Note 1.125% Due 9/30/2021	1,300,000.00	11/09/2016 1.48%	1,278,016.07 1,286,895.85	94.98 2.93%	1,234,746.50 1,285.71	2.15% (52,149.35)	Aaa / AA+ AAA	2.92 2.83
912828F96	US Treasury Note 2% Due 10/31/2021	1,025,000.00	01/27/2017 1.94%	1,027,686.05 1,026,695.23	97.32 2.94%	997,493.10 56.63	1.74% (29,202.13)	Aaa / AA+ AAA	3.00 2.88
912828J43	US Treasury Note 1.75% Due 2/28/2022	1,360,000.00	03/13/2017 2.14%	1,335,407.68 1,343,501.01	96.22 2.95%	1,308,575.68 4,076.24	2.29% (34,925.33)	Aaa / AA+ AAA	3.33 3.19
912828XG0	US Treasury Note 2.125% Due 6/30/2022	1,100,000.00	08/15/2017 1.82%	1,115,601.34 1,111,731.72	97.10 2.96%	1,068,117.60 7,876.36	1.88% (43,614.12)	Aaa / AA+ AAA	3.67 3.47
912828L24	US Treasury Note 1.875% Due 8/31/2022	1,000,000.00	09/26/2017 1.87%	1,000,433.04 1,000,336.76	96.04 2.98%	960,391.00 3,211.33	1.68% (39,945.76)	Aaa / AA+ AAA	3.84 3.65
912828L57	US Treasury Note 1.75% Due 9/30/2022	1,240,000.00	10/17/2017 1.99%	1,226,243.75 1,229,127.39	95.50 2.98%	1,184,200.00 1,907.69	2.07% (44,927.39)	Aaa / AA+ AAA	3.92 3.74
912828N30	US Treasury Note 2.125% Due 12/31/2022	1,150,000.00	01/25/2018 2.46%	1,132,121.09 1,134,892.32	96.66 2.98%	1,111,546.30 8,234.38	1.95% (23,346.02)	Aaa / AA+ AAA	4.17 3.92
Total US Treasury		13,575,000.00	1.77%	13,518,693.12 13,534,152.34	2.93%	13,109,562.13 39,300.66	22.92% (424,590.21)	Aaa / AA+ AAA	2.99 2.86
TOTAL PORTFOLIO		58,550,643.17	2.08%	58,292,994.39 58,369,357.14	3.02%	57,087,623.22 279,366.12	100.00% (1,281,733.92)	Aa2 / AA AAA	2.66 2.42
TOTAL MARKET VALUE PLUS ACCRUED						57,366,989.34			

Book Value Report

As of October 31, 2018

MIG	Book Value	12 Months or Less	13 to 24 Months	25 to 60 Months	Total Holdings
ABS	\$3,833,415.59	\$964,742.60	\$2,293,713.83	\$574,959.16	\$3,833,415.59
Agency	\$18,816,353.23	\$0.00	\$3,278,261.64	\$15,538,091.59	\$18,816,353.23
Money Market Fund FI	\$461,839.65	\$461,839.65	\$0.00	\$0.00	\$461,839.65
Negotiable CD	\$920,000.00	\$920,000.00	\$0.00	\$0.00	\$920,000.00
Supranational	\$3,527,988.49	\$0.00	\$1,063,749.18	\$2,464,239.31	\$3,527,988.49
US Corporate	\$17,275,607.84	\$4,256,784.36	\$2,276,961.86	\$10,741,861.62	\$17,275,607.84
US Treasury	\$13,534,152.34	\$0.00	\$1,250,146.98	\$12,284,005.36	\$13,534,152.34
TOTAL	\$58,369,357.14	\$6,603,366.61	\$10,162,833.49	\$41,603,157.04	\$58,369,357.14

00307701
 40- -01-B -62 -310-01
 0101 -19-00748-01



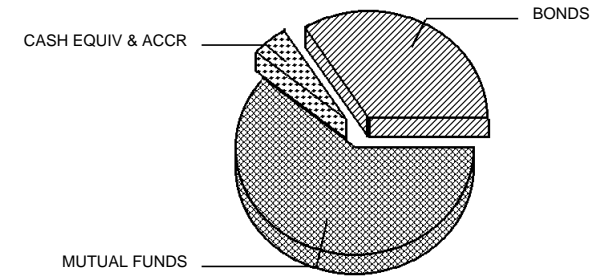
PARS/CITY OF BREA 115P
 ACCOUNT 6746050800

Page 5 of 29
 Period from October 1, 2018 to October 31, 2018

ASSET SUMMARY

ASSETS	10/31/2018 MARKET	10/31/2018 BOOK VALUE	% OF MARKET
Cash And Equivalents	167,961.37	167,961.37	2.34
Corporate Issues	2,524,870.00	2,732,139.25	35.10
Mutual Funds-Equity	4,322,402.28	3,750,318.07	60.09
Mutual Funds-Fixed Income	148,563.40	149,845.15	2.07
Total Assets	7,163,797.05	6,800,263.84	99.60
Accrued Income	28,921.41	28,921.41	0.40
Grand Total	7,192,718.46	6,829,185.25	100.00

Estimated Annual Income **167,633.35**



00307701
40- -01-B -62 -310-01
0101 -19-00748-01



PARS/CITY OF BREA 115P
ACCOUNT 6746050800

Page 6 of 29
Period from October 1, 2018 to October 31, 2018

ASSET DETAIL

DESCRIPTION	SHARES/ FACE AMOUNT	MARKET PRICE/UNIT	BOOK VALUE	UNREALIZED GAIN (LOSS) SINCE INCEPTION/ CURRENT PERIOD	ENDING ACCRUAL	YIELD ON MARKET
Cash And Equivalents						
Money Markets						
First Am Govt Ob Fd Cl Z 31846V567 Asset Minor Code 1	167,516.360	167,516.36 1.0000	167,516.36	.00 .00	343.39	2.06
Total Money Markets	167,516.360	167,516.36	167,516.36	.00 .00	343.39	2.06
Cash						
Cash		445.01	445.01			
Total Cash	.000	445.01	445.01	.00 .00	.00	0.00
Total Cash And Equivalents	167,516.360	167,961.37	167,961.37	.00 .00	343.39	2.05
Corporate Issues						
Apple Inc 2.850% 2/23/23 Standard & Poors Rating: AA+ Moodys Rating: Aa1 037833BU3 Asset Minor Code 28	150,000.000	146,148.00 97.4320	158,403.00	- 12,255.00 - 1,515.00	807.50	2.93
Bank Ny Mellon Mtn 5.450% 5/15/19 Standard & Poors Rating: A Moodys Rating: A1 06406HBM0 Asset Minor Code 28	200,000.000	202,718.00 101.3590	223,052.00	- 20,334.00 - 636.00	5,026.11	5.38

00307701
40- -01-B -62 -310-01
0101 -19-00748-01



PARS/CITY OF BREA 115P
ACCOUNT 6746050800

Page 7 of 29
Period from October 1, 2018 to October 31, 2018

ASSET DETAIL (continued)

DESCRIPTION	SHARES/ FACE AMOUNT	MARKET PRICE/UNIT	BOOK VALUE	UNREALIZED GAIN (LOSS) SINCE INCEPTION/ CURRENT PERIOD	ENDING ACCRUAL	YIELD ON MARKET
Cisco Systems Inc 2.900% 3/04/21 Standard & Poors Rating: AA- Moody's Rating: A1 17275RAP7 Asset Minor Code 28	200,000.000	198,034.00 99.0170	207,884.00	- 9,850.00 - 1,254.00	918.33	2.93
Gen Elec Cap Crp Mtn 6.000% 8/07/19 Standard & Poors Rating: BBB+ Moody's Rating: Baa1 36962G4D3 Asset Minor Code 28	175,000.000	178,475.50 101.9860	200,947.25	- 22,471.75 - 1,058.75	2,450.00	5.88
Gen Elec Cap Crp Mtn 5.500% 1/08/20 Standard & Poors Rating: BBB+ Moody's Rating: Baa1 36962G4J0 Asset Minor Code 28	200,000.000	203,964.00 101.9820	228,930.00	- 24,966.00 - 1,814.00	3,452.78	5.39
General Elec Cap Mtn 3.100% 1/09/23 Standard & Poors Rating: BBB+ Moody's Rating: Baa1 36962G6S8 Asset Minor Code 28	100,000.000	95,878.00 95.8780	106,031.00	- 10,153.00 - 2,054.00	964.44	3.23
Intercontinental 3.750% 12/01/25 Standard & Poors Rating: A Moody's Rating: A2 45866FAD6 Asset Minor Code 28	100,000.000	98,955.00 98.9550	104,231.00	- 5,276.00 - 895.00	1,562.50	3.79
Jp Morgan Chase Co 2.700% 5/18/23 Standard & Poors Rating: A- Moody's Rating: A2 46625HRL6 Asset Minor Code 28	75,000.000	71,673.75 95.5650	74,970.75	- 3,297.00 - 445.50	916.88	2.83
Kimberly Clark Corp 2.750% 2/15/26 Standard & Poors Rating: A Moody's Rating: A2 494368BU6 Asset Minor Code 28	100,000.000	93,110.00 93.1100	103,111.00	- 10,001.00 - 708.00	580.56	2.95

00307701
40- -01-B -62 -310-01
0101 -19-00748-01



PARS/CITY OF BREA 115P
ACCOUNT 6746050800

Page 8 of 29
Period from October 1, 2018 to October 31, 2018

ASSET DETAIL (continued)

DESCRIPTION	SHARES/ FACE AMOUNT	MARKET PRICE/UNIT	BOOK VALUE	UNREALIZED GAIN (LOSS) SINCE INCEPTION/ CURRENT PERIOD	ENDING ACCRUAL	YIELD ON MARKET
Medtronic Inc 3.125% 3/15/22 Standard & Poors Rating: A Moody's Rating: A3 585055AX4 Asset Minor Code 28	200,000.000	197,440.00 98.7200	208,046.00	- 10,606.00 - 1,192.00	798.61	3.17
Mondelez Int 4.000% 2/01/24 Standard & Poors Rating: BBB Moody's Rating: Baa1 609207AB1 Asset Minor Code 28	100,000.000	100,076.00 100.0760	109,303.00	- 9,227.00 - 536.00	1,000.00	4.00
Nike Inc 2.375% 11/01/26 Standard & Poors Rating: AA- Moody's Rating: A1 654106AF0 Asset Minor Code 28	100,000.000	89,916.00 89.9160	94,613.00	- 4,697.00 - 802.00	1,187.50	2.64
Pepsico Inc 2.750% 4/30/25 Standard & Poors Rating: A+ Moody's Rating: A1 713448CT3 Asset Minor Code 28	75,000.000	70,954.50 94.6060	73,932.75	- 2,978.25 - 755.25	5.73	2.91
Suntrust Banks Inc 2.700% 1/27/22 Standard & Poors Rating: BBB+ Moody's Rating: Baa1 867914BM4 Asset Minor Code 28	75,000.000	72,605.25 96.8070	75,130.50	- 2,525.25 - 375.75	528.75	2.79
Verizon 5.150% 9/15/23 Standard & Poors Rating: BBB+ Moody's Rating: Baa1 92343VBR4 Asset Minor Code 28	200,000.000	212,214.00 106.1070	230,048.00	- 17,834.00 - 1,876.00	1,316.11	4.85
Visa Inc 2.200% 12/14/20 Standard & Poors Rating: A+ Moody's Rating: A1 92826CAB8 Asset Minor Code 28	200,000.000	195,938.00 97.9690	204,764.00	- 8,826.00 - 602.00	1,674.44	2.25

00307701
40- -01-B -62 -310-01
0101 -19-00748-01



PARS/CITY OF BREA 115P
ACCOUNT 6746050800

Page 9 of 29
Period from October 1, 2018 to October 31, 2018

ASSET DETAIL (continued)

DESCRIPTION	SHARES/ FACE AMOUNT	MARKET PRICE/UNIT	BOOK VALUE	UNREALIZED GAIN (LOSS) SINCE INCEPTION/ CURRENT PERIOD	ENDING ACCRUAL	YIELD ON MARKET
Wells Fargo Mtn 3.300% 9/09/24 Standard & Poors Rating: A- Moody's Rating: A2 94974BGA2 Asset Minor Code 28	100,000.000	95,892.00 95.8920	103,890.00	- 7,998.00 - 1,046.00	476.67	3.44
Xto Energy Inc 6.500% 12/15/18 Standard & Poors Rating: AA+ Moody's Rating: Aaa 98385XAT3 Asset Minor Code 28	200,000.000	200,878.00 100.4390	224,852.00	- 23,974.00 - 868.00	4,911.11	6.47
Total Corporate Issues	2,550,000.000	2,524,870.00	2,732,139.25	- 207,269.25 - 18,433.25	28,578.02	4.03

Mutual Funds

Mutual Funds-Equity

Columbia Contrarian Core Fund 19766M709 Asset Minor Code 98	13,592.495	355,307.82 26.1400	295,830.85	59,476.97 - 26,451.96	.00	1.07
Dodge & Cox International Stock Fund 256206103 Asset Minor Code 98	4,304.057	175,218.16 40.7100	157,337.17	17,880.99 - 11,146.51	.00	2.19
Dodge & Cox Stock Fund 256219106 Asset Minor Code 98	2,846.049	574,218.85 201.7600	503,945.96	70,272.89 - 34,964.73	.00	1.32
Harbor Capital Appreciaton CI R 411512528 Asset Minor Code 98	2,832.489	209,547.54 73.9800	167,551.61	41,995.93 - 22,925.71	.00	0.22
Hartford Schroders Emerging Markets 41665H797 Asset Minor Code 98	20,546.044	289,493.76 14.0900	245,845.97	43,647.79 - 27,475.56	.00	1.09

00307701
40- -01-B -62 -310-01
0101 -19-00748-01



PARS/CITY OF BREA 115P
ACCOUNT 6746050800

Page 10 of 29
Period from October 1, 2018 to October 31, 2018

ASSET DETAIL (continued)

DESCRIPTION	SHARES/ FACE AMOUNT	MARKET PRICE/UNIT	BOOK VALUE	UNREALIZED GAIN (LOSS) SINCE INCEPTION/ CURRENT PERIOD	ENDING ACCRUAL	YIELD ON MARKET
Ishares Russell Mid Cap Etf 464287499 Asset Minor Code 94	6,924.000	350,077.44 50.5600	302,183.75	47,893.69 - 30,982.94	.00	1.85
Mfs International Growth R6 552746356 Asset Minor Code 98	5,420.974	172,278.55 31.7800	144,620.42	27,658.13 - 16,589.42	.00	1.11
Nationwide Bailard Intl Equities R6 63868B815 Asset Minor Code 98	30,132.372	229,910.00 7.6300	225,195.33	4,714.67 - 21,996.63	.00	2.67
Price T Rowe Growth Stk Fd Inc 741479406 Asset Minor Code 98	3,204.230	211,543.26 66.0200	171,488.97	40,054.29 - 19,923.56	.00	0.39
T Rowe Price New Horizons Fund I 779562206 Asset Minor Code 98	5,266.825	317,326.21 60.2500	230,435.13	86,891.08 - 29,980.87	.00	0.00
Undiscovered Mgrs Behavioral Value 904504479 Asset Minor Code 98	5,947.191	403,160.08 67.7900	376,373.14	26,786.94 - 39,710.15	.00	1.22
Vanguard Growth & Income Adm Shs#593 921913208 Asset Minor Code 98	11,548.446	911,749.81 78.9500	802,492.96	109,256.85 - 70,409.20	.00	1.50
Vanguard Real Estate Etf 922908553 Asset Minor Code 94	1,565.000	122,570.80 78.3200	127,016.81	- 4,446.01 - 3,648.89	.00	4.91
Total Mutual Funds-Equity	114,130.172	4,322,402.28	3,750,318.07	572,084.21 - 356,206.13	.00	1.36
Mutual Funds-Fixed Income						
Vanguard Short Term Invnt Grade #539 922031836 Asset Minor Code 99	14,271.220	148,563.40 10.4100	149,845.15	- 1,281.75 - 401.33	.00	2.63

00307701
40- -01-B -62 -310-01
0101 -19-00748-01

ATTACHMENT A



PARS/CITY OF BREA 115P
ACCOUNT 6746050800

Page 11 of 29
Period from October 1, 2018 to October 31, 2018

ASSET DETAIL (continued)

DESCRIPTION	SHARES/ FACE AMOUNT	MARKET PRICE/UNIT	BOOK VALUE	UNREALIZED GAIN (LOSS) SINCE INCEPTION/ CURRENT PERIOD	ENDING ACCRUAL	YIELD ON MARKET
Total Mutual Funds-Fixed Income	14,271.220	148,563.40	149,845.15	- 1,281.75 - 401.33	.00	2.63
Total Mutual Funds	128,401.392	4,470,965.68	3,900,163.22	570,802.46 - 356,607.46	.00	1.40
Total Assets	2,845,917.752	7,163,797.05	6,800,263.84	363,533.21 - 375,040.71	28,921.41	2.34
Accrued Income	.000	28,921.41	28,921.41			
Grand Total	2,845,917.752	7,192,718.46	6,829,185.25			

ASSET DETAIL MESSAGES

Time of trade execution and trading party (if not disclosed) will be provided upon request.

Publicly traded assets are valued in accordance with market quotations or valuation methodologies from financial industry services believed by us to be reliable. Assets that are not publicly traded may be reflected at values from other external sources. Assets for which a current value is not available may be reflected at a previous value or as not valued, at par value, or at a nominal value. Values shown do not necessarily reflect prices at which assets could be bought or sold. Values are updated based on internal policy and may be updated less frequently than statement generation.

For further information, please contact your account manager or relationship manager.



PORTFOLIO CHARACTERISTICS

Average Modified Duration	2.59
Average Coupon	1.76%
Average Purchase YTM	1.84%
Average Market YTM	2.91%
Average S&P/Moody Rating	AA+/Aaa
Average Final Maturity	2.72 yrs
Average Life	2.72 yrs

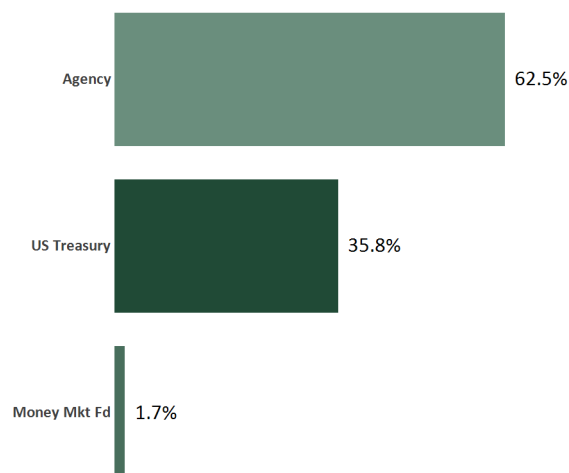
ACCOUNT SUMMARY

	Beg. Values as of 9/30/18	End Values as of 10/31/18
Market Value	446,917	447,742
Accrued Interest	2,389	1,957
Total Market Value	449,306	449,699
Income Earned	684	713
Cont/WD		0
Par	459,383	460,499
Book Value	458,287	459,431
Cost Value	457,828	458,945

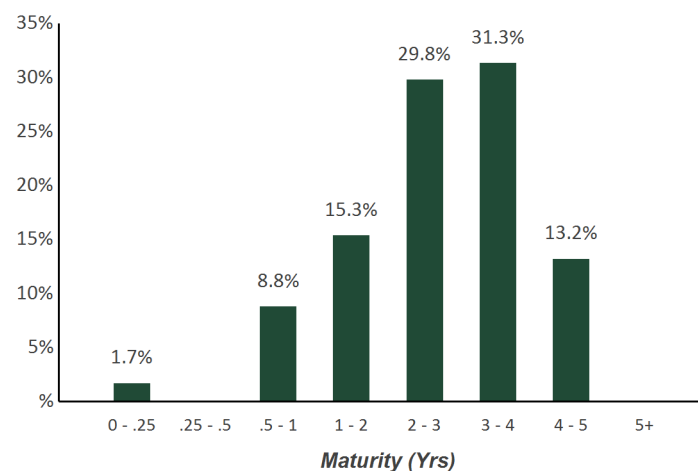
TOP ISSUERS

Government of United States	35.8%
Federal National Mortgage Assoc	30.8%
Federal Home Loan Bank	16.3%
Federal Home Loan Mortgage Corp	15.4%
AIM STIT-Treasury Portfolio	1.7%
Total	100.0%


SECTOR ALLOCATION



MATURITY DISTRIBUTION



CREDIT QUALITY (S&P)



PERFORMANCE REVIEW

TOTAL RATE OF RETURN	1M	3M	YTD	1YR	Annualized				
					2YRS	3YRS	5YRS	10YRS	11/30/2009
Brea 05 CFD 97-1 Spec Tax Reserve Fund	0.09%	0.29%	-0.18%	-0.53%	-0.23%	0.51%	1.00%	N/A	1.77%
ICE BAML 3-Month US Treasury Bill Index	0.17%	0.51%	1.48%	1.68%	1.20%	0.90%	0.55%	N/A	0.35%



BOOK VALUE RECONCILIATION		
BEGINNING BOOK VALUE		\$458,286.53
<u>Acquisition</u>		
+ Security Purchases	\$0.00	
+ Money Market Fund Purchases	\$1,116.54	
+ Money Market Contributions	\$0.00	
+ Security Contributions	\$0.00	
+ Security Transfers	\$0.00	
Total Acquisitions		\$1,116.54
<u>Dispositions</u>		
- Security Sales	\$0.00	
- Money Market Fund Sales	\$0.00	
- MMF Withdrawals	\$0.00	
- Security Withdrawals	\$0.00	
- Security Transfers	\$0.00	
- Other Dispositions	\$0.00	
- Maturities	\$0.00	
- Calls	\$0.00	
- Principal Paydowns	\$0.00	
Total Dispositions		\$0.00
<u>Amortization/Accretion</u>		
+/- Net Accretion	\$28.29	
		\$28.29
<u>Gain/Loss on Dispositions</u>		
+/- Realized Gain/Loss	\$0.00	
		\$0.00
ENDING BOOK VALUE		\$459,431.36

CASH TRANSACTION SUMMARY		
BEGINNING BALANCE		\$6,382.85
<u>Acquisition</u>		
Contributions	\$0.00	
Security Sale Proceeds	\$0.00	
Accrued Interest Received	\$0.00	
Interest Received	\$1,108.13	
Dividend Received	\$8.41	
Principal on Maturities	\$0.00	
Interest on Maturities	\$0.00	
Calls/Redemption (Principal)	\$0.00	
Interest from Calls/Redemption	\$0.00	
Principal Paydown	\$0.00	
Total Acquisitions	\$1,116.54	
<u>Dispositions</u>		
Withdrawals	\$0.00	
Security Purchase	\$0.00	
Accrued Interest Paid	\$0.00	
Total Dispositions	\$0.00	
ENDING BOOK VALUE		\$7,499.39



CUSIP	Security Description	Par Value/Units	Purchase Date Book Yield	Cost Value Book Value	Mkt Price Mkt YTM	Market Value Accrued Int.	% of Port. Gain/Loss	Moody/S&P Fitch	Maturity Duration
AGENCY									
3137EADM8	FHLMC Note 1.25% Due 10/2/2019	40,000.00	03/25/2015 1.40%	39,735.60 39,946.35	98.64 2.75%	39,457.88 40.28	8.78% (488.47)	Aaa / AA+ AAA	0.92 0.90
313383HU8	FHLB Note 1.75% Due 6/12/2020	40,000.00	06/26/2015 1.87%	39,779.20 39,928.15	98.22 2.89%	39,286.72 270.28	8.80% (641.43)	Aaa / AA+ NR	1.62 1.57
3130A7CV5	FHLB Note 1.375% Due 2/18/2021	35,000.00	03/11/2016 1.64%	34,566.00 34,797.69	96.56 2.93%	33,796.28 97.59	7.54% (1,001.41)	Aaa / AA+ AAA	2.30 2.23
3135G0Q89	FNMA Note 1.375% Due 10/7/2021	43,000.00	10/27/2016 1.50%	42,738.13 42,844.62	95.44 3.01%	41,038.94 39.42	9.13% (1,805.68)	Aaa / AA+ AAA	2.94 2.84
3135G0S38	FNMA Note 2% Due 1/5/2022	40,000.00	04/24/2017 1.92%	40,142.40 40,096.40	96.93 3.02%	38,773.20 257.78	8.68% (1,323.20)	Aaa / AA+ AAA	3.18 3.03
3135G0T78	FNMA Note 2% Due 10/5/2022	30,000.00	01/09/2018 2.36%	29,518.50 29,600.65	96.16 3.04%	28,848.75 43.33	6.42% (751.90)	Aaa / AA+ AAA	3.93 3.73
3135G0T94	FNMA Note 2.375% Due 1/19/2023	30,000.00	06/13/2018 2.91%	29,319.90 29,376.58	97.33 3.05%	29,198.28 201.88	6.54% (178.30)	Aaa / AA+ AAA	4.22 3.95
3137EAEN5	FHLMC Note 2.75% Due 6/19/2023	30,000.00	09/14/2018 2.97%	29,707.20 29,714.79	98.45 3.11%	29,535.99 320.83	6.64% (178.80)	Aaa / AA+ AAA	4.64 4.27
Total Agency		288,000.00	2.00%	285,506.93 286,305.23	2.97%	279,936.04 1,271.39	62.53% (6,369.19)	Aaa / AA+ AAA	2.84 2.70
MONEY MARKET FUND FI									
825252109	Invesco Treasury MMFD Private Class	7,499.39	Various 0.60%	7,499.39 7,499.39	1.00 0.60%	7,499.39 0.00	1.67% 0.00	Aaa / AAA AAA	0.00 0.00
Total Money Market Fund FI		7,499.39	0.60%	7,499.39 7,499.39	0.60%	7,499.39 0.00	1.67% 0.00	Aaa / AAA AAA	0.00 0.00
US TREASURY									
912828UV0	US Treasury Note 1.125% Due 3/31/2020	30,000.00	05/07/2015 1.57%	29,379.01 29,820.89	97.66 2.82%	29,299.23 29.67	6.52% (521.66)	Aaa / AA+ AAA	1.42 1.39
912828WC0	US Treasury Note 1.75% Due 10/31/2020	30,000.00	11/04/2015 1.63%	30,166.51 30,066.71	97.81 2.88%	29,343.75 1.45	6.53% (722.96)	Aaa / AA+ AAA	2.00 1.95
912828WN6	US Treasury Note 2% Due 5/31/2021	30,000.00	07/11/2016 1.01%	31,406.35 30,742.59	97.73 2.92%	29,319.15 252.46	6.58% (1,423.44)	Aaa / AA+ AAA	2.58 2.47

Holdings Report

As of October 31, 2018



CUSIP	Security Description	Par Value/Units	Purchase Date Book Yield	Cost Value Book Value	Mkt Price Mkt YTM	Market Value Accrued Int.	% of Port. Gain/Loss	Moody/S&P Fitch	Maturity Duration
US TREASURY									
912828G53	US Treasury Note 1.875% Due 11/30/2021	35,000.00	01/18/2017 1.89%	34,974.14 34,983.62	96.89 2.94%	33,910.35 276.13	7.60% (1,073.27)	Aaa / AA+ AAA	3.08 2.94
912828J43	US Treasury Note 1.75% Due 2/28/2022	10,000.00	04/24/2017 1.84%	9,960.58 9,972.93	96.22 2.95%	9,621.88 29.97	2.15% (351.05)	Aaa / AA+ AAA	3.33 3.19
912828L24	US Treasury Note 1.875% Due 8/31/2022	30,000.00	09/18/2017 1.84%	30,051.66 30,040.00	96.04 2.98%	28,811.73 96.34	6.43% (1,228.27)	Aaa / AA+ AAA	3.84 3.65
Total US Treasury		165,000.00	1.61%	165,938.25 165,626.74	2.91%	160,306.09 686.02	35.80% (5,320.65)	Aaa / AA+ AAA	2.64 2.53
TOTAL PORTFOLIO				458,944.57 459,431.36	2.91%	447,741.52 1,957.41	100.00% (11,689.84)	Aaa / AA+ AAA	2.72 2.59
TOTAL MARKET VALUE PLUS ACCRUED						449,698.93			



PORTFOLIO CHARACTERISTICS

Average Modified Duration	2.32
Average Coupon	1.83%
Average Purchase YTM	1.44%
Average Market YTM	2.84%
Average S&P/Moody Rating	AA+/Aaa
Average Final Maturity	2.42 yrs
Average Life	2.42 yrs

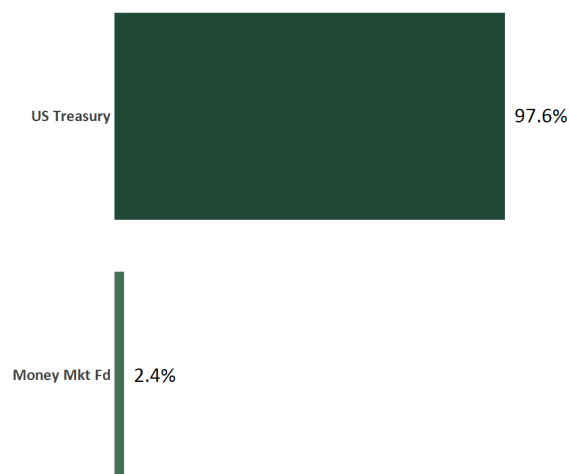
ACCOUNT SUMMARY

	Beg. Values as of 9/30/18	End Values as of 10/31/18
Market Value	1,880,951	1,881,925
Accrued Interest	5,485	7,051
Total Market Value	1,886,436	1,888,976
Income Earned	2,324	2,411
Cont/WD		0
Par	1,923,358	1,924,808
Book Value	1,939,140	1,939,985
Cost Value	1,953,998	1,955,448

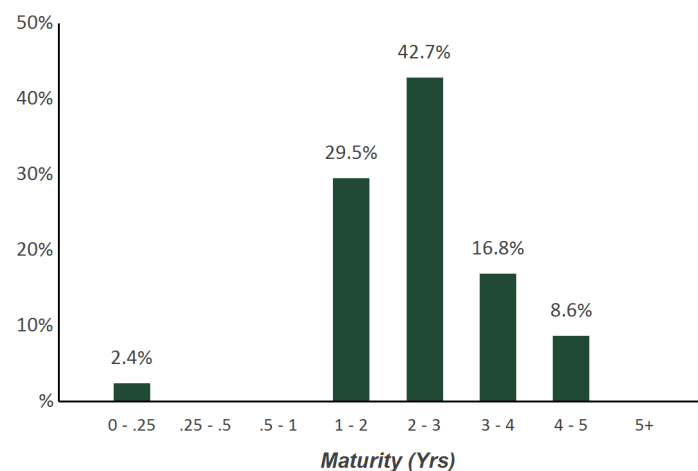
TOP ISSUERS

Government of United States	97.6%
AIM STIT-Treasury Portfolio	2.4%
Total	100.0%


SECTOR ALLOCATION



MATURITY DISTRIBUTION



CREDIT QUALITY (S&P)



PERFORMANCE REVIEW

TOTAL RATE OF RETURN	1M	3M	YTD	1YR	Annualized				6/30/2009
					2YRS	3YRS	5YRS	10YRS	
Brea 2009 Water Revenue Bond Reserve Fund	0.13%	0.30%	-0.11%	-0.43%	-0.34%	0.39%	0.95%	N/A	2.07%
ICE BAML 3-Month US Treasury Bill Index	0.17%	0.51%	1.48%	1.68%	1.20%	0.90%	0.55%	N/A	0.35%



BOOK VALUE RECONCILIATION		
BEGINNING BOOK VALUE		\$1,939,140.27
<u>Acquisition</u>		
+ Security Purchases	\$0.00	
+ Money Market Fund Purchases	\$1,449.98	
+ Money Market Contributions	\$0.00	
+ Security Contributions	\$0.00	
+ Security Transfers	\$0.00	
Total Acquisitions		\$1,449.98
<u>Dispositions</u>		
- Security Sales	\$0.00	
- Money Market Fund Sales	\$0.00	
- MMF Withdrawals	\$0.00	
- Security Withdrawals	\$0.00	
- Security Transfers	\$0.00	
- Other Dispositions	\$0.00	
- Maturities	\$0.00	
- Calls	\$0.00	
- Principal Paydowns	\$0.00	
Total Dispositions		\$0.00
<u>Amortization/Accretion</u>		
+/- Net Accretion	(\$605.29)	
		(\$605.29)
<u>Gain/Loss on Dispositions</u>		
+/- Realized Gain/Loss	\$0.00	
		\$0.00
ENDING BOOK VALUE		\$1,939,984.96

CASH TRANSACTION SUMMARY		
BEGINNING BALANCE		\$43,357.53
<u>Acquisition</u>		
Contributions	\$0.00	
Security Sale Proceeds	\$0.00	
Accrued Interest Received	\$0.00	
Interest Received	\$1,400.00	
Dividend Received	\$49.98	
Principal on Maturities	\$0.00	
Interest on Maturities	\$0.00	
Calls/Redemption (Principal)	\$0.00	
Interest from Calls/Redemption	\$0.00	
Principal Paydown	\$0.00	
Total Acquisitions	\$1,449.98	
<u>Dispositions</u>		
Withdrawals	\$0.00	
Security Purchase	\$0.00	
Accrued Interest Paid	\$0.00	
Total Dispositions	\$0.00	
ENDING BOOK VALUE		\$44,807.51



CUSIP	Security Description	Par Value/Units	Purchase Date Book Yield	Cost Value Book Value	Mkt Price Mkt YTM	Market Value Accrued Int.	% of Port. Gain/Loss	Moody/S&P Fitch	Maturity Duration
MONEY MARKET FUND FI									
825252109	Invesco Treasury MMFD Private Class	44,807.51	Various 0.60%	44,807.51 44,807.51	1.00 0.60%	44,807.51 0.00	2.37% 0.00	Aaa / AAA AAA	0.00 0.00
Total Money Market Fund FI		44,807.51	0.60%	44,807.51 44,807.51	0.60%	44,807.51 0.00	2.37% 0.00	Aaa / AAA AAA	0.00 0.00
US TREASURY									
912828G61	US Treasury Note 1.5% Due 11/30/2019	165,000.00	08/24/2016 0.92%	168,081.41 166,018.52	98.68 2.75%	162,821.51 1,041.39	8.67% (3,197.01)	Aaa / AA+ AAA	1.08 1.06
912828UQ1	US Treasury Note 1.25% Due 2/29/2020	135,000.00	Various 1.60%	132,834.83 134,395.19	97.98 2.81%	132,273.68 289.02	7.02% (2,121.51)	Aaa / AA+ AAA	1.33 1.30
912828UV0	US Treasury Note 1.125% Due 3/31/2020	100,000.00	05/07/2015 1.57%	97,930.02 99,402.96	97.66 2.82%	97,664.10 98.90	5.18% (1,738.86)	Aaa / AA+ AAA	1.42 1.39
912828XM7	US Treasury Note 1.625% Due 7/31/2020	165,000.00	08/24/2016 1.03%	168,796.84 166,686.90	97.88 2.87%	161,506.62 677.60	8.59% (5,180.28)	Aaa / AA+ AAA	1.75 1.70
912828WC0	US Treasury Note 1.75% Due 10/31/2020	160,000.00	Various 1.46%	161,991.55 160,904.40	97.81 2.88%	156,500.00 7.74	8.29% (4,404.40)	Aaa / AA+ AAA	2.00 1.95
912828A83	US Treasury Note 2.375% Due 12/31/2020	165,000.00	08/24/2016 1.08%	174,062.66 169,511.37	98.91 2.89%	163,208.27 1,320.45	8.71% (6,303.10)	Aaa / AA+ AAA	2.17 2.08
912828B90	US Treasury Note 2% Due 2/28/2021	165,000.00	08/24/2016 1.10%	171,516.76 168,361.19	97.97 2.91%	161,648.52 565.19	8.59% (6,712.67)	Aaa / AA+ AAA	2.33 2.25
912828WN6	US Treasury Note 2% Due 5/31/2021	160,000.00	Various 1.04%	167,290.77 163,865.70	97.73 2.92%	156,368.80 1,346.45	8.35% (7,496.90)	Aaa / AA+ AAA	2.58 2.47
912828F21	US Treasury Note 2.125% Due 9/30/2021	170,000.00	10/27/2016 1.38%	175,983.77 173,541.01	97.74 2.94%	166,155.11 317.58	8.81% (7,385.90)	Aaa / AA+ AAA	2.92 2.79
912828J43	US Treasury Note 1.75% Due 2/28/2022	165,000.00	04/24/2017 1.84%	164,349.58 164,553.27	96.22 2.95%	158,761.02 494.54	8.43% (5,792.25)	Aaa / AA+ AAA	3.33 3.19
912828L24	US Treasury Note 1.875% Due 8/31/2022	165,000.00	09/18/2017 1.84%	165,284.15 165,219.99	96.04 2.98%	158,464.52 529.87	8.42% (6,755.47)	Aaa / AA+ AAA	3.84 3.65



CUSIP	Security Description	Par Value/Units	Purchase Date Book Yield	Cost Value Book Value	Mkt Price Mkt YTM	Market Value Accrued Int.	% of Port. Gain/Loss	Moody/S&P Fitch	Maturity Duration
US TREASURY									
9128284D9	US Treasury Note 2.5% Due 3/31/2023	165,000.00	06/13/2018 2.84%	162,518.55 162,716.95	98.03 2.98%	161,745.05 362.64	8.58% (971.90)	Aaa / AA+ AAA	4.42 4.13
Total US Treasury		1,880,000.00	1.46%	1,910,640.89 1,895,177.45	2.89%	1,837,117.20 7,051.37	97.63% (58,060.25)	Aaa / AA+ AAA	2.48 2.38
TOTAL PORTFOLIO		1,924,807.51	1.44%	1,955,448.40 1,939,984.96	2.84%	1,881,924.71 7,051.37	100.00% (58,060.25)	Aaa / AA+ AAA	2.42 2.32
TOTAL MARKET VALUE PLUS ACCRUED						1,888,976.08			

Portfolio Summary

As of October 31, 2018



PORTFOLIO CHARACTERISTICS

Average Modified Duration	2.51
Average Coupon	1.85%
Average Purchase YTM	1.55%
Average Market YTM	2.85%
Average S&P/Moody Rating	AA+/Aaa
Average Final Maturity	2.63 yrs
Average Life	2.63 yrs

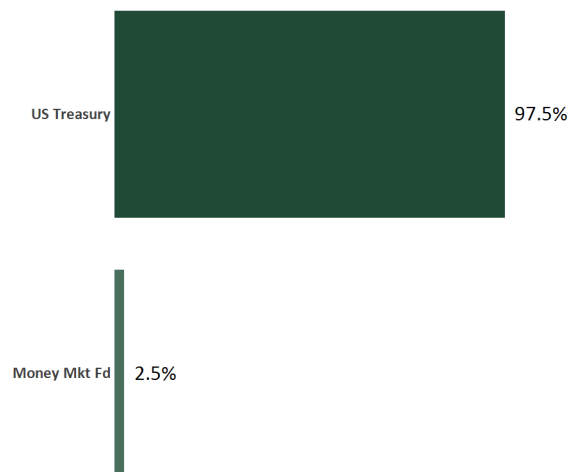
ACCOUNT SUMMARY

	Beg. Values as of 9/30/18	End Values as of 10/31/18
Market Value	1,326,257	1,326,609
Accrued Interest	3,630	4,975
Total Market Value	1,329,887	1,331,584
Income Earned	1,762	1,828
Cont/WD		0
Par	1,358,303	1,359,110
Book Value	1,366,912	1,367,395
Cost Value	1,375,111	1,375,918

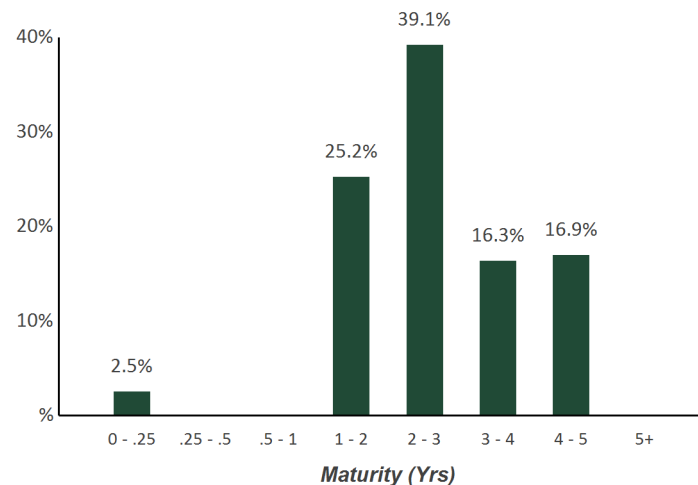
TOP ISSUERS

Government of United States	97.5%
AIM STIT-Treasury Portfolio	2.5%
Total	100.0%


SECTOR ALLOCATION



MATURITY DISTRIBUTION



CREDIT QUALITY (S&P)



PERFORMANCE REVIEW

TOTAL RATE OF RETURN	1M	3M	YTD	1YR	Annualized				
					2YRS	3YRS	5YRS	10YRS	5/31/2010
Brea Water Revenue Bonds, Series B, Reserve Account	0.13%	0.28%	-0.24%	-0.57%	-0.40%	0.35%	0.91%	N/A	1.67%
ICE BAML 3-Month US Treasury Bill Index	0.17%	0.51%	1.48%	1.68%	1.20%	0.90%	0.55%	N/A	0.37%

Reconciliation Summary

As of October 31, 2018



BOOK VALUE RECONCILIATION		
BEGINNING BOOK VALUE		\$1,366,911.81
<u>Acquisition</u>		
+ Security Purchases	\$0.00	
+ Money Market Fund Purchases	\$807.33	
+ Money Market Contributions	\$0.00	
+ Security Contributions	\$0.00	
+ Security Transfers	\$0.00	
Total Acquisitions		\$807.33
<u>Dispositions</u>		
- Security Sales	\$0.00	
- Money Market Fund Sales	\$0.00	
- MMF Withdrawals	\$0.00	
- Security Withdrawals	\$0.00	
- Security Transfers	\$0.00	
- Other Dispositions	\$0.00	
- Maturities	\$0.00	
- Calls	\$0.00	
- Principal Paydowns	\$0.00	
Total Dispositions		\$0.00
<u>Amortization/Accretion</u>		
+/- Net Accretion	(\$323.93)	
		(\$323.93)
<u>Gain/Loss on Dispositions</u>		
+/- Realized Gain/Loss	\$0.00	
		\$0.00
ENDING BOOK VALUE		\$1,367,395.21

CASH TRANSACTION SUMMARY		
BEGINNING BALANCE		\$32,302.67
<u>Acquisition</u>		
Contributions	\$0.00	
Security Sale Proceeds	\$0.00	
Accrued Interest Received	\$0.00	
Interest Received	\$770.00	
Dividend Received	\$37.33	
Principal on Maturities	\$0.00	
Interest on Maturities	\$0.00	
Calls/Redemption (Principal)	\$0.00	
Interest from Calls/Redemption	\$0.00	
Principal Paydown	\$0.00	
Total Acquisitions	\$807.33	
<u>Dispositions</u>		
Withdrawals	\$0.00	
Security Purchase	\$0.00	
Accrued Interest Paid	\$0.00	
Total Dispositions	\$0.00	
ENDING BOOK VALUE		\$33,110.00

Holdings Report

As of October 31, 2018



CUSIP	Security Description	Par Value/Units	Purchase Date Book Yield	Cost Value Book Value	Mkt Price Mkt YTM	Market Value Accrued Int.	% of Port. Gain/Loss	Moody/S&P Fitch	Maturity Duration
MONEY MARKET FUND FI									
825252109	Invesco Treasury MMFD Private Class	33,110.00	Various 0.60%	33,110.00 33,110.00	1.00 0.60%	33,110.00 0.00	2.49% 0.00	Aaa / AAA AAA	0.00 0.00
Total Money Market Fund FI		33,110.00	0.60%	33,110.00 33,110.00	0.60%	33,110.00 0.00	2.49% 0.00	Aaa / AAA AAA	0.00 0.00
US TREASURY									
912828UQ1	US Treasury Note 1.25% Due 2/29/2020	112,000.00	Various 1.40%	111,138.03 111,780.12	97.98 2.81%	109,738.17 239.78	8.26% (2,041.95)	Aaa / AA+ AAA	1.33 1.30
912828UV0	US Treasury Note 1.125% Due 3/31/2020	115,000.00	Various 1.47%	113,111.52 114,465.55	97.66 2.82%	112,313.73 113.75	8.44% (2,151.82)	Aaa / AA+ AAA	1.42 1.39
912828XM7	US Treasury Note 1.625% Due 7/31/2020	115,000.00	08/24/2016 1.03%	117,646.28 116,175.71	97.88 2.87%	112,565.22 472.27	8.49% (3,610.49)	Aaa / AA+ AAA	1.75 1.70
912828WC0	US Treasury Note 1.75% Due 10/31/2020	88,000.00	11/04/2015 1.63%	88,488.42 88,195.69	97.81 2.88%	86,075.00 4.25	6.46% (2,120.69)	Aaa / AA+ AAA	2.00 1.95
912828A83	US Treasury Note 2.375% Due 12/31/2020	115,000.00	08/24/2016 1.08%	121,316.40 118,144.29	98.91 2.89%	113,751.22 920.31	8.61% (4,393.07)	Aaa / AA+ AAA	2.17 2.08
912828B90	US Treasury Note 2% Due 2/28/2021	115,000.00	08/24/2016 1.10%	119,541.99 117,342.65	97.97 2.91%	112,664.12 393.92	8.49% (4,678.53)	Aaa / AA+ AAA	2.33 2.25
912828WN6	US Treasury Note 2% Due 5/31/2021	101,000.00	Various 1.03%	105,664.79 103,468.46	97.73 2.92%	98,707.81 849.94	7.48% (4,760.65)	Aaa / AA+ AAA	2.58 2.47
912828F21	US Treasury Note 2.125% Due 9/30/2021	110,000.00	10/27/2016 1.38%	113,871.85 112,291.24	97.74 2.94%	107,512.13 205.49	8.09% (4,779.11)	Aaa / AA+ AAA	2.92 2.79
912828J43	US Treasury Note 1.75% Due 2/28/2022	110,000.00	04/24/2017 1.84%	109,566.38 109,702.18	96.22 2.95%	105,840.68 329.70	7.97% (3,861.50)	Aaa / AA+ AAA	3.33 3.19
912828L24	US Treasury Note 1.875% Due 8/31/2022	115,000.00	09/18/2017 1.84%	115,198.04 115,153.32	96.04 2.98%	110,444.97 369.30	8.32% (4,708.35)	Aaa / AA+ AAA	3.84 3.65
912828N30	US Treasury Note 2.125% Due 12/31/2022	115,000.00	01/09/2018 2.31%	113,993.75 114,157.21	96.66 2.98%	111,154.63 823.44	8.41% (3,002.58)	Aaa / AA+ AAA	4.17 3.92

Holdings Report
As of October 31, 2018



CUSIP	Security Description	Par Value/Units	Purchase Date Book Yield	Cost Value Book Value	Mkt Price Mkt YTM	Market Value Accrued Int.	% of Port. Gain/Loss	Moody/S&P Fitch	Maturity Duration
US TREASURY									
9128284D9	US Treasury Note 2.5% Due 3/31/2023	115,000.00	06/13/2018 2.84%	113,270.51 113,408.79	98.03 2.98%	112,731.40 252.75	8.48% (677.39)	Aaa / AA+ AAA	4.42 4.13
Total US Treasury		1,326,000.00	1.58%	1,342,807.96 1,334,285.21	2.91%	1,293,499.08 4,974.90	97.51% (40,786.13)	Aaa / AA+ AAA	2.70 2.58
TOTAL PORTFOLIO		1,359,110.00	1.55%	1,375,917.96 1,367,395.21	2.85%	1,326,609.08 4,974.90	100.00% (40,786.13)	Aaa / AA+ AAA	2.63 2.51
TOTAL MARKET VALUE PLUS ACCRUED						1,331,583.98			



PORTFOLIO CHARACTERISTICS

Average Modified Duration	2.55
Average Coupon	1.87%
Average Purchase YTM	1.56%
Average Market YTM	2.87%
Average S&P/Moody Rating	AA+/Aaa
Average Final Maturity	2.66 yrs
Average Life	2.66 yrs

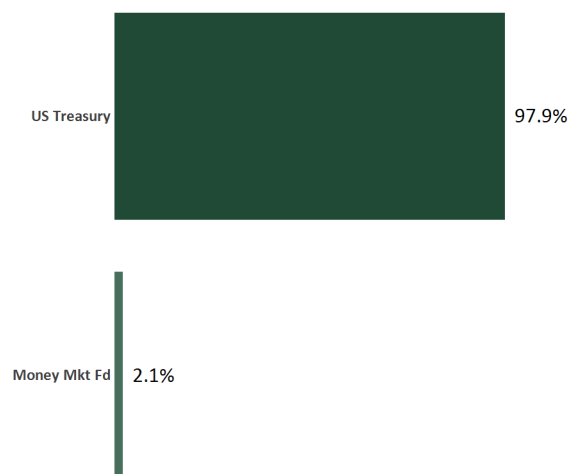
ACCOUNT SUMMARY

	Beg. Values as of 9/30/18	End Values as of 10/31/18
Market Value	257,844	257,949
Accrued Interest	731	955
Total Market Value	258,575	258,904
Income Earned	343	356
Cont/WD		0
Par	264,125	264,323
Book Value	265,934	266,066
Cost Value	267,578	267,777

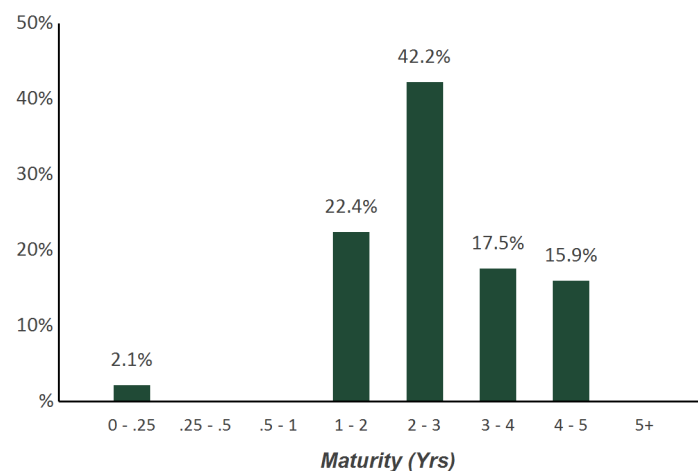
TOP ISSUERS

Government of United States	97.9%
AIM STIT-Treasury Portfolio	2.1%
Total	100.0%


SECTOR ALLOCATION



MATURITY DISTRIBUTION



CREDIT QUALITY (S&P)



PERFORMANCE REVIEW

TOTAL RATE OF RETURN	1M	3M	YTD	1YR	Annualized				
					2YRS	3YRS	5YRS	10YRS	5/31/2010
Brea Lease Revenue Bonds, Reserve Account	0.13%	0.28%	-0.26%	-0.59%	-0.42%	0.34%	0.92%	N/A	1.69%
ICE BAML 3-Month US Treasury Bill Index	0.17%	0.51%	1.48%	1.68%	1.20%	0.90%	0.55%	N/A	0.37%



BOOK VALUE RECONCILIATION		
BEGINNING BOOK VALUE		\$265,933.72
<u>Acquisition</u>		
+ Security Purchases	\$0.00	
+ Money Market Fund Purchases	\$198.24	
+ Money Market Contributions	\$0.00	
+ Security Contributions	\$0.00	
+ Security Transfers	\$0.00	
Total Acquisitions		\$198.24
<u>Dispositions</u>		
- Security Sales	\$0.00	
- Money Market Fund Sales	\$0.00	
- MMF Withdrawals	\$0.00	
- Security Withdrawals	\$0.00	
- Security Transfers	\$0.00	
- Other Dispositions	\$0.00	
- Maturities	\$0.00	
- Calls	\$0.00	
- Principal Paydowns	\$0.00	
Total Dispositions		\$0.00
<u>Amortization/Accretion</u>		
+/- Net Accretion	(\$66.18)	
		(\$66.18)
<u>Gain/Loss on Dispositions</u>		
+/- Realized Gain/Loss	\$0.00	
		\$0.00
ENDING BOOK VALUE		\$266,065.78

CASH TRANSACTION SUMMARY		
BEGINNING BALANCE		\$5,124.98
<u>Acquisition</u>		
Contributions	\$0.00	
Security Sale Proceeds	\$0.00	
Accrued Interest Received	\$0.00	
Interest Received	\$192.50	
Dividend Received	\$5.74	
Principal on Maturities	\$0.00	
Interest on Maturities	\$0.00	
Calls/Redemption (Principal)	\$0.00	
Interest from Calls/Redemption	\$0.00	
Principal Paydown	\$0.00	
Total Acquisitions	\$198.24	
<u>Dispositions</u>		
Withdrawals	\$0.00	
Security Purchase	\$0.00	
Accrued Interest Paid	\$0.00	
Total Dispositions	\$0.00	
ENDING BOOK VALUE		\$5,323.22



CUSIP	Security Description	Par Value/Units	Purchase Date Book Yield	Cost Value Book Value	Mkt Price Mkt YTM	Market Value Accrued Int.	% of Port. Gain/Loss	Moody/S&P Fitch	Maturity Duration
MONEY MARKET FUND FI									
825252109	Invesco Treasury MMFD Private Class	5,323.22	Various 0.60%	5,323.22 5,323.22	1.00 0.60%	5,323.22 0.00	2.06% 0.00	Aaa / AAA AAA	0.00 0.00
Total Money Market Fund FI		5,323.22	0.60%	5,323.22 5,323.22	0.60%	5,323.22 0.00	2.06% 0.00	Aaa / AAA AAA	0.00 0.00
US TREASURY									
912828UQ1	US Treasury Note 1.25% Due 2/29/2020	20,000.00	Various 1.59%	19,688.54 19,913.24	97.98 2.81%	19,596.11 42.81	7.59% (317.13)	Aaa / AA+ AAA	1.33 1.30
912828UV0	US Treasury Note 1.125% Due 3/31/2020	17,000.00	05/07/2015 1.57%	16,648.10 16,898.50	97.66 2.82%	16,602.90 16.81	6.42% (295.60)	Aaa / AA+ AAA	1.42 1.39
912828XM7	US Treasury Note 1.625% Due 7/31/2020	22,000.00	08/24/2016 1.03%	22,506.25 22,224.92	97.88 2.87%	21,534.22 90.35	8.35% (690.70)	Aaa / AA+ AAA	1.75 1.70
912828WC0	US Treasury Note 1.75% Due 10/31/2020	22,000.00	Various 1.45%	22,276.59 22,125.72	97.81 2.88%	21,518.76 1.07	8.31% (606.96)	Aaa / AA+ AAA	2.00 1.95
912828A83	US Treasury Note 2.375% Due 12/31/2020	22,000.00	08/24/2016 1.08%	23,208.35 22,601.51	98.91 2.89%	21,761.10 176.06	8.47% (840.41)	Aaa / AA+ AAA	2.17 2.08
912828B90	US Treasury Note 2% Due 2/28/2021	22,000.00	08/24/2016 1.10%	22,868.90 22,448.16	97.97 2.91%	21,553.14 75.36	8.35% (895.02)	Aaa / AA+ AAA	2.33 2.25
912828WN6	US Treasury Note 2% Due 5/31/2021	20,000.00	07/11/2016 1.01%	20,937.57 20,495.06	97.73 2.92%	19,546.10 168.31	7.61% (948.96)	Aaa / AA+ AAA	2.58 2.47
912828F21	US Treasury Note 2.125% Due 9/30/2021	25,000.00	10/27/2016 1.38%	25,879.97 25,520.74	97.74 2.94%	24,434.58 46.70	9.46% (1,086.16)	Aaa / AA+ AAA	2.92 2.79
912828J43	US Treasury Note 1.75% Due 2/28/2022	24,000.00	04/24/2017 1.84%	23,905.39 23,935.02	96.22 2.95%	23,092.51 71.93	8.95% (842.51)	Aaa / AA+ AAA	3.33 3.19
912828L24	US Treasury Note 1.875% Due 8/31/2022	23,000.00	09/18/2017 1.84%	23,039.61 23,030.67	96.04 2.98%	22,088.99 73.86	8.56% (941.68)	Aaa / AA+ AAA	3.84 3.65
912828N30	US Treasury Note 2.125% Due 12/31/2022	20,000.00	01/09/2018 2.31%	19,825.00 19,853.43	96.66 2.98%	19,331.24 143.21	7.52% (522.19)	Aaa / AA+ AAA	4.17 3.92

Holdings Report

As of October 31, 2018



CUSIP	Security Description	Par Value/Units	Purchase Date Book Yield	Cost Value Book Value	Mkt Price Mkt YTM	Market Value Accrued Int.	% of Port. Gain/Loss	Moody/S&P Fitch	Maturity Duration
US TREASURY									
9128284D9	US Treasury Note 2.5% Due 3/31/2023	22,000.00	06/13/2018 2.84%	21,669.14 21,695.59	98.03 2.98%	21,566.01 48.35	8.35% (129.58)	Aaa / AA+ AAA	4.42 4.13
Total US Treasury		259,000.00	1.58%	262,453.41 260,742.56	2.91%	252,625.66 954.82	97.94% (8,116.90)	Aaa / AA+ AAA	2.72 2.60
TOTAL PORTFOLIO				267,776.63 266,065.78	2.87%	257,948.88 954.82	100.00% (8,116.90)	Aaa / AA+ AAA	2.66 2.55
TOTAL MARKET VALUE PLUS ACCRUED						258,903.70			

Portfolio Summary

As of October 31, 2018



PORTFOLIO CHARACTERISTICS

Average Modified Duration	2.78
Average Coupon	1.92%
Average Purchase YTM	2.64%
Average Market YTM	2.85%
Average S&P/Moody Rating	AA+/Aaa
Average Final Maturity	2.92 yrs
Average Life	2.92 yrs

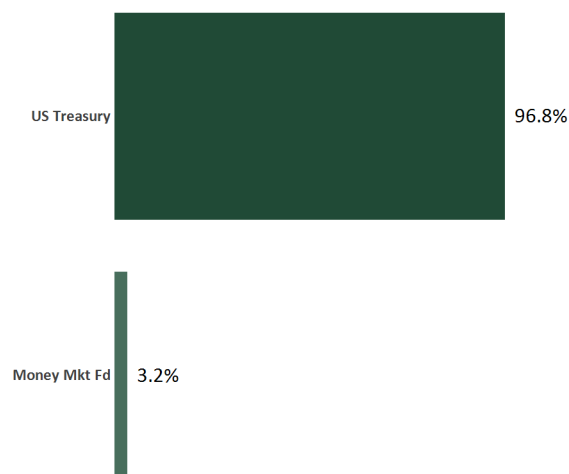
ACCOUNT SUMMARY

	Beg. Values as of 9/30/18	End Values as of 10/31/18
Market Value	664,383	664,076
Accrued Interest	1,019	2,119
Total Market Value	665,402	666,195
Income Earned	1,475	1,527
Cont/WD		0
Par	680,986	681,014
Book Value	667,519	667,946
Cost Value	666,149	666,177

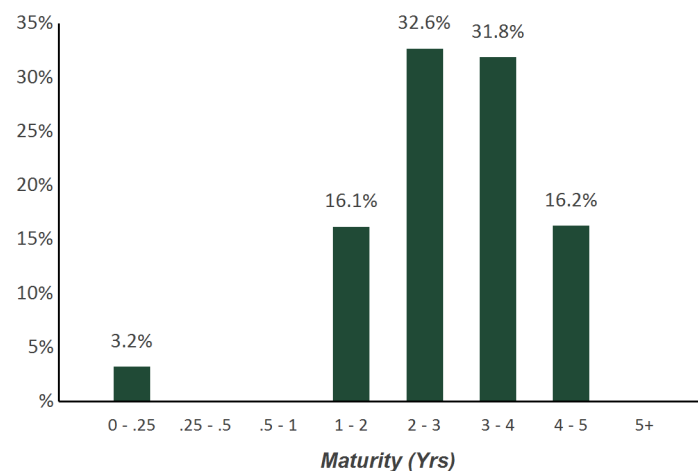
TOP ISSUERS

Government of United States	96.8%
AIM STIT-Treasury Portfolio	3.2%
Total	100.0%


SECTOR ALLOCATION



MATURITY DISTRIBUTION



CREDIT QUALITY (S&P)



PERFORMANCE REVIEW

TOTAL RATE OF RETURN	1M	3M	YTD	1YR	Annualized				6/30/2018
					2YRS	3YRS	5YRS	10YRS	
Brea CFD 2008 2 17 Reserve Fund	0.12%	0.26%	N/A	N/A	N/A	N/A	N/A	N/A	N/A
ICE BAML 3-5 Yr US Treasury/Agency Index	0.09%	0.16%	N/A	N/A	N/A	N/A	N/A	N/A	N/A



BOOK VALUE RECONCILIATION		
BEGINNING BOOK VALUE		\$667,519.29
<u>Acquisition</u>		
+ Security Purchases	\$0.00	
+ Money Market Fund Purchases	\$27.78	
+ Money Market Contributions	\$0.00	
+ Security Contributions	\$0.00	
+ Security Transfers	\$0.00	
Total Acquisitions		\$27.78
<u>Dispositions</u>		
- Security Sales	\$0.00	
- Money Market Fund Sales	\$0.00	
- MMF Withdrawals	\$0.00	
- Security Withdrawals	\$0.00	
- Security Transfers	\$0.00	
- Other Dispositions	\$0.00	
- Maturities	\$0.00	
- Calls	\$0.00	
- Principal Paydowns	\$0.00	
Total Dispositions		\$0.00
<u>Amortization/Accretion</u>		
+/- Net Accretion	\$398.56	
		\$398.56
<u>Gain/Loss on Dispositions</u>		
+/- Realized Gain/Loss	\$0.00	
		\$0.00
ENDING BOOK VALUE		\$667,945.63

CASH TRANSACTION SUMMARY		
BEGINNING BALANCE		\$20,985.93
<u>Acquisition</u>		
Contributions	\$0.00	
Security Sale Proceeds	\$0.00	
Accrued Interest Received	\$0.00	
Interest Received	\$0.00	
Dividend Received	\$27.78	
Principal on Maturities	\$0.00	
Interest on Maturities	\$0.00	
Calls/Redemption (Principal)	\$0.00	
Interest from Calls/Redemption	\$0.00	
Principal Paydown	\$0.00	
Total Acquisitions	\$27.78	
<u>Dispositions</u>		
Withdrawals	\$0.00	
Security Purchase	\$0.00	
Accrued Interest Paid	\$0.00	
Total Dispositions	\$0.00	
ENDING BOOK VALUE		\$21,013.71

Holdings Report

As of October 31, 2018



CUSIP	Security Description	Par Value/Units	Purchase Date Book Yield	Cost Value Book Value	Mkt Price Mkt YTM	Market Value Accrued Int.	% of Port. Gain/Loss	Moody/S&P Fitch	Maturity Duration
MONEY MARKET FUND FI									
825252109	Invesco Treasury MMFD Private Class	21,013.71	Various 0.60%	21,013.71 21,013.71	1.00 0.60%	21,013.71 0.00	3.15% 0.00	Aaa / AAA AAA	0.00 0.00
Total Money Market Fund FI		21,013.71	0.60%	21,013.71 21,013.71	0.60%	21,013.71 0.00	3.15% 0.00	Aaa / AAA AAA	0.00 0.00
US TREASURY									
912828UV0	US Treasury Note 1.125% Due 3/31/2020	110,000.00	06/13/2018 2.57%	107,232.81 107,823.37	97.66 2.82%	107,430.51 108.79	16.14% (392.86)	Aaa / AA+ AAA	1.42 1.39
912828A83	US Treasury Note 2.375% Due 12/31/2020	110,000.00	06/28/2018 2.58%	109,467.19 109,539.90	98.91 2.89%	108,805.51 880.30	16.46% (734.39)	Aaa / AA+ AAA	2.17 2.08
912828F21	US Treasury Note 2.125% Due 9/30/2021	110,000.00	06/28/2018 2.64%	108,242.58 108,427.34	97.74 2.94%	107,512.13 205.49	16.17% (915.21)	Aaa / AA+ AAA	2.92 2.79
912828J43	US Treasury Note 1.75% Due 2/28/2022	110,000.00	06/13/2018 2.79%	105,986.72 106,401.38	96.22 2.95%	105,840.68 329.70	15.94% (560.70)	Aaa / AA+ AAA	3.33 3.19
912828L24	US Treasury Note 1.875% Due 8/31/2022	110,000.00	06/13/2018 2.82%	105,887.89 106,261.96	96.04 2.98%	105,643.01 353.25	15.91% (618.95)	Aaa / AA+ AAA	3.84 3.65
9128284D9	US Treasury Note 2.5% Due 3/31/2023	110,000.00	06/13/2018 2.84%	108,345.70 108,477.97	98.03 2.98%	107,830.03 241.76	16.22% (647.94)	Aaa / AA+ AAA	4.42 4.13
Total US Treasury		660,000.00	2.70%	645,162.89 646,931.92	2.93%	643,061.87 2,119.29	96.85% (3,870.05)	Aaa / AA+ AAA	3.01 2.87
TOTAL PORTFOLIO		681,013.71	2.64%	666,176.60 667,945.63	2.85%	664,075.58 2,119.29	100.00% (3,870.05)	Aaa / AA+ AAA	2.92 2.78
TOTAL MARKET VALUE PLUS ACCRUED						666,194.87			

City of Brea

COUNCIL COMMUNICATION

TO: Honorable Mayor and City Council Members

FROM: Bill Gallardo, City Manager

DATE: 01/15/2019

SUBJECT: Monthly Report of Investments for the City of Brea for Period Ending November 30, 2018

RECOMMENDATION

Receive and file.

BACKGROUND/DISCUSSION

The Monthly Report of Investments is in accordance with Government Code Section 53607 and contains information on the investment activities for the month of November. Cash for day-to-day activities is deposited in the demand and interest-bearing checking accounts. The Local Agency Investment Fund (LAIF) is used for short term investment and functions like a savings account. The City's managed investment portfolio is for longer-term investments which are managed through Chandler Asset Management. Together, the short and long-term investment accounts represent the City's investment portfolio. Attachment A includes a Portfolio Summary, Holdings Report, Book Value Report and Compliance with Investment Policy Statement prepared by Chandler Asset Management for the invested funds. The book value is the cost, plus or minus amortization/accretion.

As of November 30, 2018, the total market value of the managed investment portfolio, including accrued interest, was \$57,593,603.81 as compared to \$57,366,989.34 at October 31, 2018. The weighted average investment yield for November 2018 was 2.12%, which was slightly higher than the prior month. The City's Local Agency Investment Fund (LAIF) had a total market value, including accrued interest of \$23,324,424.88 at November 30, 2018. This brings the total value of the City's investment portfolio as of November 30, 2018 to \$80,918,028.69 as compared to \$79,848,638.27 at October 31, 2018.

Restricted cash and investments are held in the post-employment benefits trust account administered by PARS (PARS account) and managed by HighMark Capital and the City's various bond reserve accounts which are managed by Chandler Asset Management.

Attachment A includes a monthly statement from US Bank for the PARS account as well as a portfolio report from Chandler Asset Management for each bond reserve account that is invested.

As of November 30, 2018, the market value of the PARS account, including short-term cash and accrued interest was \$7,278,136.55 as compared to \$7,192,718.46 from the prior month. All other restricted cash investments (bond reserve accounts), including short-term cash and accrued interest was \$5,032,936.19 in comparison to \$5,010,955.70 from the prior month.

All City investments are GASB rated No. 1, where the custodian (The Bank of New York Mellon

Trust Company, N.A.) acts as an agent of the City, and is not a counter party to the investment transaction, and all securities are held in the name of the City of Brea. The custodial account at Bank of New York and account records with Chandler Asset Management have been reconciled to par value for the month. The City of Brea has sufficient cash flow to meet its expected expenditures for the next six months.

FISCAL IMPACT/SUMMARY

During the month of November the total value of the City's investment portfolio increased by \$1,069,390.42. This is primarily due to the receipt of sales tax and property taxes during the month. The City's PARS account increased by \$85,418.09 and the City's bond reserve accounts increased by \$21,980.49 primarily due to market rate adjustments.

RESPECTFULLY SUBMITTED:

William Gallardo, City Manager
Prepared by: Alicia Brenner, Senior Management Analyst
Concurrence: Cindy Russell, Administrative Services Director

Attachments

Attachment A

City of Brea
Cash and Investment Information
November 30, 2018

		Cost Value	Market Value*
Demand and Interest-Bearing Checking Accounts	Citizen's Bank	\$ 4,821,417.05	\$ 4,821,417.05
Local Agency Investment Fund	LAIF	\$ 23,244,911.96	\$ 23,324,424.88
Managed Investment Portfolio - CHANDLER	Chandler	\$ 58,393,772.98	\$ 57,593,603.81
PARS Post-Employment Benefits Trust**	US Bank	\$ 6,812,130.26	\$ 7,278,136.55
<u>Fiscal Agent Cash & Investments**</u>			
2005 Olinda Ranch Public Improvements Bonds (CFD 1997-1)	Chandler/BNY	\$ 460,087.74	\$ 452,489.28
2009 Water Revenue Bonds	Chandler/BNY	\$ 2,102,441.68	\$ 2,041,235.48
2010 Water Revenue Bonds	Chandler/BNY	\$ 1,480,407.22	\$ 1,441,242.96
2010 Lease Revenue Bonds	Chandler/BNY	\$ 268,035.17	\$ 260,176.55
2014 Downtown Brea Public Improvements CFD Bonds	Chandler/BNY	\$ 165,137.47	\$ 165,137.47
2014 Water Revenue Bonds	Chandler/BNY	\$ 217.98	\$ 217.98
2017 Brea Plaza Public Improvements CFD Bonds (CFD 2008-2)	Chandler/BNY	\$ 669,003.33	\$ 672,436.47
Sub-total - Fiscal Agent Cash & Investments		\$ 5,145,330.59	\$ 5,032,936.19
Report Grand Total		\$ 98,417,562.84	\$ 98,050,518.48

* Includes accrued interest on invested funds

** Reserve Fund

City of Brea
Cash and Investment Information
November 30, 2018

Fiscal Agent Cash & Investments Detail		Cost Value	Market Value
10103	2005 Olinda Ranch Public Improvements Bonds (CFD 1997-1) - CHANDLER	\$ 459,583.28	\$ 451,984.82
	Short-Term Treasury Funds - BNY	\$ 504.46	\$ 504.46
	Sub-total	\$ 460,087.74	\$ 452,489.28
10073	2009 Water Revenue Bonds - CHANDLER	\$ 1,958,350.86	\$ 1,897,144.66
	Short-Term Treasury Funds - BNY	\$ 144,090.82	\$ 144,090.82
		\$ 2,102,441.68	\$ 2,041,235.48
10128	2010 Water Revenue Bonds - CHANDLER	\$ 1,376,976.37	\$ 1,337,812.11
	Short-Term Treasury Funds - BNY	\$ 103,430.85	\$ 103,430.85
	Sub-total	\$ 1,480,407.22	\$ 1,441,242.96
10129	2010 Lease Revenue Bonds - CHANDLER	\$ 267,984.29	\$ 260,125.67
	Short-Term Treasury Funds - BNY	\$ 50.88	\$ 50.88
	Sub-total	\$ 268,035.17	\$ 260,176.55
	2014 Downtown Brea Public Improvements CFD Bonds - CHANDLER	\$ -	\$ -
	Short-Term Treasury Funds - BNY	\$ 165,137.47	\$ 165,137.47
	Sub-total	\$ 165,137.47	\$ 165,137.47
	2014 Water Revenue Bonds - CHANDLER	\$ -	\$ -
	Short-Term Treasury Funds - BNY	\$ 217.98	\$ 217.98
	Sub-total	\$ 217.98	\$ 217.98
10600	2017 Brea Plaza Public Improvements CFD Bonds (CFD 2008-2) - CHANDLER	\$ 666,213.31	\$ 669,646.45
	Short-Term Treasury Funds - BNY	\$ 2,790.02	\$ 2,790.02
	Sub-total	\$ 669,003.33	\$ 672,436.47
Report Grand Total		\$ 5,145,330.59	\$ 5,032,936.19



PORTFOLIO CHARACTERISTICS

Average Modified Duration	0.00
Average Coupon	2.24%
Average Purchase YTM	2.24%
Average Market YTM	2.24%
Average S&P/Moody Rating	NR/NR
Average Final Maturity	0.00 yrs
Average Life	0.00 yrs


ACCOUNT SUMMARY

	Beg. Values as of 10/31/18	End Values as of 11/30/18
Market Value	22,444,912	23,244,912
Accrued Interest	36,737	79,513
Total Market Value	22,481,649	23,324,425
Income Earned	45,476	42,776
Cont/WD		800,000
Par	22,444,912	23,244,912
Book Value	22,444,912	23,244,912
Cost Value	22,444,912	23,244,912

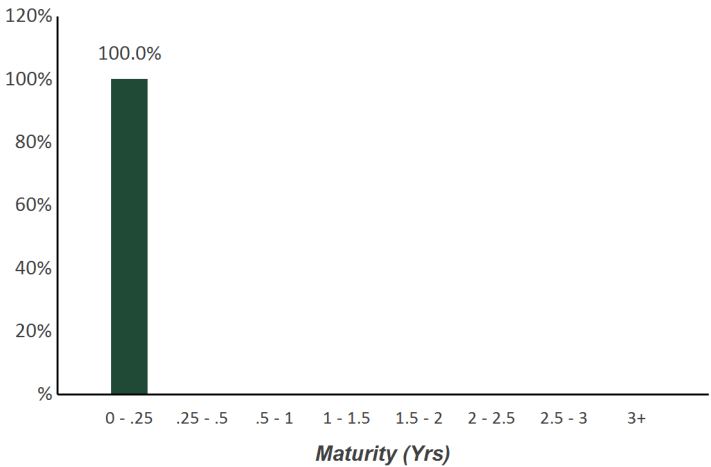
TOP ISSUERS

Local Agency Investment Fund	100.0%
Total	100.0%

SECTOR ALLOCATION



MATURITY DISTRIBUTION



CREDIT QUALITY (S&P)



PERFORMANCE REVIEW

TOTAL RATE OF RETURN	1M	3M	YTD	1YR	Annualized				
					2YRS	3YRS	5YRS	10YRS	2/28/2012
City of Brea Laif	0.18%	0.58%	1.76%	1.86%	1.40%	1.11%	0.77%	N/A	N/A

Holdings Report

As of November 30, 2018



CUSIP	Security Description	Par Value/Units	Purchase Date Book Yield	Cost Value Book Value	Mkt Price Mkt YTM	Market Value Accrued Int.	% of Port. Gain/Loss	Moody/S&P Fitch	Maturity Duration
LAIF									
90LAIF\$00	Local Agency Investment Fund State Pool	23,244,911.96	Various 2.24%	23,244,911.96 23,244,911.96	1.00 2.24%	23,244,911.96 79,512.92	100.00% 0.00	NR / NR NR	0.00 0.00
Total LAIF		23,244,911.96	2.24%	23,244,911.96 23,244,911.96	2.24%	23,244,911.96 79,512.92	100.00% 0.00	NR / NR NR	0.00 0.00
TOTAL PORTFOLIO				23,244,911.96 23,244,911.96	2.24%	23,244,911.96 79,512.92	100.00% 0.00	NR / NR NR	0.00 0.00
TOTAL MARKET VALUE PLUS ACCRUED						23,324,424.88			



PORTFOLIO CHARACTERISTICS

Average Modified Duration	2.45
Average Coupon	2.01%
Average Purchase YTM	2.12%
Average Market YTM	3.04%
Average S&P/Moody Rating	AA/Aa1
Average Final Maturity	2.72 yrs
Average Life	2.58 yrs

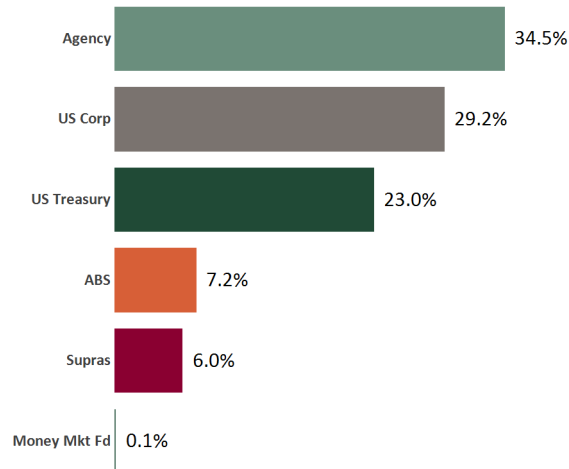
ACCOUNT SUMMARY

	Beg. Values as of 10/31/18	End Values as of 11/30/18
Market Value	57,087,623	57,307,256
Accrued Interest	279,366	286,348
Total Market Value	57,366,989	57,593,604
Income Earned	97,401	99,880
Cont/WD		0
Par	58,550,643	58,662,327
Book Value	58,369,357	58,462,256
Cost Value	58,292,994	58,393,773

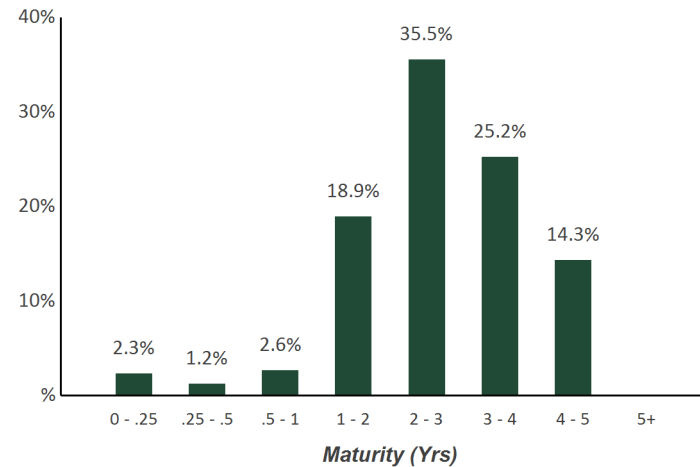
TOP ISSUERS

Government of United States	23.0%
Federal National Mortgage Assoc	17.6%
Federal Home Loan Bank	9.8%
Federal Home Loan Mortgage Corp	7.1%
Inter-American Dev Bank	5.3%
US Bancorp	1.9%
John Deere ABS	1.8%
American Express ABS	1.8%
Total	68.3%

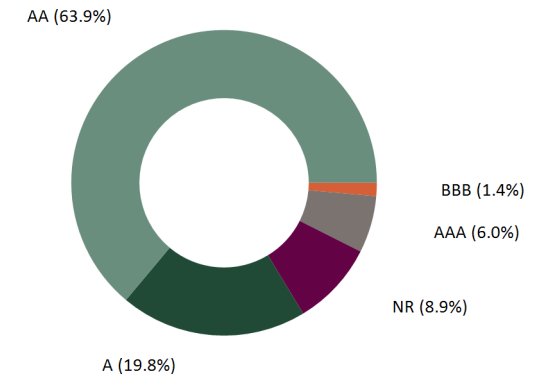
SECTOR ALLOCATION



MATURITY DISTRIBUTION



CREDIT QUALITY (S&P)



PERFORMANCE REVIEW

TOTAL RATE OF RETURN	1M	3M	YTD	1YR	Annualized				
					2YRS	3YRS	5YRS	10YRS	4/30/1996
City of Brea	0.40%	0.26%	0.54%	0.56%	0.84%	0.95%	1.03%	1.85%	3.77%
ICE BAML 1-5 Yr US Treasury/Agency Index*	0.48%	0.33%	0.43%	0.42%	0.56%	0.68%	0.79%	1.40%	3.40%
ICE BAML 1-5 Yr US Issuers Corp/Govt Rtd AAA-A Idx	0.42%	0.27%	0.39%	0.40%	0.64%	0.77%	0.89%	1.75%	N/A

*ICE BAML 1-Yr US Treasury Bill Index to 9/30/01,

Statement of Compliance

As of November 30, 2018

ATTACHMENT A



City of Brea

Assets managed by Chandler Asset Management are in full compliance with state law and with the Client's investment policy

Category	Standard	Comment
Treasury Issues	No limitations	Complies
US Agencies	25% per issuer	Complies
Supranationals	"AA" rated by a NRSRO; 15% maximum; 5% max per issuer	Complies*
Municipal Securities	5% max issuer	Complies
Banker's Acceptances	40% maximum; 5% max issuer; 180 days max maturity	Complies
Commercial Paper	A-1/P-1 by S&P and Moody's; 25% maximum; 5% max per issuer; 270 days max maturity	Complies
Certificates of Deposit(CDs)/ Time Deposits (TDs)	5% max issuer; FDIC Insured and/or Collateralized	Complies
Negotiable CDs	30% maximum; 5% max per issuer	Complies
Medium Term Notes	"A" rated or better by a NRSRO; 30% maximum; 5% max per issuer	Complied at time of purchase*
Pass Through Securities, Asset-Backed Securities (ABS), CMOs	"AA" or higher by a NRSRO; "A" rated issuer by a NRSRO; 20% maximum (combined), 10% maximum (ABS); 5% max per issuer; CMOs must pass FFIEC test	Complies
Money Market Funds	Highest rating by two NRSROs; 20% maximum; 5% max per fund	Complies
LAIF	40%;<60%, with OCIP	Complies
OCIP	40%;<60%, with LAIF	Complies
Repurchase Agreements	5% max issuer; 1 year max maturity	Complies
Range notes	Prohibited	Complies
Interest-only strips	Prohibited	Complies
Zero interest accruals	Prohibited	Complies
Agency Callable notes	5% maximum	Complies
Max Per Issuer	5% per issuer for all non government issuers and agencies	Complies
Maximum Maturity	5 years	Complies

*IADB is in compliance on a consolidated portfolio basis.

* General Electric (36962G73) rated Baa1/BBB+/BBB+ was downgraded November 2018 and October 2018 ; Complied at time of purchase.

Reconciliation Summary

As of November 30, 2018



BOOK VALUE RECONCILIATION		
BEGINNING BOOK VALUE		\$58,369,357.14
<u>Acquisition</u>		
+ Security Purchases	\$2,361,765.59	
+ Money Market Fund Purchases	\$1,984,309.45	
+ Money Market Contributions	\$0.00	
+ Security Contributions	\$0.00	
+ Security Transfers	\$0.00	
Total Acquisitions		\$4,346,075.04
<u>Dispositions</u>		
- Security Sales	\$0.00	
- Money Market Fund Sales	\$2,368,530.67	
- MMF Withdrawals	\$0.00	
- Security Withdrawals	\$0.00	
- Security Transfers	\$0.00	
- Other Dispositions	\$0.00	
- Maturities	\$1,730,000.00	
- Calls	\$0.00	
- Principal Paydowns	\$159,095.43	
Total Dispositions		\$4,257,626.10
<u>Amortization/Accretion</u>		
+/- Net Accretion	\$4,449.53	
		\$4,449.53
<u>Gain/Loss on Dispositions</u>		
+/- Realized Gain/Loss	\$0.00	
		\$0.00
ENDING BOOK VALUE		\$58,462,255.61

CASH TRANSACTION SUMMARY		
BEGINNING BALANCE		\$461,839.65
<u>Acquisition</u>		
Contributions	\$0.00	
Security Sale Proceeds	\$0.00	
Accrued Interest Received	\$0.00	
Interest Received	\$76,606.98	
Dividend Received	\$2,190.15	
Principal on Maturities	\$1,730,000.00	
Interest on Maturities	\$16,416.89	
Calls/Redemption (Principal)	\$0.00	
Interest from Calls/Redemption	\$0.00	
Principal Paydown	\$159,095.43	
Total Acquisitions	\$1,984,309.45	
<u>Dispositions</u>		
Withdrawals	\$0.00	
Security Purchase	\$2,361,765.59	
Accrued Interest Paid	\$6,765.08	
Total Dispositions	\$2,368,530.67	
ENDING BOOK VALUE		\$77,618.43

Holdings Report

As of November 30, 2018



CUSIP	Security Description	Par Value/Units	Purchase Date Book Yield	Cost Value Book Value	Mkt Price Mkt YTM	Market Value Accrued Int.	% of Port. Gain/Loss	Moody/S&P Fitch	Maturity Duration
ABS									
654747AB0	Nissan Auto Receivables 2017-A A2A 1.47% Due 1/15/2020	32,825.81	03/21/2017 1.47%	32,825.64 32,825.74	99.92 2.86%	32,799.75 21.45	0.06% (25.99)	Aaa / NR AAA	1.13 0.06
47788MAC4	John Deere Owner Trust 2016-A A3 1.36% Due 4/15/2020	109,463.75	02/23/2016 1.37%	109,446.52 109,458.01	99.72 2.77%	109,156.07 66.16	0.19% (301.94)	Aaa / NR AAA	1.38 0.20
47788BAB0	John Deere Owner Trust 2017-B A2A 1.59% Due 4/15/2020	59,181.51	07/11/2017 1.60%	59,176.37 59,178.94	99.76 2.87%	59,042.39 41.82	0.10% (136.55)	Aaa / NR AAA	1.38 0.18
89238BAB8	Toyota Auto Receivables Owner 2018-A A2A 2.1% Due 10/15/2020	604,237.02	01/23/2018 2.12%	604,175.27 604,194.27	99.62 3.00%	601,914.88 563.95	1.05% (2,279.39)	Aaa / AAA NR	1.88 0.43
654747AD6	Nissan Auto Receivables 2017-A A3 1.74% Due 8/16/2021	500,000.00	12/27/2017 2.10%	496,816.41 497,625.51	98.91 3.07%	494,554.50 362.50	0.86% (3,071.01)	Aaa / NR AAA	2.71 0.83
43811BAC8	Honda Auto Receivables 2017-2 A3 1.68% Due 8/16/2021	450,000.00	04/27/2018 2.62%	443,003.91 444,253.21	98.79 3.05%	444,548.70 336.00	0.77% 295.49	Aaa / AAA NR	2.71 0.89
47788BAD6	John Deere Owner Trust 2017-B A3 1.82% Due 10/15/2021	130,000.00	07/11/2017 1.83%	129,990.48 129,993.56	98.73 3.06%	128,345.88 105.16	0.22% (1,647.68)	Aaa / NR AAA	2.88 1.03
47788CAC6	John Deere Owner Trust 2016-B A4 2.66% Due 4/18/2022	185,000.00	02/21/2018 2.68%	184,986.70 184,989.13	99.33 3.13%	183,755.14 218.71	0.32% (1,233.99)	Aaa / NR AAA	3.38 1.49
43815HAC1	Honda Auto Receivables Owner 2018-3 A3 2.95% Due 8/22/2022	495,000.00	08/21/2018 2.98%	494,932.09 494,936.52	99.70 3.12%	493,491.24 405.63	0.86% (1,445.28)	Aaa / NR AAA	3.73 1.97
02587AAJ3	American Express Credit 2017-1 1.93% Due 9/15/2022	1,050,000.00	Various 2.61%	1,039,535.16 1,040,417.66	98.63 3.12%	1,035,577.20 900.67	1.80% (4,840.46)	Aaa / NR AAA	3.79 1.16
47788EAC2	John Deere Owner Trust 2018-B A3 3.08% Due 11/15/2022	575,000.00	07/18/2018 3.10%	574,956.42 574,959.99	99.89 3.16%	574,385.33 787.11	1.00% (574.66)	Aaa / NR AAA	3.96 1.86
Total ABS		4,190,708.09	2.51%	4,169,844.97 4,172,832.54	3.08%	4,157,571.08 3,809.16	7.23% (15,261.46)	Aaa / AAA AAA	3.12 1.14
AGENCY									
3135G0A78	FNMA Note 1.625% Due 1/21/2020	1,000,000.00	Various 1.46%	1,008,032.32 1,001,852.39	98.72 2.77%	987,181.00 5,868.05	1.72% (14,671.39)	Aaa / AA+ AAA	1.14 1.11
3137EADR7	FHLMC Note 1.375% Due 5/1/2020	1,250,000.00	05/28/2015 1.52%	1,241,437.50 1,247,539.29	98.04 2.79%	1,225,468.75 1,432.29	2.13% (22,070.54)	Aaa / AA+ AAA	1.42 1.39

Holdings Report

As of November 30, 2018



CUSIP	Security Description	Par Value/Units	Purchase Date Book Yield	Cost Value Book Value	Mkt Price Mkt YTM	Market Value Accrued Int.	% of Port. Gain/Loss	Moody/S&P Fitch	Maturity Duration
AGENCY									
3135G0D75	FNMA Note 1.5% Due 6/22/2020	1,030,000.00	Various 1.57%	1,026,700.60 1,028,935.30	98.03 2.79%	1,009,759.47 6,823.75	1.77% (19,175.83)	Aaa / AA+ AAA	1.56 1.52
3137EAEK1	FHLMC Note 1.875% Due 11/17/2020	450,000.00	11/21/2017 1.96%	448,833.97 449,233.69	98.11 2.87%	441,508.95 328.13	0.77% (7,724.74)	Aaa / AA+ AAA	1.97 1.91
3135G0F73	FNMA Note 1.5% Due 11/30/2020	1,225,000.00	12/16/2015 1.90%	1,201,847.50 1,215,662.25	97.38 2.86%	1,192,856.00 51.04	2.07% (22,806.25)	Aaa / AA+ AAA	2.00 1.95
3130A7CV5	FHLB Note 1.375% Due 2/18/2021	1,070,000.00	02/17/2016 1.46%	1,065,677.20 1,068,083.49	96.88 2.84%	1,036,578.55 4,209.41	1.81% (31,504.94)	Aaa / AA+ AAA	2.22 2.15
3135G0J20	FNMA Note 1.375% Due 2/26/2021	1,275,000.00	Various 1.46%	1,269,953.70 1,272,673.07	96.77 2.88%	1,233,761.40 4,626.30	2.15% (38,911.67)	Aaa / AA+ AAA	2.24 2.17
3135G0K69	FNMA Note 1.25% Due 5/6/2021	400,000.00	05/27/2016 1.48%	395,724.00 397,894.05	96.33 2.82%	385,331.20 347.22	0.67% (12,562.85)	Aaa / AA+ AAA	2.43 2.37
3135G0U35	FNMA Note 2.75% Due 6/22/2021	500,000.00	06/28/2018 2.70%	500,740.00 500,634.67	99.73 2.86%	498,648.00 5,958.33	0.88% (1,986.67)	Aaa / AA+ AAA	2.56 2.43
3130A8QS5	FHLB Note 1.125% Due 7/14/2021	1,285,000.00	10/04/2016 1.33%	1,273,126.60 1,278,483.94	95.76 2.81%	1,230,468.46 5,501.41	2.15% (48,015.48)	Aaa / AA+ AAA	2.62 2.54
3137EAEC9	FHLMC Note 1.125% Due 8/12/2021	1,250,000.00	08/30/2016 1.33%	1,237,737.50 1,243,315.68	95.54 2.85%	1,194,223.75 4,257.81	2.08% (49,091.93)	Aaa / AA+ AAA	2.70 2.62
3135G0N82	FNMA Note 1.25% Due 8/17/2021	1,285,000.00	Various 1.29%	1,282,305.71 1,283,501.83	95.86 2.84%	1,231,851.12 4,640.28	2.15% (51,650.71)	Aaa / AA+ AAA	2.72 2.63
3130AF5B9	FHLB Note 3% Due 10/12/2021	1,350,000.00	11/29/2018 2.91%	1,353,402.00 1,353,398.75	100.19 2.93%	1,352,544.75 5,512.50	2.36% (854.00)	Aaa / AA+ NR	2.87 2.72
3135G0S38	FNMA Note 2% Due 1/5/2022	1,350,000.00	04/25/2017 1.92%	1,354,927.50 1,353,251.46	97.40 2.88%	1,314,921.60 10,950.00	2.30% (38,329.86)	Aaa / AA+ AAA	3.10 2.95
3135G0T45	FNMA Note 1.875% Due 4/5/2022	1,315,000.00	06/19/2017 1.88%	1,314,801.44 1,314,861.46	96.75 2.90%	1,272,207.27 3,835.42	2.22% (42,654.19)	Aaa / AA+ AAA	3.35 3.20
3130A3KM5	FHLB Note 2.5% Due 12/9/2022	775,000.00	08/28/2018 2.83%	764,808.75 765,421.66	98.26 2.96%	761,498.73 9,256.94	1.34% (3,922.93)	Aaa / AA+ NR	4.03 3.75
3135G0T94	FNMA Note 2.375% Due 1/19/2023	1,000,000.00	03/14/2018 2.73%	984,140.00 986,469.72	97.90 2.92%	978,951.00 8,708.33	1.71% (7,518.72)	Aaa / AA+ AAA	4.14 3.87
3137EAEN5	FHLMC Note 2.75% Due 6/19/2023	1,200,000.00	07/20/2018 2.86%	1,193,976.00 1,194,416.37	99.14 2.95%	1,189,638.00 15,583.33	2.09% (4,778.37)	Aaa / AA+ AAA	4.55 4.19

Holdings Report

As of November 30, 2018



CUSIP	Security Description	Par Value/Units	Purchase Date Book Yield	Cost Value Book Value	Mkt Price Mkt YTM	Market Value Accrued Int.	% of Port. Gain/Loss	Moody/S&P Fitch	Maturity Duration
AGENCY									
313383YJ4	FHLB Note 3.375% Due 9/8/2023	1,200,000.00	10/29/2018 3.08%	1,215,756.00 1,215,480.51	101.47 3.04%	1,217,590.80 9,337.50	2.13% 2,110.29	Aaa / AA+ NR	4.78 4.35
Total Agency		20,210,000.00	1.96%	20,133,928.29 20,171,109.58	2.88%	19,754,988.80 107,228.04	34.49% (416,120.78)	Aaa / AA+ AAA	2.80 2.66
MONEY MARKET FUND FI									
316175884	Fidelity Institutional Money Market Fund 696	77,618.43	Various 1.85%	77,618.43 77,618.43	1.00 1.85%	77,618.43 0.00	0.13% 0.00	Aaa / AAA NR	0.00 0.00
Total Money Market Fund FI		77,618.43	1.85%	77,618.43 77,618.43	1.85%	77,618.43 0.00	0.13% 0.00	Aaa / AAA NR	0.00 0.00
SUPRANATIONAL									
4581X0CX4	Inter-American Dev Bank Note 1.625% Due 5/12/2020	1,065,000.00	04/05/2017 1.70%	1,062,475.95 1,063,816.43	98.26 2.86%	1,046,460.48 913.39	1.82% (17,355.95)	Aaa / AAA AAA	1.45 1.42
45950KCM0	International Finance Corp Note 2.25% Due 1/25/2021	410,000.00	01/18/2018 2.35%	408,794.60 409,135.54	98.64 2.91%	404,423.59 3,228.75	0.71% (4,711.95)	Aaa / AAA NR	2.16 2.07
4581X0CW6	Inter-American Dev Bank Note 2.125% Due 1/18/2022	1,275,000.00	01/10/2017 2.15%	1,273,431.75 1,274,017.48	97.35 3.02%	1,241,176.80 10,009.64	2.17% (32,840.68)	Aaa / NR AAA	3.14 2.98
4581X0CZ9	Inter-American Dev Bank Note 1.75% Due 9/14/2022	800,000.00	Various 2.40%	777,732.00 781,545.36	95.47 3.02%	763,771.20 2,994.44	1.33% (17,774.16)	NR / NR AAA	3.79 3.61
Total Supranational		3,550,000.00	2.09%	3,522,434.30 3,528,514.81	2.96%	3,455,832.07 17,146.22	6.03% (72,682.74)	Aaa / AAA AAA	2.66 2.54
US CORPORATE									
36962G7G3	General Electric Capital Corp Note 2.3% Due 1/14/2019	800,000.00	Various 2.27%	800,569.30 800,028.79	99.77 4.12%	798,190.40 7,002.22	1.40% (1,838.39)	Baa1 / BBB+ BBB+	0.12 0.12
17275RAR3	Cisco Systems Note 2.125% Due 3/1/2019	440,000.00	Various 2.04%	441,755.73 440,086.76	99.84 2.74%	439,309.21 2,337.50	0.77% (777.55)	A1 / AA- NR	0.25 0.25

Holdings Report

As of November 30, 2018



CUSIP	Security Description	Par Value/Units	Purchase Date Book Yield	Cost Value Book Value	Mkt Price Mkt YTM	Market Value Accrued Int.	% of Port. Gain/Loss	Moody/S&P Fitch	Maturity Duration
US CORPORATE									
91159HHH6	US Bancorp Callable Note Cont 3/25/2019 2.2% Due 4/25/2019	700,000.00	Various 2.08%	703,858.75 700,254.63	99.67 3.02%	697,707.51 1,540.00	1.21% (2,547.12)	A1 / A+ AA-	0.40 0.40
40434CAC9	HSBC USA Inc Note 2.25% Due 6/23/2019	800,000.00	06/20/2017 1.99%	804,088.00 801,142.40	99.49 3.16%	795,944.00 7,900.00	1.40% (5,198.40)	A2 / A AA-	0.56 0.55
06406HCW7	Bank of New York Callable Note Cont 8/11/2019 2.3% Due 9/11/2019	705,000.00	Various 2.29%	705,272.60 705,037.12	99.40 3.08%	700,760.84 3,603.33	1.22% (4,276.28)	A1 / A AA-	0.78 0.76
94974BGF1	Wells Fargo Corp Note 2.15% Due 1/30/2020	735,000.00	01/26/2015 2.17%	734,204.40 734,814.52	98.68 3.31%	725,278.89 5,311.40	1.27% (9,535.63)	A2 / A- A+	1.17 1.13
22160KAG0	Costco Wholesale Corp Note 1.75% Due 2/15/2020	465,000.00	02/05/2015 1.77%	464,511.75 464,881.95	98.31 3.18%	457,159.17 2,396.04	0.80% (7,722.78)	Aa3 / A+ A+	1.21 1.18
747525AD5	Qualcomm Inc Note 2.25% Due 5/20/2020	750,000.00	06/11/2015 2.49%	741,693.75 747,526.58	98.36 3.40%	737,730.00 515.62	1.28% (9,796.58)	A2 / A- NR	1.47 1.43
437076BQ4	Home Depot Note 1.8% Due 6/5/2020	330,000.00	05/24/2017 1.82%	329,808.60 329,903.60	98.05 3.13%	323,556.75 2,904.00	0.57% (6,346.85)	A2 / A A	1.52 1.46
594918BG8	Microsoft Callable Note Cont. 10/03/20 2% Due 11/3/2020	325,000.00	10/29/2015 2.02%	324,740.00 324,899.96	98.24 2.95%	319,287.48 505.56	0.56% (5,612.48)	Aaa / AAA AA+	1.93 1.87
00440EAT4	Chubb INA Holdings Inc Callable Note Cont 10/3/2020 2.3% Due 11/3/2020	800,000.00	02/06/2017 2.16%	803,768.00 801,900.97	98.03 3.37%	784,235.20 1,431.11	1.36% (17,665.77)	A3 / A A	1.93 1.86
78012KKU0	Royal Bank of Canada Note 2.5% Due 1/19/2021	700,000.00	01/24/2018 2.64%	697,130.00 697,944.35	98.26 3.35%	687,841.70 6,416.67	1.21% (10,102.65)	Aa2 / AA- AA	2.14 2.04
30231GAV4	Exxon Mobil Corp Callable Note Cont 2/1/2021 2.222% Due 3/1/2021	875,000.00	Various 1.97%	884,992.10 879,695.77	97.73 3.28%	855,099.00 4,860.63	1.49% (24,596.77)	Aaa / AA+ NR	2.25 2.16
24422ESL4	John Deere Capital Corp Note 2.8% Due 3/4/2021	315,000.00	05/24/2017 2.12%	322,663.95 319,596.14	98.86 3.33%	311,416.56 2,131.50	0.54% (8,179.58)	A2 / A A	2.26 2.16
369550BE7	General Dynamics Corp Note 3% Due 5/11/2021	410,000.00	05/08/2018 3.24%	407,150.50 407,680.88	99.42 3.25%	407,630.20 683.33	0.71% (50.68)	A2 / A+ NR	2.45 2.34
857477AV5	State Street Bank Note 1.95% Due 5/19/2021	440,000.00	05/16/2016 1.96%	439,771.20 439,887.23	96.54 3.42%	424,778.64 286.00	0.74% (15,108.59)	A1 / A AA-	2.47 2.38
594918BP8	Microsoft Callable Note Cont 7/8/21 1.55% Due 8/8/2021	590,000.00	Various 1.57%	589,298.90 589,623.34	96.12 3.06%	567,121.57 2,870.52	0.99% (22,501.77)	Aaa / AAA AA+	2.69 2.59

Holdings Report

As of November 30, 2018



CUSIP	Security Description	Par Value/Units	Purchase Date Book Yield	Cost Value Book Value	Mkt Price Mkt YTM	Market Value Accrued Int.	% of Port. Gain/Loss	Moody/S&P Fitch	Maturity Duration
US CORPORATE									
68389XBK0	Oracle Corp Callable Note Cont 8/01/21 1.9% Due 9/15/2021	804,000.00	11/29/2016 2.40%	785,998.44 793,505.96	96.13 3.36%	772,917.36 3,224.93	1.35% (20,588.60)	A1 / AA- A	2.79 2.68
89236TDP7	Toyota Motor Credit Corp Note 2.6% Due 1/11/2022	450,000.00	05/16/2018 3.34%	438,612.75 440,294.38	97.78 3.36%	440,003.70 4,550.00	0.77% (290.68)	Aa3 / AA- A+	3.12 2.93
91159HHP8	US Bancorp Callable Cont 12/23/2021 2.625% Due 1/24/2022	390,000.00	01/19/2017 2.66%	389,329.20 389,577.54	97.57 3.45%	380,509.74 3,611.56	0.67% (9,067.80)	A1 / A+ AA-	3.15 2.96
674599CK9	Occidental Petroleum Callable Note Cont 3/15/2022 2.6% Due 4/15/2022	700,000.00	06/18/2018 3.27%	683,298.00 685,261.53	96.69 3.65%	676,826.50 2,325.56	1.18% (8,435.03)	A3 / A A	3.38 3.18
69353RFE3	PNC Bank Callable Note Cont 6/28/2022 2.45% Due 7/28/2022	890,000.00	07/25/2017 2.45%	889,919.90 889,941.44	95.78 3.69%	852,472.26 7,450.04	1.49% (37,469.18)	A2 / A A+	3.66 3.43
44932HAC7	IBM Credit Corp Note 2.2% Due 9/8/2022	700,000.00	11/29/2017 2.58%	688,156.00 690,637.66	94.47 3.79%	661,311.70 3,550.56	1.15% (29,325.96)	A1 / A A	3.78 3.55
48128BAB7	JP Morgan Chase & Co Callable Note 1X 1/15/2022 2.972% Due 1/15/2023	625,000.00	02/09/2018 3.19%	618,968.75 619,945.43	96.75 3.83%	604,717.50 7,017.22	1.06% (15,227.93)	A2 / A- AA-	4.13 3.79
24422ETG4	John Deere Capital Corp Note 2.8% Due 3/6/2023	450,000.00	06/13/2018 3.44%	437,485.50 438,711.56	96.90 3.59%	436,054.05 2,975.00	0.76% (2,657.51)	A2 / A A	4.27 3.95
037833AK6	Apple Inc Note 2.4% Due 5/3/2023	535,000.00	11/28/2018 3.54%	510,277.65 510,292.96	95.34 3.55%	510,046.53 998.67	0.89% (246.43)	Aa1 / AA+ NR	4.42 4.14
02665WCJ8	American Honda Finance Note 3.45% Due 7/14/2023	225,000.00	07/11/2018 3.49%	224,610.75 224,640.20	99.45 3.58%	223,771.28 2,910.94	0.39% (868.92)	A2 / A+ NR	4.62 4.18
69371RP59	Paccar Financial Corp Note 3.4% Due 8/9/2023	560,000.00	08/06/2018 3.41%	559,770.40 559,784.73	100.08 3.38%	560,425.60 5,923.56	0.98% 640.87	A1 / A+ NR	4.69 4.26
02665WCQ2	American Honda Finance Note 3.625% Due 10/10/2023	550,000.00	10/03/2018 3.64%	549,549.00 549,561.84	99.81 3.67%	548,970.95 2,824.48	0.96% (590.89)	A2 / A+ NR	4.86 4.40
Total US Corporate		17,059,000.00	2.51%	16,971,253.87 16,977,060.22	3.40%	16,701,074.29 100,057.95	29.17% (275,985.93)	A1 / A+ A+	2.39 2.25
US TREASURY									
912828L32	US Treasury Note 1.375% Due 8/31/2020	1,250,000.00	09/29/2015 1.37%	1,250,394.81 1,250,140.39	97.54 2.82%	1,219,287.50 4,368.09	2.12% (30,852.89)	Aaa / AA+ AAA	1.75 1.70

Holdings Report

As of November 30, 2018



CUSIP	Security Description	Par Value/Units	Purchase Date Book Yield	Cost Value Book Value	Mkt Price Mkt YTM	Market Value Accrued Int.	% of Port. Gain/Loss	Moody/S&P Fitch	Maturity Duration
US TREASURY									
912828L99	US Treasury Note 1.375% Due 10/31/2020	800,000.00	11/23/2015 1.71%	787,471.43 795,135.89	97.30 2.83%	778,437.60 941.99	1.35% (16,698.29)	Aaa / AA+ AAA	1.92 1.87
912828N89	US Treasury Note 1.375% Due 1/31/2021	1,300,000.00	03/09/2016 1.40%	1,298,734.82 1,299,439.27	96.98 2.82%	1,260,695.80 5,974.52	2.20% (38,743.47)	Aaa / AA+ AAA	2.17 2.10
912828B90	US Treasury Note 2% Due 2/28/2021	1,250,000.00	04/26/2016 1.40%	1,285,111.61 1,266,294.01	98.21 2.82%	1,227,685.00 6,353.59	2.14% (38,609.01)	Aaa / AA+ AAA	2.25 2.17
912828Q37	US Treasury Note 1.25% Due 3/31/2021	800,000.00	12/13/2016 1.81%	781,471.43 789,944.00	96.52 2.80%	772,156.00 1,703.30	1.34% (17,788.00)	Aaa / AA+ AAA	2.33 2.27
912828T34	US Treasury Note 1.125% Due 9/30/2021	1,300,000.00	11/09/2016 1.48%	1,278,016.07 1,287,265.33	95.43 2.82%	1,240,535.40 2,491.07	2.16% (46,729.93)	Aaa / AA+ AAA	2.84 2.75
912828F96	US Treasury Note 2% Due 10/31/2021	1,025,000.00	01/27/2017 1.94%	1,027,686.05 1,026,648.79	97.68 2.83%	1,001,216.93 1,755.52	1.74% (25,431.86)	Aaa / AA+ AAA	2.92 2.80
912828J43	US Treasury Note 1.75% Due 2/28/2022	1,360,000.00	03/13/2017 2.14%	1,335,407.68 1,343,908.39	96.63 2.84%	1,314,100.00 6,048.62	2.29% (29,808.39)	Aaa / AA+ AAA	3.25 3.11
912828XG0	US Treasury Note 2.125% Due 6/30/2022	1,100,000.00	08/15/2017 1.82%	1,115,601.34 1,111,468.48	97.52 2.86%	1,072,757.40 9,781.93	1.88% (38,711.08)	Aaa / AA+ AAA	3.58 3.39
912828L24	US Treasury Note 1.875% Due 8/31/2022	1,000,000.00	09/26/2017 1.87%	1,000,433.04 1,000,329.53	96.52 2.86%	965,195.00 4,765.19	1.68% (35,134.53)	Aaa / AA+ AAA	3.75 3.57
912828L57	US Treasury Note 1.75% Due 9/30/2022	1,240,000.00	10/17/2017 1.99%	1,226,243.75 1,229,355.65	96.00 2.86%	1,190,448.36 3,696.15	2.07% (38,907.29)	Aaa / AA+ AAA	3.84 3.66
912828N30	US Treasury Note 2.125% Due 12/31/2022	1,150,000.00	01/25/2018 2.46%	1,132,121.09 1,135,190.30	97.19 2.86%	1,117,656.25 10,226.56	1.96% (17,534.05)	Aaa / AA+ AAA	4.09 3.84
Total US Treasury		13,575,000.00	1.77%	13,518,693.12 13,535,120.03	2.84%	13,160,171.24 58,106.53	22.95% (374,948.79)	Aaa / AA+ AAA	2.91 2.78
TOTAL PORTFOLIO		58,662,326.52	2.12%	58,393,772.98 58,462,255.61	3.04%	57,307,255.91 286,347.90	100.00% (1,154,999.70)	Aa1 / AA AAA	2.72 2.45
TOTAL MARKET VALUE PLUS ACCRUED						57,593,603.81			

Book Value Report
As of November 30, 2018



MIG	Book Value	12 Months or Less	13 to 24 Months	25 to 60 Months	Total Holdings
ABS	\$4,172,832.54	\$805,656.96	\$2,792,215.59	\$574,959.99	\$4,172,832.54
Agency	\$20,171,109.58	\$0.00	\$3,727,560.67	\$16,443,548.91	\$20,171,109.58
Money Market Fund FI	\$77,618.43	\$77,618.43	\$0.00	\$0.00	\$77,618.43
Supranational	\$3,528,514.81	\$0.00	\$1,063,816.43	\$2,464,698.38	\$3,528,514.81
US Corporate	\$16,977,060.22	\$3,446,549.70	\$3,403,927.58	\$10,126,582.94	\$16,977,060.22
US Treasury	\$13,535,120.03	\$0.00	\$2,045,276.28	\$11,489,843.75	\$13,535,120.03
TOTAL	\$58,462,255.61	\$4,329,825.09	\$13,032,796.55	\$41,099,633.97	\$58,462,255.61

01979204
 40- -01-B -62 -340-04
 0102 -19-00748-04



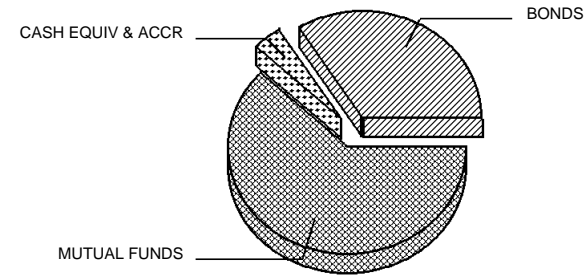
PARS/CITY OF BREA 115P
 ACCOUNT 6746050800

Page 5 of 29
 Period from November 1, 2018 to November 30, 2018

ASSET SUMMARY

ASSETS	11/30/2018 MARKET	11/30/2018 BOOK VALUE	% OF MARKET
Cash And Equivalents	145,793.15	145,793.15	2.00
Corporate Issues	2,515,625.25	2,732,139.25	34.56
Mutual Funds-Equity	4,438,710.19	3,784,352.71	60.99
Mutual Funds-Fixed Income	148,277.98	149,845.15	2.04
Total Assets	7,248,406.57	6,812,130.26	99.59
Accrued Income	29,729.98	29,729.98	0.41
Grand Total	7,278,136.55	6,841,860.24	100.00

Estimated Annual Income **167,411.69**



01979204
40- -01-B -62 -340-04
0102 -19-00748-04



PARS/CITY OF BREA 115P
ACCOUNT 6746050800

Page 6 of 29
Period from November 1, 2018 to November 30, 2018

ASSET DETAIL

DESCRIPTION	SHARES/ FACE AMOUNT	MARKET PRICE/UNIT	BOOK VALUE	UNREALIZED GAIN (LOSS) SINCE INCEPTION/ CURRENT PERIOD	ENDING ACCRUAL	YIELD ON MARKET
Cash And Equivalents						
Money Markets						
First Am Govt Ob Fd Cl Z 31846V567 Asset Minor Code 1	145,422.420	145,422.42 1.0000	145,422.42	.00 .00	317.60	2.09
Total Money Markets	145,422.420	145,422.42	145,422.42	.00 .00	317.60	2.08
Cash						
Cash		370.73	370.73			
Total Cash	.000	370.73	370.73	.00 .00	.00	0.00
Total Cash And Equivalents	145,422.420	145,793.15	145,793.15	.00 .00	317.60	2.08
Corporate Issues						
Apple Inc 2.850% 2/23/23 Standard & Poors Rating: AA+ Moodys Rating: Aa1 037833BU3 Asset Minor Code 28	150,000.000	146,191.50 97.4610	158,403.00	- 12,211.50 43.50	1,163.75	2.92
Bank Ny Mellon Mtn 5.450% 5/15/19 Standard & Poors Rating: A Moodys Rating: A1 06406HBM0 Asset Minor Code 28	200,000.000	202,162.00 101.0810	223,052.00	- 20,890.00 - 556.00	484.44	5.39

01979204
40- -01-B -62 -340-04
0102 -19-00748-04



PARS/CITY OF BREA 115P
ACCOUNT 6746050800

Page 7 of 29
Period from November 1, 2018 to November 30, 2018

ASSET DETAIL (continued)

DESCRIPTION	SHARES/ FACE AMOUNT	MARKET PRICE/UNIT	BOOK VALUE	UNREALIZED GAIN (LOSS) SINCE INCEPTION/ CURRENT PERIOD	ENDING ACCRUAL	YIELD ON MARKET
Cisco Systems Inc 2.900% 3/04/21 Standard & Poors Rating: AA- Moody's Rating: A1 17275RAP7 Asset Minor Code 28	200,000.000	198,794.00 99.3970	207,884.00	- 9,090.00 760.00	1,401.67	2.92
Gen Elec Cap Crp Mtn 6.000% 8/07/19 Standard & Poors Rating: BBB+ Moody's Rating: Baa1 36962G4D3 Asset Minor Code 28	175,000.000	176,977.50 101.1300	200,947.25	- 23,969.75 - 1,498.00	3,325.00	5.93
Gen Elec Cap Crp Mtn 5.500% 1/08/20 Standard & Poors Rating: BBB+ Moody's Rating: Baa1 36962G4J0 Asset Minor Code 28	200,000.000	201,552.00 100.7760	228,930.00	- 27,378.00 - 2,412.00	4,369.44	5.46
General Elec Cap Mtn 3.100% 1/09/23 Standard & Poors Rating: BBB+ Moody's Rating: Baa1 36962G6S8 Asset Minor Code 28	100,000.000	90,881.00 90.8810	106,031.00	- 15,150.00 - 4,997.00	1,222.78	3.41
Intercontinental 3.750% 12/01/25 Standard & Poors Rating: A Moody's Rating: A2 45866FAD6 Asset Minor Code 28	100,000.000	99,492.00 99.4920	104,231.00	- 4,739.00 537.00	1,875.00	3.77
Jp Morgan Chase Co 2.700% 5/18/23 Standard & Poors Rating: A- Moody's Rating: A2 46625HRL6 Asset Minor Code 28	75,000.000	71,561.25 95.4150	74,970.75	- 3,409.50 - 112.50	73.13	2.83
Kimberly Clark Corp 2.750% 2/15/26 Standard & Poors Rating: A Moody's Rating: A2 494368BU6 Asset Minor Code 28	100,000.000	93,548.00 93.5480	103,111.00	- 9,563.00 438.00	809.72	2.94

01979204
40- -01-B -62 -340-04
0102 -19-00748-04



PARS/CITY OF BREA 115P
ACCOUNT 6746050800

Page 8 of 29
Period from November 1, 2018 to November 30, 2018

ASSET DETAIL (continued)

DESCRIPTION	SHARES/ FACE AMOUNT	MARKET PRICE/UNIT	BOOK VALUE	UNREALIZED GAIN (LOSS) SINCE INCEPTION/ CURRENT PERIOD	ENDING ACCRUAL	YIELD ON MARKET
Medtronic Inc 3.125% 3/15/22 Standard & Poors Rating: A Moody's Rating: A3 585055AX4 Asset Minor Code 28	200,000.000	197,244.00 98.6220	208,046.00	- 10,802.00 - 196.00	1,319.44	3.17
Mondelez Int 4.000% 2/01/24 Standard & Poors Rating: BBB Moody's Rating: Baa1 609207AB1 Asset Minor Code 28	100,000.000	99,526.00 99.5260	109,303.00	- 9,777.00 - 550.00	1,333.33	4.02
Nike Inc 2.375% 11/01/26 Standard & Poors Rating: AA- Moody's Rating: A1 654106AF0 Asset Minor Code 28	100,000.000	90,346.00 90.3460	94,613.00	- 4,267.00 430.00	197.92	2.63
Pepsico Inc 2.750% 4/30/25 Standard & Poors Rating: A+ Moody's Rating: A1 713448CT3 Asset Minor Code 28	75,000.000	71,002.50 94.6700	73,932.75	- 2,930.25 48.00	177.60	2.90
Suntrust Banks Inc 2.700% 1/27/22 Standard & Poors Rating: BBB+ Moody's Rating: Baa1 867914BM4 Asset Minor Code 28	75,000.000	72,502.50 96.6700	75,130.50	- 2,628.00 - 102.75	697.50	2.79
Verizon 5.150% 9/15/23 Standard & Poors Rating: BBB+ Moody's Rating: Baa1 92343VBR4 Asset Minor Code 28	200,000.000	211,468.00 105.7340	230,048.00	- 18,580.00 - 746.00	2,174.44	4.87
Visa Inc 2.200% 12/14/20 Standard & Poors Rating: AA- Moody's Rating: A1 92826CAB8 Asset Minor Code 28	200,000.000	196,368.00 98.1840	204,764.00	- 8,396.00 430.00	2,041.11	2.24

01979204
40- -01-B -62 -340-04
0102 -19-00748-04



PARS/CITY OF BREA 115P
ACCOUNT 6746050800

Page 9 of 29
Period from November 1, 2018 to November 30, 2018

ASSET DETAIL (continued)

DESCRIPTION	SHARES/ FACE AMOUNT	MARKET PRICE/UNIT	BOOK VALUE	UNREALIZED GAIN (LOSS) SINCE INCEPTION/ CURRENT PERIOD	ENDING ACCRUAL	YIELD ON MARKET
Wells Fargo Mtn 3.300% 9/09/24 Standard & Poors Rating: A- Moody's Rating: A2 94974BGA2 Asset Minor Code 28	100,000.000	95,781.00 95.7810	103,890.00	- 8,109.00 - 111.00	751.67	3.45
Xto Energy Inc 6.500% 12/15/18 Standard & Poors Rating: AA+ Moody's Rating: Aaa 98385XAT3 Asset Minor Code 28	200,000.000	200,228.00 100.1140	224,852.00	- 24,624.00 - 650.00	5,994.44	6.49
Total Corporate Issues	2,550,000.000	2,515,625.25	2,732,139.25	- 216,514.00 - 9,244.75	29,412.38	4.04

Mutual Funds

Mutual Funds-Equity

Columbia Contrarian Core Fund 19766M709 Asset Minor Code 98	13,716.024	364,709.08 26.5900	298,978.38	65,730.70 6,253.73	.00	1.06
Dfa Large Cap Intl Port. 233203868 Asset Minor Code 98	10,807.255	230,410.68 21.3200	225,331.27	5,079.41 5,079.41	.00	2.98
Dodge & Cox International Stock Fund 256206103 Asset Minor Code 98	4,019.812	163,726.94 40.7300	146,946.44	16,780.50 - 1,100.49	.00	2.19
Dodge & Cox Stock Fund 256219106 Asset Minor Code 98	2,789.711	578,558.16 207.3900	493,970.27	84,587.89 14,315.00	.00	1.29
Harbor Capital Appreciaton CI R 411512528 Asset Minor Code 98	3,097.587	230,677.30 74.4700	185,928.18	44,749.12 2,753.19	.00	0.22

01979204
40- -01-B -62 -340-04
0102 -19-00748-04



PARS/CITY OF BREA 115P
ACCOUNT 6746050800

Page 10 of 29
Period from November 1, 2018 to November 30, 2018

ASSET DETAIL (continued)

DESCRIPTION	SHARES/ FACE AMOUNT	MARKET PRICE/UNIT	BOOK VALUE	UNREALIZED GAIN (LOSS) SINCE INCEPTION/ CURRENT PERIOD	ENDING ACCRUAL	YIELD ON MARKET
Hartford Schroders Emerging Markets 41665H797 Asset Minor Code 98	19,964.229	291,078.46 14.5800	239,852.40	51,226.06 7,578.27	.00	1.06
Ishares Russell Mid Cap Etf 464287499 Asset Minor Code 94	6,896.000	357,212.80 51.8000	300,961.75	56,251.05 8,357.36	.00	1.80
Mfs International Growth R6 552746356 Asset Minor Code 98	5,142.121	165,473.45 32.1800	137,181.20	28,292.25 634.12	.00	1.10
Nationwide Bailard Intl Equities R6 63868B815 Asset Minor Code 98	.000	.00 7.5000	.00	.00 - 4,714.67	.00	0.00
Price T Rowe Growth Stk Fd Inc 741479406 Asset Minor Code 98	3,397.503	230,112.88 67.7300	183,715.39	46,397.49 6,343.20	.00	0.38
T Rowe Price New Horizons Fund I 779562206 Asset Minor Code 98	5,464.115	332,546.04 60.8600	241,726.06	90,819.98 3,928.90	.00	0.00
Undiscovered Mgrs Behavioral Value 904504479 Asset Minor Code 98	5,902.218	411,207.53 69.6700	373,526.98	37,680.55 10,893.61	.00	1.19
Vanguard Growth & Income Adm Shs#593 921913208 Asset Minor Code 98	12,084.570	970,028.43 80.2700	844,405.69	125,622.74 16,365.89	.00	1.47
Vanguard Real Estate Etf 922908553 Asset Minor Code 94	1,378.000	112,968.44 81.9800	111,828.70	1,139.74 5,585.75	.00	4.69
Total Mutual Funds-Equity	94,659.145	4,438,710.19	3,784,352.71	654,357.48 82,273.27	.00	1.32

Mutual Funds-Fixed Income

01979204
40- -01-B -62 -340-04
0102 -19-00748-04



PARS/CITY OF BREA 115P
ACCOUNT 6746050800

Page 11 of 29
Period from November 1, 2018 to November 30, 2018

ASSET DETAIL (continued)

DESCRIPTION	SHARES/ FACE AMOUNT	MARKET PRICE/UNIT	BOOK VALUE	UNREALIZED GAIN (LOSS) SINCE INCEPTION/ CURRENT PERIOD	ENDING ACCRUAL	YIELD ON MARKET
Vanguard Short Term Invst Grade #539 922031836 Asset Minor Code 99	14,271.220	148,277.98 10.3900	149,845.15	- 1,567.17 - 285.42	.00	2.72
Total Mutual Funds-Fixed Income	14,271.220	148,277.98	149,845.15	- 1,567.17 - 285.42	.00	2.72
Total Mutual Funds	108,930.365	4,586,988.17	3,934,197.86	652,790.31 81,987.85	.00	1.37
Total Assets	2,804,352.785	7,248,406.57	6,812,130.26	436,276.31 72,743.10	29,729.98	2.31
Accrued Income	.000	29,729.98	29,729.98			
Grand Total	2,804,352.785	7,278,136.55	6,841,860.24			

ASSET DETAIL MESSAGES

Time of trade execution and trading party (if not disclosed) will be provided upon request.

Publicly traded assets are valued in accordance with market quotations or valuation methodologies from financial industry services believed by us to be reliable. Assets that are not publicly traded may be reflected at values from other external sources. Assets for which a current value is not available may be reflected at a previous value or as not valued, at par value, or at a nominal value. Values shown do not necessarily reflect prices at which assets could be bought or sold. Values are updated based on internal policy and may be updated less frequently than statement generation.

For further information, please contact your account manager or relationship manager.



PORTFOLIO CHARACTERISTICS

Average Modified Duration	2.52
Average Coupon	1.76%
Average Purchase YTM	1.83%
Average Market YTM	2.82%
Average S&P/Moody Rating	AA+/Aaa
Average Final Maturity	2.64 yrs
Average Life	2.64 yrs

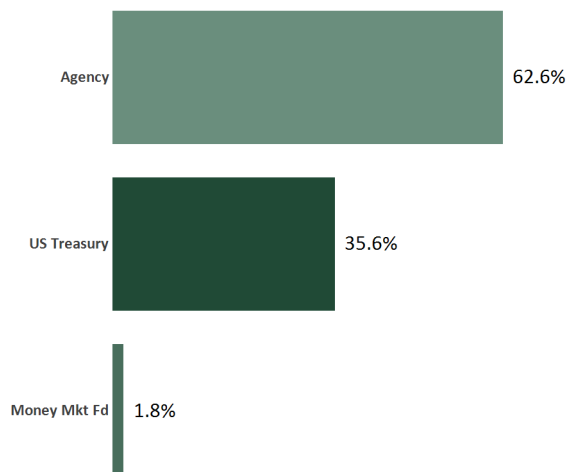
ACCOUNT SUMMARY

	Beg. Values as of 10/31/18	End Values as of 11/30/18
Market Value	447,742	449,986
Accrued Interest	1,957	1,999
Total Market Value	449,699	451,985
Income Earned	713	708
Cont/WD		0
Par	460,499	461,138
Book Value	459,431	460,097
Cost Value	458,945	459,583

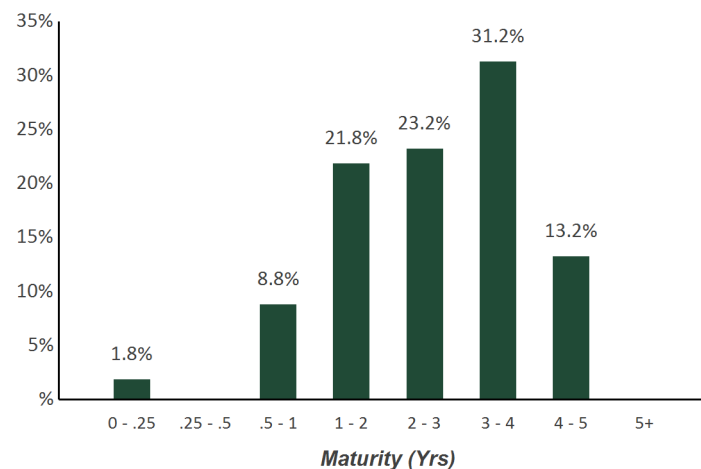
TOP ISSUERS

Government of United States	35.6%
Federal National Mortgage Assoc	30.8%
Federal Home Loan Bank	16.3%
Federal Home Loan Mortgage Corp	15.4%
AIM STIT-Treasury Portfolio	1.8%
Total	100.0%


SECTOR ALLOCATION



MATURITY DISTRIBUTION



CREDIT QUALITY (S&P)



PERFORMANCE REVIEW

TOTAL RATE OF RETURN	1M	3M	YTD	1YR	Annualized				
					2YRS	3YRS	5YRS	10YRS	11/30/2009
Brea 05 CFD 97-1 Spec Tax Reserve Fund	0.51%	0.35%	0.33%	0.31%	0.58%	0.82%	1.07%	N/A	1.82%
ICE BAML 3-Month US Treasury Bill Index	0.21%	0.53%	1.69%	1.80%	1.29%	0.97%	0.59%	N/A	0.37%



BOOK VALUE RECONCILIATION		
BEGINNING BOOK VALUE		\$459,431.36
<u>Acquisition</u>		
+ Security Purchases	\$0.00	
+ Money Market Fund Purchases	\$638.71	
+ Money Market Contributions	\$0.00	
+ Security Contributions	\$0.00	
+ Security Transfers	\$0.00	
Total Acquisitions		\$638.71
<u>Dispositions</u>		
- Security Sales	\$0.00	
- Money Market Fund Sales	\$0.00	
- MMF Withdrawals	\$0.00	
- Security Withdrawals	\$0.00	
- Security Transfers	\$0.00	
- Other Dispositions	\$0.00	
- Maturities	\$0.00	
- Calls	\$0.00	
- Principal Paydowns	\$0.00	
Total Dispositions		\$0.00
<u>Amortization/Accretion</u>		
+/- Net Accretion	\$27.38	
		\$27.38
<u>Gain/Loss on Dispositions</u>		
+/- Realized Gain/Loss	\$0.00	
		\$0.00
ENDING BOOK VALUE		\$460,097.45

CASH TRANSACTION SUMMARY		
BEGINNING BALANCE		\$7,499.39
<u>Acquisition</u>		
Contributions	\$0.00	
Security Sale Proceeds	\$0.00	
Accrued Interest Received	\$0.00	
Interest Received	\$628.13	
Dividend Received	\$10.58	
Principal on Maturities	\$0.00	
Interest on Maturities	\$0.00	
Calls/Redemption (Principal)	\$0.00	
Interest from Calls/Redemption	\$0.00	
Principal Paydown	\$0.00	
Total Acquisitions	\$638.71	
<u>Dispositions</u>		
Withdrawals	\$0.00	
Security Purchase	\$0.00	
Accrued Interest Paid	\$0.00	
Total Dispositions	\$0.00	
ENDING BOOK VALUE		\$8,138.10

Holdings Report

As of November 30, 2018



CUSIP	Security Description	Par Value/Units	Purchase Date Book Yield	Cost Value Book Value	Mkt Price Mkt YTM	Market Value Accrued Int.	% of Port. Gain/Loss	Moody/S&P Fitch	Maturity Duration
AGENCY									
3137EADM8	FHLMC Note 1.25% Due 10/2/2019	40,000.00	03/25/2015 1.40%	39,735.60 39,951.16	98.76 2.75%	39,504.08 81.94	8.76% (447.08)	Aaa / AA+ AAA	0.84 0.82
313383HU8	FHLB Note 1.75% Due 6/12/2020	40,000.00	06/26/2015 1.87%	39,779.20 39,931.81	98.36 2.85%	39,342.80 328.61	8.78% (589.01)	Aaa / AA+ NR	1.53 1.49
3130A7CV5	FHLB Note 1.375% Due 2/18/2021	35,000.00	03/11/2016 1.64%	34,566.00 34,804.92	96.88 2.84%	33,906.78 137.69	7.53% (898.14)	Aaa / AA+ AAA	2.22 2.15
3135G0Q89	FNMA Note 1.375% Due 10/7/2021	43,000.00	10/27/2016 1.50%	42,738.13 42,848.97	95.86 2.90%	41,219.76 88.69	9.14% (1,629.21)	Aaa / AA+ AAA	2.85 2.76
3135G0S38	FNMA Note 2% Due 1/5/2022	40,000.00	04/24/2017 1.92%	40,142.40 40,093.91	97.40 2.88%	38,960.64 324.44	8.69% (1,133.27)	Aaa / AA+ AAA	3.10 2.95
3135G0T78	FNMA Note 2% Due 10/5/2022	30,000.00	01/09/2018 2.36%	29,518.50 29,609.01	96.60 2.94%	28,979.13 93.33	6.43% (629.88)	Aaa / AA+ AAA	3.85 3.65
3135G0T94	FNMA Note 2.375% Due 1/19/2023	30,000.00	06/13/2018 2.91%	29,319.90 29,388.72	97.90 2.92%	29,368.53 261.25	6.56% (20.19)	Aaa / AA+ AAA	4.14 3.87
3137EAEN5	FHLMC Note 2.75% Due 6/19/2023	30,000.00	09/14/2018 2.97%	29,707.20 29,719.85	99.14 2.95%	29,740.95 389.58	6.67% 21.10	Aaa / AA+ AAA	4.55 4.19
Total Agency		288,000.00	2.00%	285,506.93 286,348.35	2.87%	281,022.67 1,705.53	62.55% (5,325.68)	Aaa / AA+ AAA	2.76 2.62
MONEY MARKET FUND FI									
825252109	Invesco Treasury MMFD Private Class	8,138.10	Various 0.60%	8,138.10 8,138.10	1.00 0.60%	8,138.10 0.00	1.80% 0.00	Aaa / AAA AAA	0.00 0.00
Total Money Market Fund FI		8,138.10	0.60%	8,138.10 8,138.10	0.60%	8,138.10 0.00	1.80% 0.00	Aaa / AAA AAA	0.00 0.00
US TREASURY									
912828UV0	US Treasury Note 1.125% Due 3/31/2020	30,000.00	05/07/2015 1.57%	29,379.01 29,831.30	97.84 2.79%	29,351.94 57.49	6.51% (479.36)	Aaa / AA+ AAA	1.33 1.31
912828WC0	US Treasury Note 1.75% Due 10/31/2020	30,000.00	11/04/2015 1.63%	30,166.51 30,063.97	98.00 2.83%	29,401.17 44.96	6.51% (662.80)	Aaa / AA+ AAA	1.92 1.86
912828WN6	US Treasury Note 2% Due 5/31/2021	30,000.00	07/11/2016 1.01%	31,406.35 30,718.94	98.00 2.83%	29,401.17 1.65	6.51% (1,317.77)	Aaa / AA+ AAA	2.50 2.42

Holdings Report

As of November 30, 2018



CUSIP	Security Description	Par Value/Units	Purchase Date Book Yield	Cost Value Book Value	Mkt Price Mkt YTM	Market Value Accrued Int.	% of Port. Gain/Loss	Moody/S&P Fitch	Maturity Duration
US TREASURY									
912828G53	US Treasury Note 1.875% Due 11/30/2021	35,000.00	01/18/2017 1.89%	34,974.14 34,984.06	97.29 2.82%	34,052.55 1.80	7.53% (931.51)	Aaa / AA+ AAA	3.00 2.89
912828J43	US Treasury Note 1.75% Due 2/28/2022	10,000.00	04/24/2017 1.84%	9,960.58 9,973.59	96.63 2.84%	9,662.50 44.48	2.15% (311.09)	Aaa / AA+ AAA	3.25 3.11
912828L24	US Treasury Note 1.875% Due 8/31/2022	30,000.00	09/18/2017 1.84%	30,051.66 30,039.14	96.52 2.86%	28,955.85 142.96	6.44% (1,083.29)	Aaa / AA+ AAA	3.75 3.57
Total US Treasury		165,000.00	1.61%	165,938.25 165,611.00	2.83%	160,825.18 293.34	35.65% (4,785.82)	Aaa / AA+ AAA	2.56 2.46
TOTAL PORTFOLIO				459,583.28 460,097.45	2.82%	449,985.95 1,998.87	100.00% (10,111.50)	Aaa / AA+ AAA	2.64 2.52
TOTAL MARKET VALUE PLUS ACCRUED						451,984.82			



PORTFOLIO CHARACTERISTICS

Average Modified Duration	2.24
Average Coupon	1.83%
Average Purchase YTM	1.44%
Average Market YTM	2.77%
Average S&P/Moody Rating	AA+/Aaa
Average Final Maturity	2.34 yrs
Average Life	2.34 yrs

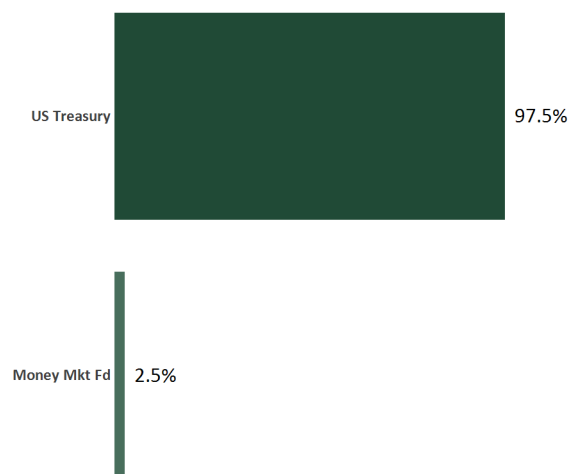
ACCOUNT SUMMARY

	Beg. Values as of 10/31/18	End Values as of 11/30/18
Market Value	1,881,925	1,890,056
Accrued Interest	7,051	7,089
Total Market Value	1,888,976	1,897,145
Income Earned	2,411	2,354
Cont/WD		0
Par	1,924,808	1,927,710
Book Value	1,939,985	1,942,302
Cost Value	1,955,448	1,958,351

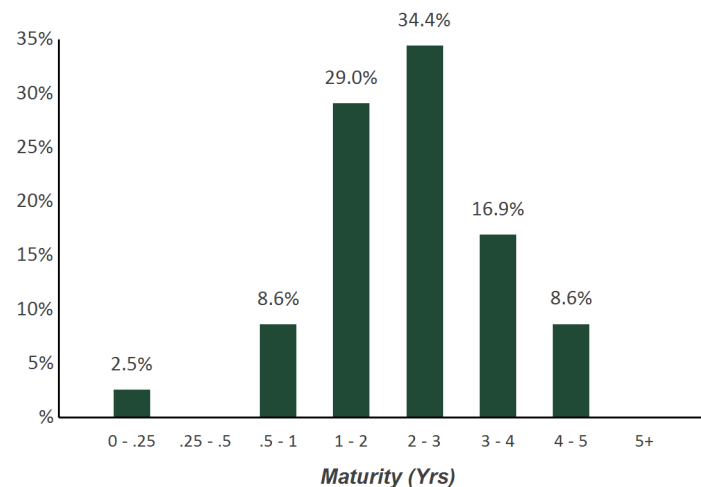
TOP ISSUERS

Government of United States	97.5%
AIM STIT-Treasury Portfolio	2.5%
Total	100.0%


SECTOR ALLOCATION



MATURITY DISTRIBUTION



CREDIT QUALITY (S&P)



PERFORMANCE REVIEW

TOTAL RATE OF RETURN	1M	3M	YTD	1YR	Annualized				6/30/2009
					2YRS	3YRS	5YRS	10YRS	
Brea 2009 Water Revenue Bond Reserve Fund	0.43%	0.31%	0.32%	0.31%	0.56%	0.68%	1.00%	N/A	2.10%
ICE BAML 3-Month US Treasury Bill Index	0.21%	0.53%	1.69%	1.80%	1.29%	0.97%	0.59%	N/A	0.37%



BOOK VALUE RECONCILIATION		
BEGINNING BOOK VALUE		\$1,939,984.96
<u>Acquisition</u>		
+ Security Purchases	\$0.00	
+ Money Market Fund Purchases	\$2,902.46	
+ Money Market Contributions	\$0.00	
+ Security Contributions	\$0.00	
+ Security Transfers	\$0.00	
Total Acquisitions		\$2,902.46
<u>Dispositions</u>		
- Security Sales	\$0.00	
- Money Market Fund Sales	\$0.00	
- MMF Withdrawals	\$0.00	
- Security Withdrawals	\$0.00	
- Security Transfers	\$0.00	
- Other Dispositions	\$0.00	
- Maturities	\$0.00	
- Calls	\$0.00	
- Principal Paydowns	\$0.00	
Total Dispositions		\$0.00
<u>Amortization/Accretion</u>		
+/- Net Accretion	(\$585.77)	
		(\$585.77)
<u>Gain/Loss on Dispositions</u>		
+/- Realized Gain/Loss	\$0.00	
		\$0.00
ENDING BOOK VALUE		\$1,942,301.65

CASH TRANSACTION SUMMARY		
BEGINNING BALANCE		\$44,807.51
<u>Acquisition</u>		
Contributions	\$0.00	
Security Sale Proceeds	\$0.00	
Accrued Interest Received	\$0.00	
Interest Received	\$2,837.50	
Dividend Received	\$64.96	
Principal on Maturities	\$0.00	
Interest on Maturities	\$0.00	
Calls/Redemption (Principal)	\$0.00	
Interest from Calls/Redemption	\$0.00	
Principal Paydown	\$0.00	
Total Acquisitions	\$2,902.46	
<u>Dispositions</u>		
Withdrawals	\$0.00	
Security Purchase	\$0.00	
Accrued Interest Paid	\$0.00	
Total Dispositions	\$0.00	
ENDING BOOK VALUE		\$47,709.97



CUSIP	Security Description	Par Value/Units	Purchase Date Book Yield	Cost Value Book Value	Mkt Price Mkt YTM	Market Value Accrued Int.	% of Port. Gain/Loss	Moody/S&P Fitch	Maturity Duration
MONEY MARKET FUND FI									
825252109	Invesco Treasury MMFD Private Class	47,709.97	Various 0.60%	47,709.97 47,709.97	1.00 0.60%	47,709.97 0.00	2.51% 0.00	Aaa / AAA AAA	0.00 0.00
Total Money Market Fund FI		47,709.97	0.60%	47,709.97 47,709.97	0.60%	47,709.97 0.00	2.51% 0.00	Aaa / AAA AAA	0.00 0.00
US TREASURY									
912828G61	US Treasury Note 1.5% Due 11/30/2019	165,000.00	08/24/2016 0.92%	168,081.41 165,940.97	98.77 2.75%	162,976.11 6.80	8.59% (2,964.86)	Aaa / AA+ AAA	1.00 0.98
912828UQ1	US Treasury Note 1.25% Due 2/29/2020	135,000.00	Various 1.60%	132,834.83 134,432.60	98.13 2.78%	132,474.02 428.87	7.01% (1,958.58)	Aaa / AA+ AAA	1.25 1.22
912828UV0	US Treasury Note 1.125% Due 3/31/2020	100,000.00	05/07/2015 1.57%	97,930.02 99,437.67	97.84 2.79%	97,839.80 191.62	5.17% (1,597.87)	Aaa / AA+ AAA	1.33 1.31
912828XM7	US Treasury Note 1.625% Due 7/31/2020	165,000.00	08/24/2016 1.03%	168,796.84 166,607.58	98.06 2.82%	161,803.13 896.18	8.58% (4,804.45)	Aaa / AA+ AAA	1.67 1.62
912828WC0	US Treasury Note 1.75% Due 10/31/2020	160,000.00	Various 1.46%	161,991.55 160,867.23	98.00 2.83%	156,806.24 239.78	8.28% (4,060.99)	Aaa / AA+ AAA	1.92 1.86
912828A83	US Treasury Note 2.375% Due 12/31/2020	165,000.00	08/24/2016 1.08%	174,062.66 169,340.27	99.11 2.82%	163,530.51 1,639.91	8.71% (5,809.76)	Aaa / AA+ AAA	2.09 2.00
912828B90	US Treasury Note 2% Due 2/28/2021	165,000.00	08/24/2016 1.10%	171,516.76 168,242.56	98.21 2.82%	162,054.42 838.67	8.59% (6,188.14)	Aaa / AA+ AAA	2.25 2.17
912828WN6	US Treasury Note 2% Due 5/31/2021	160,000.00	Various 1.04%	167,290.77 163,742.59	98.00 2.83%	156,806.24 8.79	8.27% (6,936.35)	Aaa / AA+ AAA	2.50 2.42
912828F21	US Treasury Note 2.125% Due 9/30/2021	170,000.00	10/27/2016 1.38%	175,983.77 173,441.17	98.07 2.84%	166,726.14 615.32	8.82% (6,715.03)	Aaa / AA+ AAA	2.84 2.72
912828J43	US Treasury Note 1.75% Due 2/28/2022	165,000.00	04/24/2017 1.84%	164,349.58 164,564.30	96.63 2.84%	159,431.25 733.84	8.44% (5,133.05)	Aaa / AA+ AAA	3.25 3.11
912828L24	US Treasury Note 1.875% Due 8/31/2022	165,000.00	09/18/2017 1.84%	165,284.15 165,215.27	96.52 2.86%	159,257.18 786.26	8.44% (5,958.09)	Aaa / AA+ AAA	3.75 3.57

Holdings Report

As of November 30, 2018



CUSIP	Security Description	Par Value/Units	Purchase Date Book Yield	Cost Value Book Value	Mkt Price Mkt YTM	Market Value Accrued Int.	% of Port. Gain/Loss	Moody/S&P Fitch	Maturity Duration
US TREASURY									
9128284D9	US Treasury Note 2.5% Due 3/31/2023	165,000.00	06/13/2018 2.84%	162,518.55 162,759.47	98.57 2.85%	162,641.00 702.61	8.61% (118.47)	Aaa / AA+ AAA	4.33 4.06
Total US Treasury		1,880,000.00	1.46%	1,910,640.89 1,894,591.68	2.82%	1,842,346.04 7,088.65	97.49% (52,245.64)	Aaa / AA+ AAA	2.40 2.30
TOTAL PORTFOLIO		1,927,709.97	1.44%	1,958,350.86 1,942,301.65	2.77%	1,890,056.01 7,088.65	100.00% (52,245.64)	Aaa / AA+ AAA	2.34 2.24
TOTAL MARKET VALUE PLUS ACCRUED						1,897,144.66			

Portfolio Summary

As of November 30, 2018



PORTFOLIO CHARACTERISTICS

Average Modified Duration	2.44
Average Coupon	1.85%
Average Purchase YTM	1.55%
Average Market YTM	2.77%
Average S&P/Moody Rating	AA+/Aaa
Average Final Maturity	2.55 yrs
Average Life	2.55 yrs

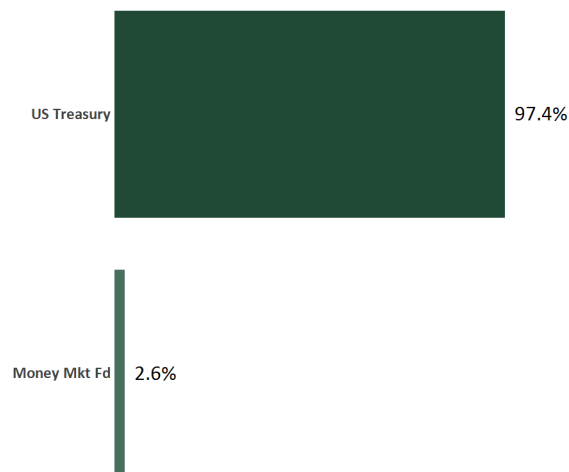
ACCOUNT SUMMARY

	Beg. Values as of 10/31/18	End Values as of 11/30/18
Market Value	1,326,609	1,331,799
Accrued Interest	4,975	6,013
Total Market Value	1,331,584	1,337,812
Income Earned	1,828	1,783
Cont/WD		0
Par	1,359,110	1,360,168
Book Value	1,367,395	1,368,140
Cost Value	1,375,918	1,376,976

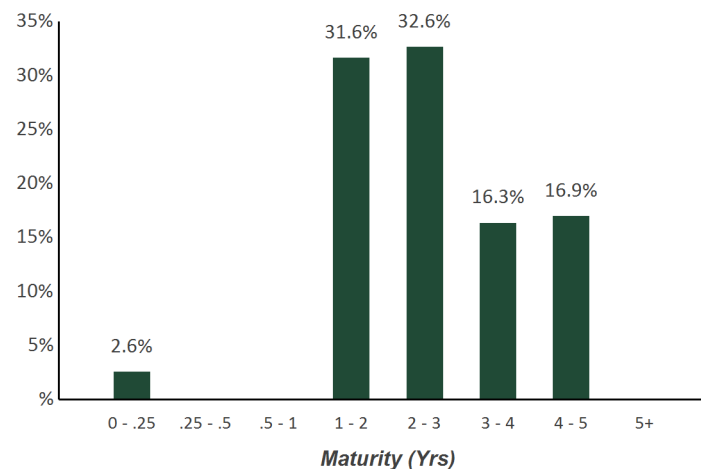
TOP ISSUERS

Government of United States	97.4%
AIM STIT-Treasury Portfolio	2.6%
Total	100.0%


SECTOR ALLOCATION



MATURITY DISTRIBUTION



CREDIT QUALITY (S&P)



PERFORMANCE REVIEW

TOTAL RATE OF RETURN	1M	3M	YTD	1YR	Annualized				
					2YRS	3YRS	5YRS	10YRS	5/31/2010
Brea Water Revenue Bonds, Series B, Reserve Account	0.47%	0.30%	0.22%	0.21%	0.51%	0.65%	0.98%	N/A	1.71%
ICE BAML 3-Month US Treasury Bill Index	0.21%	0.53%	1.69%	1.80%	1.29%	0.97%	0.59%	N/A	0.39%

Reconciliation Summary

As of November 30, 2018



BOOK VALUE RECONCILIATION		
BEGINNING BOOK VALUE		\$1,367,395.21
<u>Acquisition</u>		
+ Security Purchases	\$0.00	
+ Money Market Fund Purchases	\$1,058.41	
+ Money Market Contributions	\$0.00	
+ Security Contributions	\$0.00	
+ Security Transfers	\$0.00	
Total Acquisitions		\$1,058.41
<u>Dispositions</u>		
- Security Sales	\$0.00	
- Money Market Fund Sales	\$0.00	
- MMF Withdrawals	\$0.00	
- Security Withdrawals	\$0.00	
- Security Transfers	\$0.00	
- Other Dispositions	\$0.00	
- Maturities	\$0.00	
- Calls	\$0.00	
- Principal Paydowns	\$0.00	
Total Dispositions		\$0.00
<u>Amortization/Accretion</u>		
+/- Net Accretion	(\$313.48)	
		(\$313.48)
<u>Gain/Loss on Dispositions</u>		
+/- Realized Gain/Loss	\$0.00	
		\$0.00
ENDING BOOK VALUE		\$1,368,140.14

CASH TRANSACTION SUMMARY		
BEGINNING BALANCE		\$33,110.00
<u>Acquisition</u>		
Contributions	\$0.00	
Security Sale Proceeds	\$0.00	
Accrued Interest Received	\$0.00	
Interest Received	\$1,010.00	
Dividend Received	\$48.41	
Principal on Maturities	\$0.00	
Interest on Maturities	\$0.00	
Calls/Redemption (Principal)	\$0.00	
Interest from Calls/Redemption	\$0.00	
Principal Paydown	\$0.00	
Total Acquisitions	\$1,058.41	
<u>Dispositions</u>		
Withdrawals	\$0.00	
Security Purchase	\$0.00	
Accrued Interest Paid	\$0.00	
Total Dispositions	\$0.00	
ENDING BOOK VALUE		\$34,168.41

Holdings Report

As of November 30, 2018



CUSIP	Security Description	Par Value/Units	Purchase Date Book Yield	Cost Value Book Value	Mkt Price Mkt YTM	Market Value Accrued Int.	% of Port. Gain/Loss	Moody/S&P Fitch	Maturity Duration
MONEY MARKET FUND FI									
825252109	Invesco Treasury MMFD Private Class	34,168.41	Various 0.60%	34,168.41 34,168.41	1.00 0.60%	34,168.41 0.00	2.55% 0.00	Aaa / AAA AAA	0.00 0.00
Total Money Market Fund FI		34,168.41	0.60%	34,168.41 34,168.41	0.60%	34,168.41 0.00	2.55% 0.00	Aaa / AAA AAA	0.00 0.00
US TREASURY									
912828UQ1	US Treasury Note 1.25% Due 2/29/2020	112,000.00	Various 1.40%	111,138.03 111,793.72	98.13 2.78%	109,904.38 355.80	8.24% (1,889.34)	Aaa / AA+ AAA	1.25 1.22
912828UV0	US Treasury Note 1.125% Due 3/31/2020	115,000.00	Various 1.47%	113,111.52 114,496.62	97.84 2.79%	112,515.77 220.36	8.43% (1,980.85)	Aaa / AA+ AAA	1.33 1.31
912828XM7	US Treasury Note 1.625% Due 7/31/2020	115,000.00	08/24/2016 1.03%	117,646.28 116,120.43	98.06 2.82%	112,771.88 624.61	8.48% (3,348.55)	Aaa / AA+ AAA	1.67 1.62
912828WC0	US Treasury Note 1.75% Due 10/31/2020	88,000.00	11/04/2015 1.63%	88,488.42 88,187.65	98.00 2.83%	86,243.43 131.88	6.46% (1,944.22)	Aaa / AA+ AAA	1.92 1.86
912828A83	US Treasury Note 2.375% Due 12/31/2020	115,000.00	08/24/2016 1.08%	121,316.40 118,025.03	99.11 2.82%	113,975.81 1,142.97	8.61% (4,049.22)	Aaa / AA+ AAA	2.09 2.00
912828B90	US Treasury Note 2% Due 2/28/2021	115,000.00	08/24/2016 1.10%	119,541.99 117,259.97	98.21 2.82%	112,947.02 584.53	8.49% (4,312.95)	Aaa / AA+ AAA	2.25 2.17
912828WN6	US Treasury Note 2% Due 5/31/2021	101,000.00	Various 1.03%	105,664.79 103,389.85	98.00 2.83%	98,983.94 5.55	7.40% (4,405.91)	Aaa / AA+ AAA	2.50 2.42
912828F21	US Treasury Note 2.125% Due 9/30/2021	110,000.00	10/27/2016 1.38%	113,871.85 112,226.64	98.07 2.84%	107,881.62 398.15	8.09% (4,345.02)	Aaa / AA+ AAA	2.84 2.72
912828J43	US Treasury Note 1.75% Due 2/28/2022	110,000.00	04/24/2017 1.84%	109,566.38 109,709.53	96.63 2.84%	106,287.50 489.23	7.98% (3,422.03)	Aaa / AA+ AAA	3.25 3.11
912828L24	US Treasury Note 1.875% Due 8/31/2022	115,000.00	09/18/2017 1.84%	115,198.04 115,150.04	96.52 2.86%	110,997.43 548.00	8.34% (4,152.61)	Aaa / AA+ AAA	3.75 3.57
912828N30	US Treasury Note 2.125% Due 12/31/2022	115,000.00	01/09/2018 2.31%	113,993.75 114,173.83	97.19 2.86%	111,765.63 1,022.66	8.43% (2,408.20)	Aaa / AA+ AAA	4.09 3.84

Holdings Report
As of November 30, 2018

CUSIP	Security Description	Par Value/Units	Purchase Date Book Yield	Cost Value Book Value	Mkt Price Mkt YTM	Market Value Accrued Int.	% of Port. Gain/Loss	Moody/S&P Fitch	Maturity Duration
US TREASURY									
9128284D9	US Treasury Note 2.5% Due 3/31/2023	115,000.00	06/13/2018 2.84%	113,270.51 113,438.42	98.57 2.85%	113,355.85 489.70	8.51% (82.57)	Aaa / AA+ AAA	4.33 4.06
Total US Treasury		1,326,000.00	1.58%	1,342,807.96 1,333,971.73	2.83%	1,297,630.26 6,013.44	97.45% (36,341.47)	Aaa / AA+ AAA	2.62 2.50
TOTAL PORTFOLIO		1,360,168.41	1.55%	1,376,976.37 1,368,140.14	2.77%	1,331,798.67 6,013.44	100.00% (36,341.47)	Aaa / AA+ AAA	2.55 2.44
TOTAL MARKET VALUE PLUS ACCRUED						1,337,812.11			



PORTFOLIO CHARACTERISTICS

Average Modified Duration	2.47
Average Coupon	1.87%
Average Purchase YTM	1.56%
Average Market YTM	2.78%
Average S&P/Moody Rating	AA+/Aaa
Average Final Maturity	2.58 yrs
Average Life	2.58 yrs

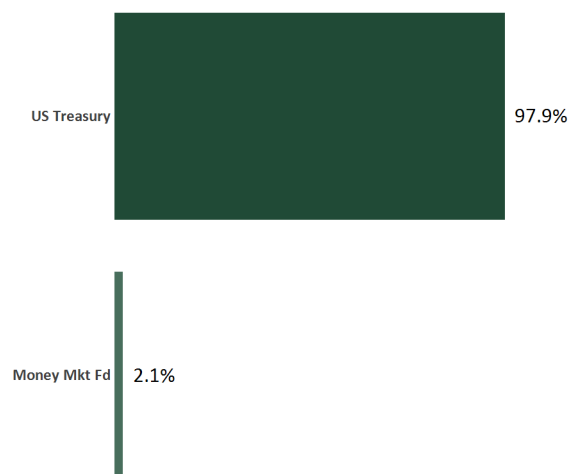
ACCOUNT SUMMARY

	Beg. Values as of 10/31/18	End Values as of 11/30/18
Market Value	257,949	258,967
Accrued Interest	955	1,159
Total Market Value	258,904	260,126
Income Earned	356	347
Cont/WD		0
Par	264,323	264,531
Book Value	266,066	266,209
Cost Value	267,777	267,984

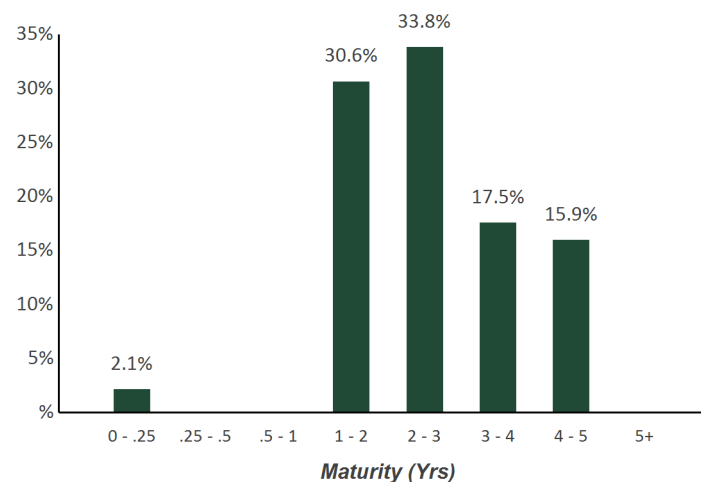
TOP ISSUERS

Government of United States	97.9%
AIM STIT-Treasury Portfolio	2.1%
Total	100.0%


SECTOR ALLOCATION



MATURITY DISTRIBUTION



CREDIT QUALITY (S&P)



PERFORMANCE REVIEW

TOTAL RATE OF RETURN	1M	3M	YTD	1YR	Annualized				
					2YRS	3YRS	5YRS	10YRS	5/31/2010
Brea Lease Revenue Bonds, Reserve Account	0.47%	0.30%	0.21%	0.19%	0.50%	0.63%	0.98%	N/A	1.73%
ICE BAML 3-Month US Treasury Bill Index	0.21%	0.53%	1.69%	1.80%	1.29%	0.97%	0.59%	N/A	0.39%



BOOK VALUE RECONCILIATION		
BEGINNING BOOK VALUE		\$266,065.78
<u>Acquisition</u>		
+ Security Purchases	\$0.00	
+ Money Market Fund Purchases	\$207.66	
+ Money Market Contributions	\$0.00	
+ Security Contributions	\$0.00	
+ Security Transfers	\$0.00	
Total Acquisitions		\$207.66
<u>Dispositions</u>		
- Security Sales	\$0.00	
- Money Market Fund Sales	\$0.00	
- MMF Withdrawals	\$0.00	
- Security Withdrawals	\$0.00	
- Security Transfers	\$0.00	
- Other Dispositions	\$0.00	
- Maturities	\$0.00	
- Calls	\$0.00	
- Principal Paydowns	\$0.00	
Total Dispositions		\$0.00
<u>Amortization/Accretion</u>		
+/- Net Accretion	(\$64.04)	
		(\$64.04)
<u>Gain/Loss on Dispositions</u>		
+/- Realized Gain/Loss	\$0.00	
		\$0.00
ENDING BOOK VALUE		\$266,209.40

CASH TRANSACTION SUMMARY		
BEGINNING BALANCE		\$5,323.22
<u>Acquisition</u>		
Contributions	\$0.00	
Security Sale Proceeds	\$0.00	
Accrued Interest Received	\$0.00	
Interest Received	\$200.00	
Dividend Received	\$7.66	
Principal on Maturities	\$0.00	
Interest on Maturities	\$0.00	
Calls/Redemption (Principal)	\$0.00	
Interest from Calls/Redemption	\$0.00	
Principal Paydown	\$0.00	
Total Acquisitions	\$207.66	
<u>Dispositions</u>		
Withdrawals	\$0.00	
Security Purchase	\$0.00	
Accrued Interest Paid	\$0.00	
Total Dispositions	\$0.00	
ENDING BOOK VALUE		\$5,530.88

Holdings Report

As of November 30, 2018



CUSIP	Security Description	Par Value/Units	Purchase Date Book Yield	Cost Value Book Value	Mkt Price Mkt YTM	Market Value Accrued Int.	% of Port. Gain/Loss	Moody/S&P Fitch	Maturity Duration
MONEY MARKET FUND FI									
825252109	Invesco Treasury MMFD Private Class	5,530.88	Various 0.60%	5,530.88 5,530.88	1.00 0.60%	5,530.88 0.00	2.13% 0.00	Aaa / AAA AAA	0.00 0.00
Total Money Market Fund FI		5,530.88	0.60%	5,530.88 5,530.88	0.60%	5,530.88 0.00	2.13% 0.00	Aaa / AAA AAA	0.00 0.00
US TREASURY									
912828UQ1	US Treasury Note 1.25% Due 2/29/2020	20,000.00	Various 1.59%	19,688.54 19,918.61	98.13 2.78%	19,625.79 63.53	7.57% (292.82)	Aaa / AA+ AAA	1.25 1.22
912828UV0	US Treasury Note 1.125% Due 3/31/2020	17,000.00	05/07/2015 1.57%	16,648.10 16,904.40	97.84 2.79%	16,632.77 32.58	6.41% (271.63)	Aaa / AA+ AAA	1.33 1.31
912828XM7	US Treasury Note 1.625% Due 7/31/2020	22,000.00	08/24/2016 1.03%	22,506.25 22,214.35	98.06 2.82%	21,573.75 119.49	8.34% (640.60)	Aaa / AA+ AAA	1.67 1.62
912828WC0	US Treasury Note 1.75% Due 10/31/2020	22,000.00	Various 1.45%	22,276.59 22,120.55	98.00 2.83%	21,560.86 32.97	8.30% (559.69)	Aaa / AA+ AAA	1.92 1.86
912828A83	US Treasury Note 2.375% Due 12/31/2020	22,000.00	08/24/2016 1.08%	23,208.35 22,578.70	99.11 2.82%	21,804.07 218.65	8.47% (774.63)	Aaa / AA+ AAA	2.09 2.00
912828B90	US Treasury Note 2% Due 2/28/2021	22,000.00	08/24/2016 1.10%	22,868.90 22,432.34	98.21 2.82%	21,607.26 111.82	8.35% (825.08)	Aaa / AA+ AAA	2.25 2.17
912828WN6	US Treasury Note 2% Due 5/31/2021	20,000.00	07/11/2016 1.01%	20,937.57 20,479.30	98.00 2.83%	19,600.78 1.10	7.54% (878.52)	Aaa / AA+ AAA	2.50 2.42
912828F21	US Treasury Note 2.125% Due 9/30/2021	25,000.00	10/27/2016 1.38%	25,879.97 25,506.06	98.07 2.84%	24,518.55 90.49	9.46% (987.51)	Aaa / AA+ AAA	2.84 2.72
912828J43	US Treasury Note 1.75% Due 2/28/2022	24,000.00	04/24/2017 1.84%	23,905.39 23,936.62	96.63 2.84%	23,190.00 106.74	8.96% (746.62)	Aaa / AA+ AAA	3.25 3.11
912828L24	US Treasury Note 1.875% Due 8/31/2022	23,000.00	09/18/2017 1.84%	23,039.61 23,030.01	96.52 2.86%	22,199.49 109.60	8.58% (830.52)	Aaa / AA+ AAA	3.75 3.57
912828N30	US Treasury Note 2.125% Due 12/31/2022	20,000.00	01/09/2018 2.31%	19,825.00 19,856.32	97.19 2.86%	19,437.50 177.85	7.54% (418.82)	Aaa / AA+ AAA	4.09 3.84

Holdings Report

As of November 30, 2018



CUSIP	Security Description	Par Value/Units	Purchase Date Book Yield	Cost Value Book Value	Mkt Price Mkt YTM	Market Value Accrued Int.	% of Port. Gain/Loss	Moody/S&P Fitch	Maturity Duration
US TREASURY									
9128284D9	US Treasury Note 2.5% Due 3/31/2023	22,000.00	06/13/2018 2.84%	21,669.14 21,701.26	98.57 2.85%	21,685.47 93.68	8.37% (15.79)	Aaa / AA+ AAA	4.33 4.06
Total US Treasury		259,000.00	1.58%	262,453.41 260,678.52	2.83%	253,436.29 1,158.50	97.87% (7,242.23)	Aaa / AA+ AAA	2.64 2.52
TOTAL PORTFOLIO		264,530.88	1.56%	267,984.29 266,209.40	2.78%	258,967.17 1,158.50	100.00% (7,242.23)	Aaa / AA+ AAA	2.58 2.47
TOTAL MARKET VALUE PLUS ACCRUED						260,125.67			

Portfolio Summary

As of November 30, 2018



PORTFOLIO CHARACTERISTICS

Average Modified Duration	2.70
Average Coupon	1.92%
Average Purchase YTM	2.64%
Average Market YTM	2.76%
Average S&P/Moody Rating	AA+/Aaa
Average Final Maturity	2.84 yrs
Average Life	2.84 yrs

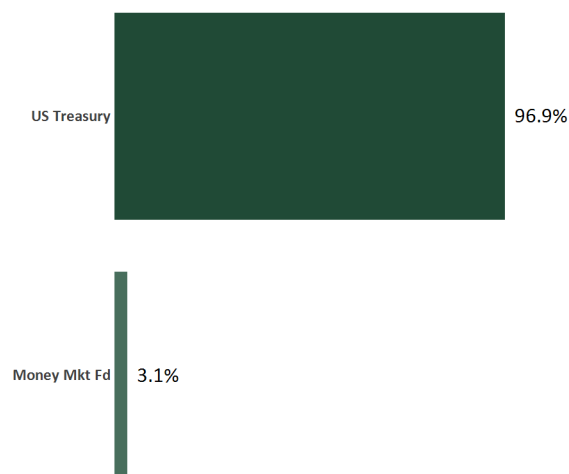
ACCOUNT SUMMARY

	Beg. Values as of 10/31/18	End Values as of 11/30/18
Market Value	664,076	666,462
Accrued Interest	2,119	3,184
Total Market Value	666,195	669,646
Income Earned	1,527	1,487
Cont/WD		0
Par	681,014	681,050
Book Value	667,946	668,368
Cost Value	666,177	666,213

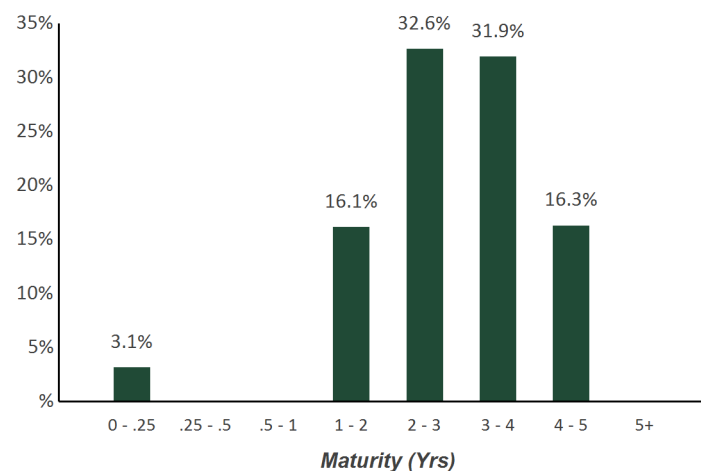
TOP ISSUERS

Government of United States	96.9%
AIM STIT-Treasury Portfolio	3.1%
Total	100.0%


SECTOR ALLOCATION



MATURITY DISTRIBUTION



CREDIT QUALITY (S&P)



PERFORMANCE REVIEW

TOTAL RATE OF RETURN	1M	3M	YTD	1YR	Annualized				
					2YRS	3YRS	5YRS	10YRS	6/30/2018
Brea CFD 2008 2 17 Reserve Fund	0.52%	0.29%	N/A	N/A	N/A	N/A	N/A	N/A	N/A
ICE BAML 3-5 Yr US Treasury/Agency Index	0.68%	0.25%	N/A	N/A	N/A	N/A	N/A	N/A	N/A



BOOK VALUE RECONCILIATION		
BEGINNING BOOK VALUE		\$667,945.63
<u>Acquisition</u>		
+ Security Purchases	\$0.00	
+ Money Market Fund Purchases	\$36.71	
+ Money Market Contributions	\$0.00	
+ Security Contributions	\$0.00	
+ Security Transfers	\$0.00	
Total Acquisitions		\$36.71
<u>Dispositions</u>		
- Security Sales	\$0.00	
- Money Market Fund Sales	\$0.00	
- MMF Withdrawals	\$0.00	
- Security Withdrawals	\$0.00	
- Security Transfers	\$0.00	
- Other Dispositions	\$0.00	
- Maturities	\$0.00	
- Calls	\$0.00	
- Principal Paydowns	\$0.00	
Total Dispositions		\$0.00
<u>Amortization/Accretion</u>		
+/- Net Accretion	\$385.69	
		\$385.69
<u>Gain/Loss on Dispositions</u>		
+/- Realized Gain/Loss	\$0.00	
		\$0.00
ENDING BOOK VALUE		\$668,368.03

CASH TRANSACTION SUMMARY		
BEGINNING BALANCE		\$21,013.71
<u>Acquisition</u>		
Contributions	\$0.00	
Security Sale Proceeds	\$0.00	
Accrued Interest Received	\$0.00	
Interest Received	\$0.00	
Dividend Received	\$36.71	
Principal on Maturities	\$0.00	
Interest on Maturities	\$0.00	
Calls/Redemption (Principal)	\$0.00	
Interest from Calls/Redemption	\$0.00	
Principal Paydown	\$0.00	
Total Acquisitions	\$36.71	
<u>Dispositions</u>		
Withdrawals	\$0.00	
Security Purchase	\$0.00	
Accrued Interest Paid	\$0.00	
Total Dispositions	\$0.00	
ENDING BOOK VALUE		\$21,050.42

Holdings Report

As of November 30, 2018



CUSIP	Security Description	Par Value/Units	Purchase Date Book Yield	Cost Value Book Value	Mkt Price Mkt YTM	Market Value Accrued Int.	% of Port. Gain/Loss	Moody/S&P Fitch	Maturity Duration
MONEY MARKET FUND FI									
825252109	Invesco Treasury MMFD Private Class	21,050.42	Various 0.60%	21,050.42 21,050.42	1.00 0.60%	21,050.42 0.00	3.14% 0.00	Aaa / AAA AAA	0.00 0.00
Total Money Market Fund FI		21,050.42	0.60%	21,050.42 21,050.42	0.60%	21,050.42 0.00	3.14% 0.00	Aaa / AAA AAA	0.00 0.00
US TREASURY									
912828UV0	US Treasury Note 1.125% Due 3/31/2020	110,000.00	06/13/2018 2.57%	107,232.81 107,949.92	97.84 2.79%	107,623.78 210.78	16.10% (326.14)	Aaa / AA+ AAA	1.33 1.31
912828A83	US Treasury Note 2.375% Due 12/31/2020	110,000.00	06/28/2018 2.58%	109,467.19 109,557.35	99.11 2.82%	109,020.34 1,093.27	16.44% (537.01)	Aaa / AA+ AAA	2.09 2.00
912828F21	US Treasury Note 2.125% Due 9/30/2021	110,000.00	06/28/2018 2.64%	108,242.58 108,471.68	98.07 2.84%	107,881.62 398.15	16.17% (590.06)	Aaa / AA+ AAA	2.84 2.72
912828J43	US Treasury Note 1.75% Due 2/28/2022	110,000.00	06/13/2018 2.79%	105,986.72 106,490.23	96.63 2.84%	106,287.50 489.23	15.95% (202.73)	Aaa / AA+ AAA	3.25 3.11
912828L24	US Treasury Note 1.875% Due 8/31/2022	110,000.00	06/13/2018 2.82%	105,887.89 106,342.12	96.52 2.86%	106,171.45 524.17	15.93% (170.67)	Aaa / AA+ AAA	3.75 3.57
9128284D9	US Treasury Note 2.5% Due 3/31/2023	110,000.00	06/13/2018 2.84%	108,345.70 108,506.31	98.57 2.85%	108,427.33 468.41	16.26% (78.98)	Aaa / AA+ AAA	4.33 4.06
Total US Treasury		660,000.00	2.70%	645,162.89 647,317.61	2.83%	645,412.02 3,184.01	96.86% (1,905.59)	Aaa / AA+ AAA	2.93 2.79
TOTAL PORTFOLIO		681,050.42	2.64%	666,213.31 668,368.03	2.76%	666,462.44 3,184.01	100.00% (1,905.59)	Aaa / AA+ AAA	2.84 2.70
TOTAL MARKET VALUE PLUS ACCRUED						669,646.45			

City of Brea

COUNCIL COMMUNICATION

FROM: Bill Gallardo, City Manager

DATE: 01/15/2019

SUBJECT: December 21 & 24, 2018 and January 4 & 11, 2019 City Check Registers -
Receive and file.

Attachments

12-21-18 City Check Register

12-24-18 City Check Register

01-04-19 City Check Register

01-11-19 City Check Register

City Check Register for: Dec 21, 2018

Check #	Vendor Name	Check Date	Vendor #	Budget Unit	Description	Amount
179570	123 SECURITY PRODUCTS	12/21/2018	27955	231	AXIS NETWORK CAMERA	(\$580.97)
		12/21/2018	27955	231212141	AXIS NETWORK CAMERA	\$8,115.18
123 SECURITY PRODUCTS					Total Check Amount:	\$7,534.21
179571	AQUATIC TECHNOLOGIES	12/21/2018	22281	830	DEPOSIT:967 MORGAN	\$250.00
		12/21/2018	22281	830	DEPOSIT:CAL ATLANTIC	\$250.00
AQUATIC TECHNOLOGIES					Total Check Amount:	\$500.00
179572	BLUE FOUNTAIN POOLS	12/21/2018	19463	830	DEPOSIT:599 MENDRIN	\$250.00
BLUE FOUNTAIN POOLS					Total Check Amount:	\$250.00
179573	BMLA INCORPORATED	12/21/2018	28095	510707936	LAMBERT MEDIAN DESIGN	\$560.00
BMLA INCORPORATED					Total Check Amount:	\$560.00
179574	BROOKER ASSOCIATES	12/21/2018	25999	830	DEPOSIT:713 STEHLIK	\$250.00
BROOKER ASSOCIATES					Total Check Amount:	\$250.00
179575	CALIF BUILDING STANDARDS COMMISSION	12/21/2018	20578	110	GRNBLDG FEES 18/19 Q1	\$1,310.00
		12/21/2018	20578	110000000	10% DISC 18/19 Q1	(\$131.00)
CALIF BUILDING STANDARDS COMMISSION					Total Check Amount:	\$1,179.00
179576	CALIF FORENSIC PHLEBOTOMY INC.	12/21/2018	4488	110212131	BLOOD TESTS NOV18	\$2,033.00
CALIF FORENSIC PHLEBOTOMY INC.					Total Check Amount:	\$2,033.00
179577	CALIFORNIA POOLS AND SPAS	12/21/2018	17367	830	DEPOSIT:B17-337 RUIZ	\$250.00
CALIFORNIA POOLS AND SPAS					Total Check Amount:	\$250.00
179578	CINTAS	12/21/2018	24347	110404211	BCC FRST AID SUPPLIES	\$70.44
CINTAS					Total Check Amount:	\$70.44
179579	CITY OF FULLERTON	12/21/2018	12001	110222211	SHRDCMND 6/30-10/5/18	\$130,159.23
		12/21/2018	12001	110222221	SHRDCMND 6/30-10/5/18	\$80,131.02
		12/21/2018	12001	110222223	SHRDCMND 6/30-10/5/18	\$475.35
		12/21/2018	12001	110222231	SHRDCMND 6/30-10/5/18	\$1,207.50
CITY OF FULLERTON					Total Check Amount:	\$211,973.10
179580	FRED CORRELL	12/21/2018	28159	110000000	CITATION REFUND	\$281.00
FRED CORRELL					Total Check Amount:	\$281.00
179581	ANTHONY AND/OR RITA COSTELLO	12/21/2018	27725	420000000	CLOSED WATER ACCOUNT	\$27.49
ANTHONY AND/OR RITA COSTELLO					Total Check Amount:	\$27.49
179582	COUNTY OF ORANGE	12/21/2018	4799	110212122	PRKNG CITATIONS NOV18	\$11,685.00
COUNTY OF ORANGE					Total Check Amount:	\$11,685.00
179583	GARY JAMES CUMMINS	12/21/2018	28157	110000000	CITATION REFUND	\$281.00
GARY JAMES CUMMINS					Total Check Amount:	\$281.00
179584	DONALD F. CUNNINGHAM, JR.	12/21/2018	28160	110000000	CITATION REFUND	\$281.00
DONALD F. CUNNINGHAM, JR.					Total Check Amount:	\$281.00
179585	DENNIS CUYA	12/21/2018	28155	110000000	CITATION REFUND	\$38.00
DENNIS CUYA					Total Check Amount:	\$38.00
179586	DEPARTMENT OF CONSERVATION	12/21/2018	2278	110	STRONG MOTION 1819 Q1	\$4,799.79

City Check Register for: Dec 21, 2018

Check #	Vendor Name	Check Date	Vendor #	Budget Unit	Description	Amount
179586	DEPARTMENT OF CONSERVATION	12/21/2018	2278	110000000	5% 18/19 1ST QTR FEES	(\$239.99)
DEPARTMENT OF CONSERVATION					Total Check Amount:	\$4,559.80
179587	DEPARTMENT OF INDUSTRIAL RELATIONS	12/21/2018	21957	470141483	7131:18/19 ASSESSMENT	\$50,211.86
DEPARTMENT OF INDUSTRIAL RELATIONS					Total Check Amount:	\$50,211.86
179588	SOUTHERN CALIFORNIA EDISON	12/21/2018	3343	490515151	ELECTRICITY NOV/DEC18	\$6,296.09
SOUTHERN CALIFORNIA EDISON					Total Check Amount:	\$6,296.09
179589	F M POOL CONSTRUCTION INC	12/21/2018	25247	830	DEPOSIT:SEBASTIAN HO	\$250.00
F M POOL CONSTRUCTION INC					Total Check Amount:	\$250.00
179590	THE GAS COMPANY	12/21/2018	3749	420515131	GAS NOV/DEC2018	\$14.79
THE GAS COMPANY					Total Check Amount:	\$14.79
179591	JOHN HILL	12/21/2018	28039	420000000	CLOSED WATER ACCOUNT	\$169.43
JOHN HILL					Total Check Amount:	\$169.43
179592	ANTONIA HOTARD	12/21/2018	20318	420000000	CLOSED WATER ACCOUNT	\$80.00
ANTONIA HOTARD					Total Check Amount:	\$80.00
179593	WILLIAM A. HUDSON	12/21/2018	28153	110404541	WTRCOLOR/CASEIN WKSHP	\$299.25
WILLIAM A. HUDSON					Total Check Amount:	\$299.25
179594	J D C CONCRETE	12/21/2018	28125	830	DEPOSIT:MATTHEWS	\$250.00
J D C CONCRETE					Total Check Amount:	\$250.00
179595	JOHN AND/OR ODALYS LABORDE	12/21/2018	28156	110000000	CITATION REFUND	\$281.00
JOHN AND/OR ODALYS LABORDE					Total Check Amount:	\$281.00
179596	LIMBACH COMPANY LP	12/21/2018	21671	490515151	REPAIR AH2 @ CCC	\$1,084.81
LIMBACH COMPANY LP					Total Check Amount:	\$1,084.81
179597	MCPEEK'S DODGE OF ANAHEIM	12/21/2018	22049	480515161	AIR TEMP SENSOR	\$16.44
MCPEEK'S DODGE OF ANAHEIM					Total Check Amount:	\$16.44
179598	MEDPOST URGENT CARE - BREA	12/21/2018	27547	110141481	HR MED SVCS OCT 2018	\$460.00
MEDPOST URGENT CARE - BREA					Total Check Amount:	\$460.00
179599	ILONA MISSAKIAN	12/21/2018	28161	110	RENTAL DEPOSIT REFUND	\$500.00
ILONA MISSAKIAN					Total Check Amount:	\$500.00
179600	JOSE AND/OR BERTHA MORENO	12/21/2018	20424	420000000	CLOSED WATER ACCOUNT	\$100.00
JOSE AND/OR BERTHA MORENO					Total Check Amount:	\$100.00
179601	DANIEL E AND/OR KAL PAVIOLO	12/21/2018	27992	110	RENTAL DEPOSIT REFUND	\$1,503.00
DANIEL E AND/OR KAL PAVIOLO					Total Check Amount:	\$1,503.00
179602	PERSPECTIVE LANDSCAPING INC	12/21/2018	24650	830	DEPOSIT:129 KOTANI	\$250.00
PERSPECTIVE LANDSCAPING INC					Total Check Amount:	\$250.00
179603	ANDREW PHUNG	12/21/2018	28179	110000000	DEVELOPER FEE REFUND	\$212.00
ANDREW PHUNG					Total Check Amount:	\$212.00
179604	PLUMBING WHOLESALE OUTLET, INC.	12/21/2018	18392	490515151	PIPE PARTS @ CCC	\$49.32
		12/21/2018	18392	490515151	PLUMBING PARTS:SR CTR	\$36.99
		12/21/2018	18392	490515151	SLOAN CLOSET KITS	\$100.06

City Check Register for: Dec 21, 2018

Check #	Vendor Name	Check Date	Vendor #	Budget Unit	Description	Amount
179604	PLUMBING WHOLESALE OUTLET, INC.	12/21/2018	18392	490515151	SYMMONS WASHERS @ BCC	\$108.10
		12/21/2018	18392	490515151	ZURN FAUCETS:SR CTR	\$846.72
PLUMBING WHOLESALE OUTLET, INC.						Total Check Amount: \$1,141.19
179605	PUENTE HILLS FORD	12/21/2018	25742	480515161	SHFT INDCATR ASSEMBLY	\$22.64
PUENTE HILLS FORD						Total Check Amount: \$22.64
179606	ERIN RAYMONDO	12/21/2018	28158	110000000	CITATION REFUND	\$21.00
ERIN RAYMONDO						Total Check Amount: \$21.00
179607	THE REALTY ASSOCIATES FUND X, LP	12/21/2018	24742	420000000	CLOSED WATER ACCOUNT	\$5.97
THE REALTY ASSOCIATES FUND X, LP						Total Check Amount: \$5.97
179608	AUBREY ROCHA-BOUSKILL	12/21/2018	28152	110	HOURLY RENTAL REFUND	\$77.50
		12/21/2018	28152	110	RENTAL DEPOSIT REFUND	\$500.00
AUBREY ROCHA-BOUSKILL						Total Check Amount: \$577.50
179609	DESIREE M. SAFFOLD	12/21/2018	28154	110000000	CITATION REFUND	\$306.00
DESIREE M. SAFFOLD						Total Check Amount: \$306.00
179610	SPARKLETTS	12/21/2018	3001	110141441	5G WTR BOTTLES SEPT18	\$417.14
		12/21/2018	3001	110141441	WTR DISP RENTAL SEP18	\$98.28
		12/21/2018	3001	110141481	WATER BOTTLES AUG18	\$10.38
SPARKLETTS						Total Check Amount: \$525.80
179611	SUNBELT RENTALS, INC.	12/21/2018	17115	490515151	SPOT COOLERS:DISPATCH	\$744.82
SUNBELT RENTALS, INC.						Total Check Amount: \$744.82
179612	UNITED RENTALS NORTHWEST, INC.	12/21/2018	7051	490515151	CHRISTMAS TREE LIFT	\$1,430.06
UNITED RENTALS NORTHWEST, INC.						Total Check Amount: \$1,430.06
179613	VERIZON WIRELESS	12/21/2018	21122	420515131	9819190673 1027-1126	\$38.01
VERIZON WIRELESS						Total Check Amount: \$38.01
179614	XEROX CORPORATION	12/21/2018	3349	110141441	ADDRESS/LABL SW NOV18	\$108.00
		12/21/2018	3349	110141441	BACK COPIER/PRNTR NOV	\$493.54
		12/21/2018	3349	110141441	HI PERF COLOR CPR NOV	\$220.27
		12/21/2018	3349	110141441	HISPEED PRNTR/CPR NOV	\$717.42
		12/21/2018	3349	110141441	PROD COLOR COPIER NOV	\$1,772.68
		12/21/2018	3349	110141441	SOFTWARE MAINT NOV18	\$116.00
XEROX CORPORATION						Total Check Amount: \$3,427.91
Check Subtotal						\$311,972.61
V30840	ADAMSON POLICE PRODUCTS	12/21/2018	4023	110212131	POLICE VESTS	\$4,611.70
ADAMSON POLICE PRODUCTS						Total Check Amount: \$4,611.70
V30841	ALL CITY MANAGEMENT SERVICES INC	12/21/2018	6604	110212132	CRSNG GRDS 11/4-11/17	\$2,951.60
ALL CITY MANAGEMENT SERVICES INC						Total Check Amount: \$2,951.60
V30842	ANAHEIM ICE MANAGEMENT	12/21/2018	15170	110404145	ICE SKATING CLASSES	\$110.00
ANAHEIM ICE MANAGEMENT						Total Check Amount: \$110.00

City Check Register for: Dec 21, 2018

Check #	Vendor Name	Check Date	Vendor #	Budget Unit	Description	Amount
V30843	BAB STEERING HYDRAULICS INC.	12/21/2018	18365	480515161	1201 FRONT BRAKE REPAIR	\$2,149.47
BAB STEERING HYDRAULICS INC.					Total Check Amount:	\$2,149.47
V30844	BEN'S ASPHALT, INC..	12/21/2018	1808	510707442	WTR UTIL REPAIRS 1019	\$24,637.90
BEN'S ASPHALT, INC..					Total Check Amount:	\$24,637.90
V30845	BEST LAWN MOWER SERVICE	12/21/2018	16230	480515161	CHAIN BLADES	\$55.05
		12/21/2018	16230	480515161	EXMARK BLADES	\$97.38
		12/21/2018	16230	480515161	EXMARK CABLE	\$25.97
BEST LAWN MOWER SERVICE					Total Check Amount:	\$178.40
V30846	BILL'S AUTO UPHOLSTERY	12/21/2018	10510	480515161	1006 SEAT REUPHOLSTER	\$595.00
BILL'S AUTO UPHOLSTERY					Total Check Amount:	\$595.00
V30847	BLX GROUP	12/21/2018	21902	875141431	2017 SP TAX REF BONDS	\$2,000.00
BLX GROUP					Total Check Amount:	\$2,000.00
V30848	BREA ELECTRIC COMPANY	12/21/2018	27530	342515112	STREET LIGHT REPAIR	\$622.69
		12/21/2018	27530	343515112	STREET LIGHT REPAIR	\$322.60
		12/21/2018	27530	344515112	STREET LIGHT REPAIR	\$182.50
		12/21/2018	27530	346515112	STREET LIGHT REPAIR	\$332.19
BREA ELECTRIC COMPANY					Total Check Amount:	\$1,459.98
V30849	BRUCE CAMPBELL SAND AND GRAVEL	12/21/2018	21898	110515144	TOP DRESSING	\$1,131.38
BRUCE CAMPBELL SAND AND GRAVEL					Total Check Amount:	\$1,131.38
V30850	C. WELLS PIPELINE MATERIALS INC	12/21/2018	13055	420515131	PLUMBING SUPPLIES	\$867.39
C. WELLS PIPELINE MATERIALS INC					Total Check Amount:	\$867.39
V30851	CANNINGS ACE HARDWARE	12/21/2018	15828	480515161	SHOP SUPPLIES	\$7.57
CANNINGS ACE HARDWARE					Total Check Amount:	\$7.57
V30852	CARRIER CORPORATION	12/21/2018	20023	490515151	CC HVAC/CHILR TWR SVC	\$1,412.00
CARRIER CORPORATION					Total Check Amount:	\$1,412.00
V30853	ANDREW CATOR	12/21/2018	6646	460141474	NOV 2018 MILEAGE	\$174.40
ANDREW CATOR					Total Check Amount:	\$174.40
V30854	COMLOCK SECURITY-GROUP	12/21/2018	13625	490515151	LOCK REPAIRS	\$292.00
COMLOCK SECURITY-GROUP					Total Check Amount:	\$292.00
V30855	CONTROLLED MOTION SOLUTIONS INC	12/21/2018	19789	480515161	VACTOR HOSE REPAIR	\$100.00
CONTROLLED MOTION SOLUTIONS INC					Total Check Amount:	\$100.00
V30856	DANIELS TIRE SERVICE	12/21/2018	3133	480515161	TIRES	\$539.13
DANIELS TIRE SERVICE					Total Check Amount:	\$539.13
V30857	DISPLAY APPEAL	12/21/2018	2287	110212132	NAME PLATES	\$54.95
DISPLAY APPEAL					Total Check Amount:	\$54.95
V30858	ECONOLITE SYSTEMS, INC.	12/21/2018	27147	110515121	EXTRAORD SGNL MNT NOV	\$12,083.09
		12/21/2018	27147	110515121	MO. SIGNAL MNT NOV18	\$2,925.94
ECONOLITE SYSTEMS, INC.					Total Check Amount:	\$15,009.03

City Check Register for: Dec 21, 2018

Check #	Vendor Name	Check Date	Vendor #	Budget Unit	Description	Amount
V30859	GAIL EVERTSEN	12/21/2018	10141	110212111	DEC 2018 MILEAGE	\$21.69
GAIL EVERTSEN						Total Check Amount: \$21.69
V30860	FLEET SERVICES	12/21/2018	5658	480515161	QUICK CONNEC FITTINGS	\$19.57
FLEET SERVICES						Total Check Amount: \$19.57
V30861	DON GOLDEN	12/21/2018	10729	110000000	INSP SVCS 12/6-12/18	\$7,820.05
		12/21/2018	10729	110323242	INSP SVCS 12/6-12/18	\$562.01
DON GOLDEN						Total Check Amount: \$8,382.06
V30862	GRAINGER	12/21/2018	13634	480515161	HOOK & LOOP FASTENERS	\$100.12
		12/21/2018	13634	480515161	WHEEL CHOCKS	\$113.87
GRAINGER						Total Check Amount: \$213.99
V30863	HAAKER EQUIPMENT CO.	12/21/2018	4297	480515161	PARKING LOT SWEEPER	\$102,243.50
HAAKER EQUIPMENT CO.						Total Check Amount: \$102,243.50
V30864	DYLAN HARRIS	12/21/2018	28097	110212121	TRAINING EXPENSES	\$30.39
DYLAN HARRIS						Total Check Amount: \$30.39
V30865	HI SIGN	12/21/2018	4693	490515151	ECON DEV. SIGN CHANGE	\$225.00
		12/21/2018	4693	490515151	INSTL DELIVERIES SIGN	\$183.18
HI SIGN						Total Check Amount: \$408.18
V30866	ITRON, INC.	12/21/2018	3773	420515131	TRANSPONDER	\$4,715.33
ITRON, INC.						Total Check Amount: \$4,715.33
V30867	KWIK KLEEN	12/21/2018	23771	480515161	PARTS WASHER SERVICE	\$150.00
KWIK KLEEN						Total Check Amount: \$150.00
V30868	LEHR	12/21/2018	26035	480515161	1835 CHANGE -OVER	\$1,882.28
		12/21/2018	26035	480515161	COAX CABLE	\$29.55
LEHR						Total Check Amount: \$1,911.83
V30869	LINCOLN AQUATICS	12/21/2018	17902	490515151	VALVE CAP @ PLUNGE	\$6.81
LINCOLN AQUATICS						Total Check Amount: \$6.81
V30870	LONG BEACH BMW	12/21/2018	18120	480515161	BMW TIRES	\$619.21
LONG BEACH BMW						Total Check Amount: \$619.21
V30871	MINER, LTD	12/21/2018	27173	490515151	BCC ROOF HATCH REPAIR	\$2,293.88
		12/21/2018	27173	490515151	DOOR REPAIR:TEEN ZONE	\$291.25
		12/21/2018	27173	490515151	FS4 GATE REPAIR	\$978.59
		12/21/2018	27173	490515151	P-2 GATE REPAIR	\$437.50
		12/21/2018	27173	490515151	TIRE ROOM LOCK REPAIR	\$1,855.78
MINER, LTD						Total Check Amount: \$5,857.00
V30872	MTGL, INC.	12/21/2018	26279	510707929	LAGOS DE MORENO FINAL	\$594.00
		12/21/2018	26279	510707929	LAGOS DE MORENO JUL18	\$25,182.00
		12/21/2018	26279	510707929	LAGOS DE MORENO JUN18	\$76,596.00
		12/21/2018	26279	510707929	LAGOS DE MORENO MAY18	\$37,370.00
		12/21/2018	26279	510707929	LAGOS DE MORENO SEP18	\$8,790.50

City Check Register for: Dec 21, 2018

Check #	Vendor Name	Check Date	Vendor #	Budget Unit	Description	Amount
MTGL, INC.						Total Check Amount: \$148,532.50
V30873	MUNISERVICES, LLC	12/21/2018	10627	110141424	STARS SVC 2018 Q2	\$1,250.00
MUNISERVICES, LLC						Total Check Amount: \$1,250.00
V30874	ORANGE COUNTY SANITATION DIST.	12/21/2018	14689	110	COMRCL SWR FEES AUG18	(\$13,429.00)
		12/21/2018	14689	110	RES SWR FEE AUG-NOV18	\$101,683.00
		12/21/2018	14689	110000000	5% COLL COMM SF AUG18	\$671.45
		12/21/2018	14689	110000000	5%COLL:RES SF AUG-NOV	(\$5,084.15)
ORANGE COUNTY SANITATION DIST.						Total Check Amount: \$83,841.30
V30875	OZUNA ELECTRIC CO.INC.	12/21/2018	18504	110515121	INSTALL PEDSTAL METER	\$4,409.50
OZUNA ELECTRIC CO.INC.						Total Check Amount: \$4,409.50
V30876	PARACLETE FIRE AND SAFETY, INC.	12/21/2018	17760	110515125	FIRE EXT SVC @ DT PS	\$96.69
PARACLETE FIRE AND SAFETY, INC.						Total Check Amount: \$96.69
V30877	PLUMBERS DEPOT INC.	12/21/2018	14542	430515123	NEW MOTORS FOR CCTV	\$4,956.41
PLUMBERS DEPOT INC.						Total Check Amount: \$4,956.41
V30878	PRINT & FINISHING SOLUTIONS	12/21/2018	21135	110141441	SUPPLIES	\$78.78
PRINT & FINISHING SOLUTIONS						Total Check Amount: \$78.78
V30879	RAY-LITE INDUSTRIES, INC.	12/21/2018	19800	490515152	LIGHT FIXTURE @ FS1	\$344.78
RAY-LITE INDUSTRIES, INC.						Total Check Amount: \$344.78
V30880	RICHARDS, WATSON & GERSHON	12/21/2018	8978	110111112	0001 GEN LGL SVCS NOV	\$12,034.98
		12/21/2018	8978	110111112	0001 GEN LGL SVCS OCT	\$11,510.08
		12/21/2018	8978	110111112	152 HILLS4EVRYONE NOV	\$505.60
		12/21/2018	8978	110111112	9999 GEN LGL SVCS NOV	\$17,891.50
		12/21/2018	8978	110111112	9999 GEN LGL SVCS OCT	\$21,276.50
		12/21/2018	8978	510707251	0145 57/LAMBERT NOV18	\$352.00
		12/21/2018	8978	510707251	0145 57/LAMBERT OCT18	\$3,914.11
		12/21/2018	8978	510707251	171 OLEN POINTE NOV18	\$6,351.69
		12/21/2018	8978	510707251	171 OLEN POINTE OCT18	\$13,031.49
		12/21/2018	8978	510707251	172 KING Y CHAI NOV18	\$4,229.94
		12/21/2018	8978	510707251	172 KING Y CHAI OCT18	\$13,667.56
		12/21/2018	8978	510707946	0173 TRACKS EXT NOV18	\$88.00
		12/21/2018	8978	510707946	0173 TRACKS EXT OCT18	\$9,988.00
RICHARDS, WATSON & GERSHON						Total Check Amount: \$114,841.45
V30881	ROTH STAFFING COMPANIES LP	12/21/2018	27579	110141431	TEMP S/L 11/26-12/2	\$234.00
		12/21/2018	27579	110141431	TEMP STAFF 11/26-12/2	\$160.58
		12/21/2018	27579	110141431	TEMPSTAFF 11/19-11/25	\$705.39
		12/21/2018	27579	420141431	TEMP S/L 11/26-12/2	\$70.20
		12/21/2018	27579	420141431	TEMP STAFF 11/26-12/2	\$48.17
		12/21/2018	27579	420141431	TEMPSTAFF 11/19-11/25	\$211.62
		12/21/2018	27579	430141431	TEMP S/L 11/26-12/2	\$70.20

City Check Register for: Dec 21, 2018

Check #	Vendor Name	Check Date	Vendor #	Budget Unit	Description	Amount
V30881	ROTH STAFFING COMPANIES LP	12/21/2018	27579	430141431	TEMP STAFF 11/26-12/2	\$48.17
		12/21/2018	27579	430141431	TEMPSTAFF 11/19-11/25	\$211.62
		12/21/2018	27579	630141432	TEMP S/L 11/26-12/2	\$93.60
		12/21/2018	27579	630141432	TEMP STAFF 11/26-12/2	\$64.24
		12/21/2018	27579	630141432	TEMPSTAFF 11/19-11/25	\$282.15
ROTH STAFFING COMPANIES LP					Total Check Amount:	\$2,199.94
V30882	RUSSELL SIGLER INC.	12/21/2018	21638	490515151	HVAC T-STATS	\$66.46
RUSSELL SIGLER INC.					Total Check Amount:	\$66.46
V30883	SC FUELS	12/21/2018	16654	480515161	CLR DIESEL 1200 GAL	\$3,522.03
		12/21/2018	16654	480515161	CLR DIESEL 1201 GAL	\$3,525.93
		12/21/2018	16654	480515161	REG ETH 4215 GAL	\$11,139.37
SC FUELS					Total Check Amount:	\$18,187.33
V30884	STAGELIGHT FAMILY PRODUCTIONS	12/21/2018	7825	110404542	BYT SEUSSICAL 2018 #2	\$18,196.54
STAGELIGHT FAMILY PRODUCTIONS					Total Check Amount:	\$18,196.54
V30885	STAR AUTO SERVICE	12/21/2018	20886	480515161	26030 FRONT SUSP RPR	\$1,387.46
STAR AUTO SERVICE					Total Check Amount:	\$1,387.46
V30886	STATE INDUSTRIAL PRODUCTS	12/21/2018	8572	490515151	DRAIN ROCKET	\$358.81
		12/21/2018	8572	490515151	GLASSCLEANR:FIRE STNS	\$151.28
		12/21/2018	8572	490515151	TRUCK WASH @FIRE STNS	\$131.89
STATE INDUSTRIAL PRODUCTS					Total Check Amount:	\$641.98
V30887	STEAMX LLC	12/21/2018	24072	480515161	PRESSURE WASHER HOSE	\$617.19
STEAMX LLC					Total Check Amount:	\$617.19
V30888	STOVER SEED COMPANY	12/21/2018	15803	110515144	GRASS SEED	\$3,124.75
STOVER SEED COMPANY					Total Check Amount:	\$3,124.75
V30889	TENNIS ANYONE ACADEMY	12/21/2018	12688	110404145	TENNIS CLASSES	\$1,849.00
TENNIS ANYONE ACADEMY					Total Check Amount:	\$1,849.00
V30890	THOMSON REUTERS - WEST	12/21/2018	22020	110111112	431851 CHGS 10/5-11/4	\$108.00
		12/21/2018	22020	110212121	WEST INFO CHGS NOV18	\$379.46
THOMSON REUTERS - WEST					Total Check Amount:	\$487.46
V30891	THYSSENKRUPP ELEVATOR	12/21/2018	10308	490515151	EXEC ELEVATOR SVC:CCC	\$226.74
THYSSENKRUPP ELEVATOR					Total Check Amount:	\$226.74
V30892	TIFCO INDUSTRIES	12/21/2018	8995	480515161	DRILL BITS/CLAMPS/NUTS	\$528.42
TIFCO INDUSTRIES					Total Check Amount:	\$528.42
V30893	TROPICAL PLAZA NURSERY, INC	12/21/2018	2062	110515141	OLNDARNCH PRK/MSM DEC	\$2,529.61
		12/21/2018	2062	110515143	CITY LANDSCAPE DEC18	\$12,483.10
		12/21/2018	2062	110515148	TRACKS SEG 2 DEC 2018	\$899.44
		12/21/2018	2062	110515148	TRACKS SEG 3 DEC 2018	\$2,428.03
		12/21/2018	2062	110515148	TRACKS SEG 4 DEC 2018	\$1,985.50
		12/21/2018	2062	341515112	DISTRICT 1 DEC 2018	\$1,166.91

City Check Register for: Dec 21, 2018

Check #	Vendor Name	Check Date	Vendor #	Budget Unit	Description	Amount
V30893	TROPICAL PLAZA NURSERY, INC	12/21/2018	2062	343515112	DISTRICT 3 DEC 2018	\$1,979.91
		12/21/2018	2062	345515112	DISTRICT 5 DEC 2018	\$2,377.29
		12/21/2018	2062	346515112	DISTRICT 6 DEC 2018	\$6,432.23
		12/21/2018	2062	347515112	DISTRICT 7 DEC 2018	\$1,047.53
		12/21/2018	2062	361515148	TRACKS SEG 5 DEC 2018	\$19.26
		12/21/2018	2062	880515113	GATEWAY CTR DEC 2018	\$1,204.66
TROPICAL PLAZA NURSERY, INC					Total Check Amount:	\$34,553.47
V30894	FERNANDO TRUJILLO	12/21/2018	22803	110404211	SHADE REPAIR:MTG RM B	\$500.00
FERNANDO TRUJILLO					Total Check Amount:	\$500.00
V30895	TURBO DATA SYSTEMS, INC.	12/21/2018	1472	110212122	CITATION PROC NOV18	\$1,840.46
TURBO DATA SYSTEMS, INC.					Total Check Amount:	\$1,840.46
V30896	UNDERGROUND SERVICE ALERT/SC	12/21/2018	4537	420515131	UNDRGRND TCKTS NOV18	\$110.65
UNDERGROUND SERVICE ALERT/SC					Total Check Amount:	\$110.65
V30897	UNITED ROTARY BRUSH CORPORATION	12/21/2018	16649	480515161	HYDRAULIC MOTORS (2)	\$1,012.85
		12/21/2018	16649	480515161	SWEEPER BROOMS (2)	\$471.38
		12/21/2018	16649	480515161	SWEEPER BROOMS (4)	\$471.38
UNITED ROTARY BRUSH CORPORATION					Total Check Amount:	\$1,955.61
V30898	US BANK XX0338 CITY MGR	12/21/2018	24704	110111111	CAL CARDS MS 112318	\$1,750.20
		12/21/2018	24704	110111143	CAL CARDS MS 112318	\$1,372.24
		12/21/2018	24704	110404311	CAL CARDS MS 112318	\$670.00
US BANK XX0338 CITY MGR					Total Check Amount:	\$3,792.44
V30899	US BANK XX0312 HR	12/21/2018	24776	110	CAL CARDS HR 112318	(\$4.02)
		12/21/2018	24776	110141481	CAL CARDS HR 112318	\$715.34
		12/21/2018	24776	470141483	CAL CARDS HR 112318	(\$37.46)
US BANK XX0312 HR					Total Check Amount:	\$673.86
V30902	US BANK XX0593 COMM SVC	12/21/2018	24777	110	CAL CARDS CS 112318	(\$74.74)
		12/21/2018	24777	110	CALCARD-CH-112318	\$15.00
		12/21/2018	24777	110	CALCARD-CP-112318	\$633.99
		12/21/2018	24777	110	CALCARD-SK-112318	\$49.18
		12/21/2018	24777	110404211	CALCARD-BH-112318	\$312.95
		12/21/2018	24777	110404211	CALCARD-NA-112318	\$139.00
		12/21/2018	24777	110404215	CALCARD-AC-112318	\$69.90
		12/21/2018	24777	110404215	CALCARD-CC-112318	\$490.20
		12/21/2018	24777	110404215	CALCARD-DA-112318	\$624.26
		12/21/2018	24777	110404215	CALCARD-JS-112318	\$328.90
		12/21/2018	24777	110404217	CALCARD-MM-112318	\$41.84
		12/21/2018	24777	110404217	CALCARD-VU-112318	\$132.71
		12/21/2018	24777	110404223	CALCARD-BH-112318	\$74.30

City Check Register for: Dec 21, 2018

Check #	Vendor Name	Check Date	Vendor #	Budget Unit	Description	Amount
V30902	US BANK XX0593 COMM SVC	12/21/2018	24777	110404223	CALCARD-GA-112318	\$118.50
		12/21/2018	24777	110404224	CALCARD-MM-112318	\$32.98
		12/21/2018	24777	110404311	CALCARD-CE-112318	\$32.40
		12/21/2018	24777	110404311	CALCARD-JM-112318	\$120.36
		12/21/2018	24777	110404311	CALCARD-RF-112318	\$263.25
		12/21/2018	24777	110404420	CALCARD-AC-112318	\$301.71
		12/21/2018	24777	110404420	CALCARD-DA-112318	\$287.67
		12/21/2018	24777	110404420	CALCARD-KS-112318	\$266.89
		12/21/2018	24777	110404420	CALCARD-RF-112318	\$150.00
		12/21/2018	24777	110404420	CALCARD-TN-112318	\$122.18
		12/21/2018	24777	110404420	CALCARD-VU-112318	\$373.35
		12/21/2018	24777	110404425	CALCARD-MM-112318	\$145.25
		12/21/2018	24777	110404425	CALCARD-SS-112318	\$1,372.97
		12/21/2018	24777	110404429	CALCARD-MM-112318	\$240.57
		12/21/2018	24777	110404429	CALCARD-VU-112318	\$216.72
		12/21/2018	24777	110404521	CALCARD-FL-112318	\$2,198.50
		12/21/2018	24777	110404521	CALCARD-NG-112318	\$673.73
		12/21/2018	24777	110404521	CALCARD-SK-112318	\$74.04
		12/21/2018	24777	110404521	CALCARD-TT-112318	\$878.33
		12/21/2018	24777	110404523	CALCARD-CP-112318	\$365.46
		12/21/2018	24777	110404525	CALCARD-TT-112318	\$55.09
		12/21/2018	24777	110404541	CALCARD-AF-112318	\$237.07
		12/21/2018	24777	110404541	CALCARD-HB-112318	\$391.44
		12/21/2018	24777	110404542	CALCARD-EF-112318	\$802.07
		12/21/2018	24777	110404542	CALCARD-HG-112318	\$487.33
		12/21/2018	24777	110404542	CALCARD-KK-112318	\$1,682.69
		12/21/2018	24777	110404542	CALCARD-NY-112318	\$648.80
		12/21/2018	24777	181404250	CALCARD-MM-112318	\$193.92
US BANK XX0593 COMM SVC					Total Check Amount:	\$15,570.76
V30903	US BANK XX0502 COMM & MKTG	12/21/2018	24778	110	CALCRD COM/MKTG112318	(\$269.12)
		12/21/2018	24778	110111151	CALCRD COM/MKTG112318	\$11.84
		12/21/2018	24778	110111152	CALCRD COM/MKTG112318	\$771.12
		12/21/2018	24778	110111153	CALCRD COM/MKTG112318	\$4,029.38
		12/21/2018	24778	110141431	CALCRD COM/MKTG112318	(\$39.06)
US BANK XX0502 COMM & MKTG					Total Check Amount:	\$4,504.16
V30904	US BANK XX0353 COMM DEV	12/21/2018	24779	110	CAL CARDS CD/PL 112318	\$52.29
		12/21/2018	24779	110323212	CAL CARDS CD/PL 112318	\$130.52
		12/21/2018	24779	110323214	CAL CARDS CD/PL 112318	\$739.58

City Check Register for: Dec 21, 2018

Check #	Vendor Name	Check Date	Vendor #	Budget Unit	Description	Amount
V30904	US BANK XX0353 COMM DEV	12/21/2018	24779	110323231	CAL CARDS CD/PL 112318	\$299.52
		12/21/2018	24779	110323241	CAL CARDS CD/PL 112318	\$101.18
		12/21/2018	24779	110323242	CAL CARDS CD/PL 112318	\$129.06
US BANK XX0353 COMM DEV					Total Check Amount:	\$1,452.15
V30905	US BANK XX0270 ADMIN SVCS	12/21/2018	24781	110	CAL CARDS CC 112318	\$15.47
		12/21/2018	24781	110	CAL CARDS FIN 112318	\$12.28
		12/21/2018	24781	110111161	CAL CARDS CC 112318	\$1,882.28
		12/21/2018	24781	110141411	CAL CARDS FIN 112318	\$405.77
		12/21/2018	24781	110141422	CAL CARDS FIN 112318	\$74.92
		12/21/2018	24781	110141431	CAL CARDS FIN 112318	\$274.04
		12/21/2018	24781	110141441	CAL CARDS FIN 112318	\$162.35
		12/21/2018	24781	110323241	CAL CARDS FIN 112318	\$124.00
		12/21/2018	24781	110404420	CAL CARDS FIN 112318	\$222.48
		12/21/2018	24781	420141421	CAL CARDS FIN 112318	\$64.15
		12/21/2018	24781	490515151	CAL CARDS FIN 112318	\$4,618.17
US BANK XX0270 ADMIN SVCS					Total Check Amount:	\$7,855.91
V30907	US BANK XX0650 FIRE	12/21/2018	24782	110	CAL CARDS FIRE 112318	(\$1.55)
		12/21/2018	24782	110222211	CAL CARDS FIRE 112318	\$2,186.00
		12/21/2018	24782	110222213	CAL CARDS FIRE 112318	\$67.70
		12/21/2018	24782	110222221	CAL CARDS FIRE 112318	\$4,846.09
		12/21/2018	24782	110222223	CAL CARD FIRE 112318	\$63.38
		12/21/2018	24782	110222223	CAL CARDS FIRE 112318	\$1,113.03
		12/21/2018	24782	110222224	CAL CARDS FIRE 112318	\$1,229.88
		12/21/2018	24782	110222231	CAL CARDS FIRE 112318	\$991.28
		12/21/2018	24782	174222222	CAL CARDS FIRE 112318	\$107.62
		12/21/2018	24782	480515161	CAL CARDS FIRE 112318	\$552.42
US BANK XX0650 FIRE					Total Check Amount:	\$11,155.85
V30908	US BANK XX0346 IT	12/21/2018	24783	110	CAL CARDS IT 112318	\$7.24
		12/21/2018	24783	110212131	CAL CARDS IT 112318	\$447.51
		12/21/2018	24783	110404213	CAL CARDS IT 112318	\$37.83
		12/21/2018	24783	110404542	CAL CARDS IT 112318	\$79.95
		12/21/2018	24783	110515125	CAL CARDS IT 112318	\$268.09
		12/21/2018	24783	231212141	CAL CARDS IT 112318	\$288.03
		12/21/2018	24783	280323215	CAL CARDS IT 112318	\$9.95
		12/21/2018	24783	460	CAL CARDS IT 112318	(\$11.41)
		12/21/2018	24783	460141474	CAL CARDS IT 112318	\$1,337.57
		12/21/2018	24783	475	CAL CARDS IT 112318	(\$48.15)
12/21/2018	24783	475141471	CAL CARDS IT 112318	\$1,401.04		

City Check Register for: Dec 21, 2018

Check #	Vendor Name	Check Date	Vendor #	Budget Unit	Description	Amount
V30908	US BANK XX0346 IT	12/21/2018	24783	865111143	CAL CARDS IT 112318	\$79.95
US BANK XX0346 IT						Total Check Amount: \$3,897.60
V30911	US BANK XX0221 PW	12/21/2018	24784	110404420	CALCARDS PW 112318	\$208.82
		12/21/2018	24784	110515111	CALCARDS PW 112318	\$243.29
		12/21/2018	24784	110515121	CALCARDS PW 112318	\$251.55
		12/21/2018	24784	110515125	CALCARDS PW 112318	\$256.93
		12/21/2018	24784	110515141	CALCARDS PW 112318	\$777.12
		12/21/2018	24784	110515143	CALCARDS PW 112318	\$128.23
		12/21/2018	24784	110515144	CALCARDS PW 112318	\$742.70
		12/21/2018	24784	110515148	CALCARDS PW 112318	\$81.58
		12/21/2018	24784	341515112	CALCARDS PW 112318	\$23.68
		12/21/2018	24784	360515145	CALCARDS PW 112318	\$124.59
		12/21/2018	24784	360515147	CALCARDS PW 112318	\$291.23
		12/21/2018	24784	420515131	CALCARDS PW 112318	\$455.98
		12/21/2018	24784	430	CALCARDS PW 112318	(\$3.55)
		12/21/2018	24784	430515123	CALCARDS PW 112318	\$390.29
		12/21/2018	24784	480515161	CALCARDS PW 112318	\$8,607.34
		12/21/2018	24784	490	CALCARDS PW 112318	(\$64.02)
		12/21/2018	24784	490515151	CALCARDS PW 112318	\$1,681.77
		12/21/2018	24784	490515152	CALCARDS PW 112318	\$1,944.50
US BANK XX0221 PW						Total Check Amount: \$16,142.03
V30913	US BANK XX0544 POLICE	12/21/2018	24785	110	CAL CARDS PD 112318	\$46.01
		12/21/2018	24785	110212111	CAL CARDS PD 112318	\$7,509.40
		12/21/2018	24785	110212121	CAL CARDS PD 112318	\$2,255.54
		12/21/2018	24785	110212122	CAL CARDS PD 112318	\$210.26
		12/21/2018	24785	110212131	CAL CARDS PD 112318	\$2,135.67
		12/21/2018	24785	110212132	CAL CARDS PD 112318	\$78.02
		12/21/2018	24785	110212133	CAL CARDS PD 112318	\$1,712.24
		12/21/2018	24785	110212134	CAL CARDS PD 112318	\$1,149.48
		12/21/2018	24785	480515161	CAL CARDS PD 112318	\$1,281.40
US BANK XX0544 POLICE						Total Check Amount: \$16,378.02
V30914	US BANK XX3401 PW- ADMIN	12/21/2018	24786	110	CALCRDS PW ADM 112318	\$372.62
		12/21/2018	24786	110404311	CALCRDS PW ADM 112318	\$120.00
		12/21/2018	24786	110515111	CALCRDS PW ADM 112318	\$1,386.59
		12/21/2018	24786	110515171	CALCRDS PW ADM 112318	\$874.37
		12/21/2018	24786	410515132	CALCRDS PW ADM 112318	\$81.85
US BANK XX3401 PW- ADMIN						Total Check Amount: \$2,835.43
V30915	VENDINI	12/21/2018	24179	110404542	TICKET FEES NOV 2018	\$1,040.67

City Check Register for: Dec 21, 2018

Check #	Vendor Name	Check Date	Vendor #	Budget Unit	Description	Amount
VENDINI						Total Check Amount: \$1,040.67
V30916	WALTERS WHOLESALE ELECTRIC	12/21/2018	1667	490515151	4' T8 LAMPS	\$156.24
WALTERS WHOLESALE ELECTRIC						Total Check Amount: \$156.24
V30917	ROBERT ZEEB	12/21/2018	13693	110212111	TRAINING EXPENSES	\$18.00
ROBERT ZEEB						Total Check Amount: \$18.00
V30918	ZUMAR INDUSTRIES, INC.	12/21/2018	3802	510707703	34 SGNS:CENTREX TRACT	\$2,454.55
ZUMAR INDUSTRIES, INC.						Total Check Amount: \$2,454.55
Voucher Subtotal						\$715,614.00
TOTAL						\$1,027,586.61

City Check Register for: Dec 24, 2018

Check #	Vendor Name	Check Date	Vendor #	Budget Unit	Description	Amount
179615	FRANCHISE TAX BOARD	12/24/2018	13287	110	YREND1221:CD912245780	\$201.83
FRANCHISE TAX BOARD					Total Check Amount:	\$201.83
179616	JAMES K. BLAKELY	12/24/2018	25265	470141483	FULL/FINAL SETTLEMENT	\$2,807.47
JAMES K. BLAKELY					Total Check Amount:	\$2,807.47
Check Subtotal						\$3,009.30
V30919	ADMINISTRATIVE & PROF	12/24/2018	3344	110	YREND:4010 APEA MEMBR	\$504.00
ADMINISTRATIVE & PROF					Total Check Amount:	\$504.00
V30920	BPSEA MEMORIAL FOUNDATION	12/24/2018	14990	110	YREND:4050 MEMORIAL	\$224.00
BPSEA MEMORIAL FOUNDATION					Total Check Amount:	\$224.00
V30921	BREA CITY EMPLOYEES ASSOCIATION	12/24/2018	3236	110	YREND:4005 BCEA MEMBR	\$570.00
BREA CITY EMPLOYEES ASSOCIATION					Total Check Amount:	\$570.00
V30922	BREA FIREFIGHTERS ASSOCIATION	12/24/2018	3237	110	YREND:4016 ASSOC MEMB	\$2,453.00
BREA FIREFIGHTERS ASSOCIATION					Total Check Amount:	\$2,453.00
V30923	BREA POLICE ASSOCIATION	12/24/2018	3769	110	YREND:4030 BPA REG	\$3,400.00
BREA POLICE ASSOCIATION					Total Check Amount:	\$3,400.00
V30924	BREA POLICE ATHLETIC LEAGUE	12/24/2018	1068	110	YREND:5010 B.P.A.L.	\$97.50
BREA POLICE ATHLETIC LEAGUE					Total Check Amount:	\$97.50
V30925	BREA POLICE MANAGEMENT ASSOCIATION	12/24/2018	21189	110	YREND:4019 LDF MEMBRS	\$13.00
		12/24/2018	21189	110	YREND:4020 PMA MEMBRS	\$227.50
BREA POLICE MANAGEMENT ASSOCIATION					Total Check Amount:	\$240.50
V30926	ORANGE COUNTY UNITED WAY	12/24/2018	3451	110	YREND:5005 UNITED WAY	\$12.00
ORANGE COUNTY UNITED WAY					Total Check Amount:	\$12.00
V30927	TOTAL ADMINISTRATIVE SERVICE CORP.	12/24/2018	26017	110	YREND:808B FSA DEPCAR	\$2,123.96
		12/24/2018	26017	110	YREND:808C FSA UR MED	\$4,572.23
TOTAL ADMINISTRATIVE SERVICE CORP.					Total Check Amount:	\$6,696.19
Voucher Subtotal						\$14,197.19
TOTAL						\$17,206.49

City Check Register for: Jan 4, 2019

Check #	Vendor Name	Check Date	Vendor #	Budget Unit	Description	Amount
179617	A & M POOLS INC	01/04/2019	26000	830	DEPOSIT:781 FODOR	\$250.00
A & M POOLS INC					Total Check Amount:	\$250.00
179618	BELLA VISTA POOLS, INC.	01/04/2019	28170	830	DEPOSIT:894 FRED LAI	\$250.00
BELLA VISTA POOLS, INC.					Total Check Amount:	\$250.00
179619	BELLAGIO CONSTRUCTION INC.	01/04/2019	25351	830	DEPOSIT:673 BELRIDGE	\$250.00
BELLAGIO CONSTRUCTION INC.					Total Check Amount:	\$250.00
179620	BLACK & WHITE EMERGENCY VEHICLES	01/04/2019	24788	480515161	962 CHANGE-OVER	\$3,695.78
		01/04/2019	24788	480515161	IDLE SWITCH/SPEAKER	\$531.36
BLACK & WHITE EMERGENCY VEHICLES					Total Check Amount:	\$4,227.14
179621	BROOKER ASSOCIATES	01/04/2019	25999	830	DEPOSIT:1221 BRYANT	\$250.00
		01/04/2019	25999	830	DEPOSIT:646 BICKEL	\$250.00
BROOKER ASSOCIATES					Total Check Amount:	\$500.00
179622	CALIF POLICE CHIEFS ASSN	01/04/2019	2688	110212111	TECHNOLOGY SUMMIT	\$99.00
CALIF POLICE CHIEFS ASSN					Total Check Amount:	\$99.00
179623	CALIFORNIA POOL MEN, INC.	01/04/2019	28171	830	DEPOSIT:1162 BRYANT	\$250.00
CALIFORNIA POOL MEN, INC.					Total Check Amount:	\$250.00
179624	CALIFORNIA POOLS AND SPAS	01/04/2019	17367	830	DEPOSIT:B18-022 LOWE	\$250.00
CALIFORNIA POOLS AND SPAS					Total Check Amount:	\$250.00
179625	CASCADE NETS, INC.	01/04/2019	28140	110	SOFTBALL FIELD NETS	(\$139.96)
		01/04/2019	28140	110515141	SOFTBALL FIELD NETS	\$2,105.96
CASCADE NETS, INC.					Total Check Amount:	\$1,966.00
179626	CHEVRON	01/04/2019	17466	420000000	CLOSED WATER ACCOUNT	\$2,479.93
CHEVRON					Total Check Amount:	\$2,479.93
179627	COOL WATER POOLS AND SPAS	01/04/2019	24656	830	DEPOSIT:2300STA PAULA	\$250.00
		01/04/2019	24656	830	DEPOSIT:B17068 HUSAIN	\$250.00
COOL WATER POOLS AND SPAS					Total Check Amount:	\$500.00
179628	COPWARE, INC.	01/04/2019	14266	110212111	2019 SITE LICENSE	\$550.00
COPWARE, INC.					Total Check Amount:	\$550.00
179629	CORELOGIC	01/04/2019	25542	280323215	REAL EST LISTNG NOV18	\$185.00
CORELOGIC					Total Check Amount:	\$185.00
179630	THE COUNSELING TEAM INTERNATIONAL	01/04/2019	13933	110222221	COUNSELING SVCS NOV18	\$220.00
THE COUNSELING TEAM INTERNATIONAL					Total Check Amount:	\$220.00
179631	DANA PACIFIC LANDSCAPE CONSTRUCTION	01/04/2019	28165	830	DEPOSIT:553 GRIFFITH	\$250.00
DANA PACIFIC LANDSCAPE CONSTRUCTION					Total Check Amount:	\$250.00
179632	SOUTHERN CALIFORNIA EDISON	01/04/2019	3343	110515121	ELECTRICITY NOV/DEC18	\$2,302.60
		01/04/2019	3343	110515148	ELECTRICITY NOV/DEC18	\$111.76
		01/04/2019	3343	490515151	ELECTRICITY NOV/DEC18	\$27.02
SOUTHERN CALIFORNIA EDISON					Total Check Amount:	\$2,441.38

City Check Register for: Jan 4, 2019

Check #	Vendor Name	Check Date	Vendor #	Budget Unit	Description	Amount
179633	F M POOL CONSTRUCTION INC	01/04/2019	25247	830	DEPOSIT:1225 MANDAP	\$250.00
F M POOL CONSTRUCTION INC					Total Check Amount:	\$250.00
179634	FRONTIER COMMUNICATIONS	01/04/2019	26183	420515131	562 1821083 12/7-1/6	\$62.36
FRONTIER COMMUNICATIONS					Total Check Amount:	\$62.36
179635	THE GAS COMPANY	01/04/2019	3749	490515151	GAS NOV/DEC 2018	\$3,191.03
THE GAS COMPANY					Total Check Amount:	\$3,191.03
179636	HEAVENLY WORLD CONSTRUCTION, INC.	01/04/2019	28162	830	DEPOSIT:SUK JAE LW-EE	\$250.00
HEAVENLY WORLD CONSTRUCTION, INC.					Total Check Amount:	\$250.00
179637	HF&H CONSULTANTS, LLC	01/04/2019	27542	440515122	PROF SVCS NOV 2018	\$424.00
HF&H CONSULTANTS, LLC					Total Check Amount:	\$424.00
179638	IN TIME SERVICES INC.	01/04/2019	20876	950000000	ILJAOC ISE JAN-MAR19	\$51,525.00
IN TIME SERVICES INC.					Total Check Amount:	\$51,525.00
179639	JAY-MAR CONSTRUCTION, INC.	01/04/2019	28169	830	DEPOSIT:B17-901 TSAI	\$250.00
JAY-MAR CONSTRUCTION, INC.					Total Check Amount:	\$250.00
179640	LAKEMAN CHASSIS	01/04/2019	12885	480515161	BEACON LIGHT BRACKET	\$136.80
LAKEMAN CHASSIS					Total Check Amount:	\$136.80
179641	SHUANG LI	01/04/2019	28092	110404541	WATERCOLOR DEMO	\$438.75
SHUANG LI					Total Check Amount:	\$438.75
179642	MAGNETIC CONCEPTS	01/04/2019	28168	110	CUSTOM WHITEBOARD	(\$15.42)
		01/04/2019	28168	110212121	CUSTOM WHITEBOARD	\$243.43
MAGNETIC CONCEPTS					Total Check Amount:	\$228.01
179643	MASTERPIECE POOLS AND SPAS	01/04/2019	12599	830	DEPOSIT:0181 VASQUEZ	\$250.00
MASTERPIECE POOLS AND SPAS					Total Check Amount:	\$250.00
179644	ORANGE COUNTY WINWATER WORKS	01/04/2019	28030	420515131	PLUMBING SUPPLIES	\$580.77
ORANGE COUNTY WINWATER WORKS					Total Check Amount:	\$580.77
179645	OFFICE DEPOT, INC	01/04/2019	4743	110404429	ASP FILING CABINET	\$140.06
OFFICE DEPOT, INC					Total Check Amount:	\$140.06
179646	POOL LOGIC	01/04/2019	28174	830	DEPOSIT:B18049 DALMAN	\$250.00
POOL LOGIC					Total Check Amount:	\$250.00
179647	PREMIER PAVING, INC.	01/04/2019	28163	830	DEPOSIT:B16-950 CLARK	\$250.00
PREMIER PAVING, INC.					Total Check Amount:	\$250.00
179648	PREMIER POOLS ORANGE COUNTY	01/04/2019	28172	830	DEPOSIT:B17-1305 HUNG	\$250.00
PREMIER POOLS ORANGE COUNTY					Total Check Amount:	\$250.00
179649	PUENTE HILLS FORD	01/04/2019	25742	480515161	DOOR HNDLE ASSY COVER	\$22.25
PUENTE HILLS FORD					Total Check Amount:	\$22.25
179650	PULTE HOME COMPANY, LLC	01/04/2019	28166	830	DEPOSIT:1820 PULTE	\$250.00
PULTE HOME COMPANY, LLC					Total Check Amount:	\$250.00
179651	RAINBOW POOL & SPA REPLASTER, INC.	01/04/2019	28164	830	DEPOSIT:203 LISA OM	\$250.00
RAINBOW POOL & SPA REPLASTER, INC.					Total Check Amount:	\$250.00

City Check Register for: Jan 4, 2019

Check #	Vendor Name	Check Date	Vendor #	Budget Unit	Description	Amount
179652	SECARD POOLS	01/04/2019	15445	830	DEPOSIT:755 PRECIADO	\$250.00
SECARD POOLS					Total Check Amount:	\$250.00
179653	SOUTH COAST POOLS	01/04/2019	28167	830	DEPOSIT:777 DICROCE	\$250.00
SOUTH COAST POOLS					Total Check Amount:	\$250.00
179654	SPLASH POOLS & CONSTRUCTION	01/04/2019	12881	830	DEPOSIT:282 BARTLING	\$250.00
SPLASH POOLS & CONSTRUCTION					Total Check Amount:	\$250.00
179655	STAR AUTO SERVICE	01/04/2019	20886	480515161	26030 FRONT SUSP RPR	\$1,387.46
STAR AUTO SERVICE					Total Check Amount:	\$1,387.46
179656	SUNSET POOLS AND SPAS, INC.	01/04/2019	28175	830	DEPOSIT:B18485 WATSON	\$250.00
SUNSET POOLS AND SPAS, INC.					Total Check Amount:	\$250.00
179657	KEIKO TANABE	01/04/2019	22914	110404541	WATERCOLOR WORKSHOP	\$1,068.75
KEIKO TANABE					Total Check Amount:	\$1,068.75
179658	TESERRA	01/04/2019	28176	830	DEPOSIT:B17-612 CHOU	\$250.00
TESERRA					Total Check Amount:	\$250.00
179659	TIMELESS POOL	01/04/2019	28173	830	DEPOSIT:1338 DOWER	\$250.00
TIMELESS POOL					Total Check Amount:	\$250.00
179660	UNIFIRST CORPORATION	01/04/2019	27988	110515121	UNIFORM SVCS NOV 2018	\$12.18
		01/04/2019	27988	110515125	UNIFORM SVCS NOV 2018	\$6.15
		01/04/2019	27988	110515141	UNIFORM SVCS NOV 2018	\$24.22
		01/04/2019	27988	110515143	UNIFORM SVCS NOV 2018	\$4.08
		01/04/2019	27988	110515144	UNIFORM SVCS NOV 2018	\$20.37
		01/04/2019	27988	420515131	UNIFORM SVCS NOV 2018	\$26.29
		01/04/2019	27988	430515123	UNIFORM SVCS NOV 2018	\$11.28
		01/04/2019	27988	440515126	UNIFORM SVCS NOV 2018	\$5.76
		01/04/2019	27988	480515161	UNIFORM SVCS NOV 2018	\$28.87
		01/04/2019	27988	490515151	UNIFORM SVCS NOV 2018	\$57.86
UNIFIRST CORPORATION					Total Check Amount:	\$197.06
179662	VERIZON WIRELESS	01/04/2019	21122	110111111	9818874675 1023-1122	\$7.14
		01/04/2019	21122	110111143	9818874675 1023-1122	\$146.07
		01/04/2019	21122	110111151	9818874675 1023-1122	\$608.06
		01/04/2019	21122	110111161	9818874675 1023-1122	\$54.03
		01/04/2019	21122	110141411	9818874675 1023-1122	\$38.01
		01/04/2019	21122	110141424	9818874675 1023-1122	\$54.03
		01/04/2019	21122	110141441	9818874675 1023-1122	\$54.03
		01/04/2019	21122	110141481	9818874675 1023-1122	\$52.99
		01/04/2019	21122	110212121	9818874675 1023-1122	\$3,741.02
		01/04/2019	21122	110222223	9818874675 1023-1122	\$751.73
		01/04/2019	21122	110323212	9818874675 1023-1122	\$54.03
		01/04/2019	21122	110323231	9818874675 1023-1122	\$54.03

City Check Register for: Jan 4, 2019

Check #	Vendor Name	Check Date	Vendor #	Budget Unit	Description	Amount
179662	VERIZON WIRELESS	01/04/2019	21122	110323241	9818874675 1023-1122	\$54.03
		01/04/2019	21122	110323242	9818874675 1023-1122	\$53.55
		01/04/2019	21122	110323243	9818874675 1023-1122	\$54.03
		01/04/2019	21122	110404311	9818874675 1023-1122	\$461.74
		01/04/2019	21122	110404525	9818874675 1023-1122	\$102.89
		01/04/2019	21122	110515171	9818874675 1023-1122	\$1,551.81
		01/04/2019	21122	174222222	9818874675 1023-1122	\$944.28
		01/04/2019	21122	420515131	9818874675 1023-1122	\$7,078.43
		01/04/2019	21122	430515123	9818874675 1023-1122	\$5,948.53
		01/04/2019	21122	460141474	9818874675 1023-1122	\$321.58
		01/04/2019	21122	475141471	9818874675 1023-1122	\$20,263.51
VERIZON WIRELESS					Total Check Amount:	\$42,449.55
179663	VERIZON WIRELESS	01/04/2019	21122	110212121	9819585237 11/4-12/3	\$54.03
VERIZON WIRELESS					Total Check Amount:	\$54.03
179664	WATERCOLOR WEST	01/04/2019	1369	110404541	2018WTRCLR DEMO/WKSHP	\$1,228.00
WATERCOLOR WEST					Total Check Amount:	\$1,228.00
Check Subtotal						\$121,552.33
V30928	ALL CITY MANAGEMENT SERVICES INC	01/04/2019	6604	110212132	CRSNG GRDS 11/18-12/1	\$1,316.00
ALL CITY MANAGEMENT SERVICES INC					Total Check Amount:	\$1,316.00
V30929	ALTERNATIVE HOSE, INC.	01/04/2019	18488	480515161	CREDIT:PRESSURE WASH	(\$384.67)
		01/04/2019	18488	480515161	HOSE ASSEMBLY	\$256.97
		01/04/2019	18488	480515161	PRSR WASH SWIVEL/PLUG	\$155.83
ALTERNATIVE HOSE, INC.					Total Check Amount:	\$28.13
V30930	ANAHEIM GLASS, INC.	01/04/2019	21760	181404250	METAL FRME GLASS WALL	\$8,871.42
ANAHEIM GLASS, INC.					Total Check Amount:	\$8,871.42
V30931	ANAHEIM ICE MANAGEMENT	01/04/2019	15170	110404145	ICE SKATING	\$66.00
ANAHEIM ICE MANAGEMENT					Total Check Amount:	\$66.00
V30932	B & M LAWN AND GARDEN CENTER	01/04/2019	4699	110222221	TOOL REPAIR	\$588.17
B & M LAWN AND GARDEN CENTER					Total Check Amount:	\$588.17
V30933	BEST LAWN MOWER SERVICE	01/04/2019	16230	480515161	CUTTING BLADES	\$266.26
		01/04/2019	16230	480515161	SPARK PLUGS/HANDLE	\$44.37
BEST LAWN MOWER SERVICE					Total Check Amount:	\$310.63
V30934	BREA DISPOSAL, INC	01/04/2019	3330	440515122	NOV 2018 RES TONNAGE	\$69,005.98
BREA DISPOSAL, INC					Total Check Amount:	\$69,005.98
V30935	BUCKNAM INFRASTRUCTURE GROUP, INC	01/04/2019	23775	110515121	2019 PMP UPDATE	\$10,542.65
BUCKNAM INFRASTRUCTURE GROUP, INC					Total Check Amount:	\$10,542.65
V30936	BUTLER CHEMICALS, INC.	01/04/2019	6515	490515151	SR CTR DW SVC NOV18	\$167.01
BUTLER CHEMICALS, INC.					Total Check Amount:	\$167.01

City Check Register for: Jan 4, 2019

Check #	Vendor Name	Check Date	Vendor #	Budget Unit	Description	Amount
V30937	C. WELLS PIPELINE MATERIALS INC	01/04/2019	13055	420515131	PLUMBING SUPPLIES	\$250.74
C. WELLS PIPELINE MATERIALS INC					Total Check Amount:	\$250.74
V30938	CANNINGS ACE HARDWARE	01/04/2019	15828	410515124	BOLTS FOR BERRY ST	\$11.80
		01/04/2019	15828	410515124	STORM DRAIN STENCIL	\$8.64
		01/04/2019	15828	480515161	CREDIT TO INV#476395	(\$30.29)
		01/04/2019	15828	480515161	SHOP SUPPLIES	\$32.03
		01/04/2019	15828	480515161	SHOP TOOLS	\$21.61
CANNINGS ACE HARDWARE					Total Check Amount:	\$43.79
V30939	KELLY CARPENTER	01/04/2019	8944	110212111	TRAINING EXPENSES	\$16.00
KELLY CARPENTER					Total Check Amount:	\$16.00
V30940	CINTAS CORPORATION #640	01/04/2019	25884	110212131	UNIFORMS:11/18 FINAL	\$40.02
		01/04/2019	25884	110515121	UNIFORMS:11/18 FINAL	\$439.30
		01/04/2019	25884	110515125	UNIFORMS:11/18 FINAL	\$902.03
		01/04/2019	25884	110515141	UNIFORMS:11/18 FINAL	\$1,383.26
		01/04/2019	25884	110515143	UNIFORMS:11/18 FINAL	\$148.31
		01/04/2019	25884	110515144	UNIFORMS:11/18 FINAL	\$832.36
		01/04/2019	25884	420515131	UNIFORMS:11/18 FINAL	\$1,061.81
		01/04/2019	25884	430515123	UNIFORMS:11/18 FINAL	\$847.31
		01/04/2019	25884	440515126	UNIFORMS:11/18 FINAL	\$188.36
		01/04/2019	25884	480515161	UNIFORMS:11/18 FINAL	\$471.18
		01/04/2019	25884	490515151	UNIFORMS:11/18 FINAL	\$334.13
CINTAS CORPORATION #640					Total Check Amount:	\$6,648.07
V30941	CLINICAL LABORATORY OF	01/04/2019	3390	420515131	WATER SAMPLING NOV18	\$1,062.00
		01/04/2019	3390	420515131	WATER SAMPLING OCT18	\$2,459.00
CLINICAL LABORATORY OF					Total Check Amount:	\$3,521.00
V30942	CLUB SERVICES	01/04/2019	16963	110404215	EQPT SVC OCT/NOV18	\$809.16
CLUB SERVICES					Total Check Amount:	\$809.16
V30943	COMLOCK SECURITY-GROUP	01/04/2019	13625	480515161	VEHICLE SPARE KEYS	\$10.83
COMLOCK SECURITY-GROUP					Total Check Amount:	\$10.83
V30944	CONTROLLED MOTION SOLUTIONS INC	01/04/2019	19789	480515161	1329 AIR LINE REPAIR	\$150.00
CONTROLLED MOTION SOLUTIONS INC					Total Check Amount:	\$150.00
V30945	CORE & MAIN LP	01/04/2019	27049	420515131	CLAMPS	\$5,660.33
		01/04/2019	27049	420515131	PLUMBING SUPPLIES	\$2,165.78
		01/04/2019	27049	420515131	WATER METER ENCODERS	\$10,215.79
CORE & MAIN LP					Total Check Amount:	\$18,041.90
V30946	DANGELO CO	01/04/2019	4562	420515131	PLUMBING SUPPLIES	\$151.05
DANGELO CO					Total Check Amount:	\$151.05
V30947	DANIELS TIRE SERVICE	01/04/2019	3133	480515161	FIRE TRUCK TIRES	\$696.60
		01/04/2019	3133	480515161	TIRES	\$2,208.52

City Check Register for: Jan 4, 2019

Check #	Vendor Name	Check Date	Vendor #	Budget Unit	Description	Amount
DANIELS TIRE SERVICE						Total Check Amount: \$2,905.12
V30948	LOUISE DIONNE	01/04/2019	26079	110212111	TRAINING EXPENSES	\$26.57
LOUISE DIONNE						Total Check Amount: \$26.57
V30949	EQUIPMENT DIRECT INC	01/04/2019	4522	420515131	DISP NITRILE GLOVES	\$19.98
		01/04/2019	4522	420515131	SAFETY GLASSES	\$37.59
		01/04/2019	4522	480515161	FIRST AID KITS	\$63.16
		01/04/2019	4522	490515151	RAINCOAT (MT)	\$42.74
EQUIPMENT DIRECT INC						Total Check Amount: \$163.47
V30950	FUN WITH HORSES	01/04/2019	15171	110404145	HORSE FUN FOR KIDS	\$42.50
FUN WITH HORSES						Total Check Amount: \$42.50
V30951	STACY GUSTIN	01/04/2019	18050	110212133	TRAINING EXPENSES	\$154.00
STACY GUSTIN						Total Check Amount: \$154.00
V30952	ROBERT HAEFNER	01/04/2019	14703	110212111	TRAINING MILEAGE	\$24.53
ROBERT HAEFNER						Total Check Amount: \$24.53
V30953	CHRISTOPHER HARVEY	01/04/2019	10364	110212133	TRAINING EXPENSES	\$154.00
CHRISTOPHER HARVEY						Total Check Amount: \$154.00
V30954	ADAM HAWLEY	01/04/2019	5028	110212111	TRAINING EXPENSES	\$16.00
		01/04/2019	5028	110212133	TRAINING EXPENSES	\$154.00
ADAM HAWLEY						Total Check Amount: \$170.00
V30955	HITECH SOFTWARE INC	01/04/2019	19937	110515125	CAR COUNT SYS MNT DEC	\$920.00
HITECH SOFTWARE INC						Total Check Amount: \$920.00
V30956	JOHN HOETKER	01/04/2019	13825	110212111	TRAINING EXPENSES	\$16.00
JOHN HOETKER						Total Check Amount: \$16.00
V30957	HOUSING PROGRAMS	01/04/2019	26542	280323215	HOUSING REHAB OCT/NOV	\$1,400.00
		01/04/2019	26542	290323215	HOUSING REHAB OCT/NOV	\$600.00
HOUSING PROGRAMS						Total Check Amount: \$2,000.00
V30958	JAMISON ENGINEERING CONTRACTORS,INC	01/04/2019	15812	430515123	ANNL INSP LA FL NOV18	\$4,465.47
JAMISON ENGINEERING CONTRACTORS,INC						Total Check Amount: \$4,465.47
V30959	JAX AUTO	01/04/2019	20187	480515161	1115 SMOG TEST	\$36.70
		01/04/2019	20187	480515161	1207 SMOG TEST	\$36.70
		01/04/2019	20187	480515161	27003 SMOG TEST	\$36.70
		01/04/2019	20187	480515161	27004 SMOG TEST	\$39.75
		01/04/2019	20187	480515161	28008 SMOG TEST	\$36.70
JAX AUTO						Total Check Amount: \$186.55
V30960	JOHNSON EQUIPMENT CO.	01/04/2019	10433	480515161	1830 TILLER DECALS	\$1,562.38
JOHNSON EQUIPMENT CO.						Total Check Amount: \$1,562.38
V30961	KELLY PAPER	01/04/2019	7039	110141441	PAPER	\$331.71
KELLY PAPER						Total Check Amount: \$331.71

City Check Register for: Jan 4, 2019

Check #	Vendor Name	Check Date	Vendor #	Budget Unit	Description	Amount
V30962	LAND CONCERN, LTD	01/04/2019	22942	510707936	ASSOC RD MEDIAN OCT18	\$796.25
LAND CONCERN, LTD					Total Check Amount:	\$796.25
V30963	MARY LARKIN	01/04/2019	16039	110212111	TRAINING EXPENSES	\$154.00
MARY LARKIN					Total Check Amount:	\$154.00
V30964	LONG BEACH BMW	01/04/2019	18120	480515161	BMW MOTOR GRIPS	\$437.14
LONG BEACH BMW					Total Check Amount:	\$437.14
V30965	ELIZABETH LUSK	01/04/2019	16911	110212111	TRAINING EXPENSES	\$204.00
ELIZABETH LUSK					Total Check Amount:	\$204.00
V30966	MAYTAG SPECIALIST	01/04/2019	21269	490515151	FS2 DRYER REPAIR	\$210.00
		01/04/2019	21269	490515151	FS2 REFRIGERATOR RPR	\$480.00
MAYTAG SPECIALIST					Total Check Amount:	\$690.00
V30967	TIMOTHY MERCADO	01/04/2019	7047	110212111	TRAINING EXPENSES	\$16.00
TIMOTHY MERCADO					Total Check Amount:	\$16.00
V30968	TINA MEYER	01/04/2019	12786	110212111	TRAINING EXPENSES	\$154.00
TINA MEYER					Total Check Amount:	\$154.00
V30969	MUNICIPAL WATER DISTRICT	01/04/2019	3784	420515131	WATER DELIVERY NOV18	\$176,024.55
MUNICIPAL WATER DISTRICT					Total Check Amount:	\$176,024.55
V30970	QUINN COMPANY	01/04/2019	12380	480515161	FIRETRK DIVERTR VALVE	\$380.20
QUINN COMPANY					Total Check Amount:	\$380.20
V30971	R.J. NOBLE COMPANY	01/04/2019	1076	420515131	ASPHALT	\$1,086.12
R.J. NOBLE COMPANY					Total Check Amount:	\$1,086.12
V30972	SMART & FINAL	01/04/2019	3269	110404429	ASP CAFE SUPPLIES	\$449.56
SMART & FINAL					Total Check Amount:	\$449.56
V30973	SNAP-ON INDUSTRIAL	01/04/2019	17125	480515161	SCAMMER SOFTWARE UPD	\$1,019.02
SNAP-ON INDUSTRIAL					Total Check Amount:	\$1,019.02
V30974	TITAN WATER TECHNOLOGY, INC.	01/04/2019	25776	490515151	WATER TREATMENT DEC18	\$415.00
TITAN WATER TECHNOLOGY, INC.					Total Check Amount:	\$415.00
V30975	TROPICAL PLAZA NURSERY, INC	01/04/2019	2062	420515131	CITY RESERVOIRS DEC18	\$1,353.37
TROPICAL PLAZA NURSERY, INC					Total Check Amount:	\$1,353.37
Voucher Subtotal						\$316,840.04

TOTAL \$438,392.37

City Check Register for: Jan 11, 2019

Check #	Vendor Name	Check Date	Vendor #	Budget Unit	Description	Amount
179665	BERI AJAY	01/11/2019	28204	830	POOL DEPOSIT REFUND	\$250.00
BERI AJAY					Total Check Amount:	\$250.00
179666	THE ALLEY CATS MUSIC, INC	01/11/2019	12680	110	ALLEYCATS XMAS 2018 2	\$173.40
THE ALLEY CATS MUSIC, INC					Total Check Amount:	\$173.40
179667	JULIA ARAKELIAN	01/11/2019	28145	420000000	CLOSED WATER ACCOUNT	\$123.00
JULIA ARAKELIAN					Total Check Amount:	\$123.00
179668	BARTEL ASSOCIATES, LLC	01/11/2019	18970	110141431	OPEB EVAL OCT 2018	\$3,028.00
BARTEL ASSOCIATES, LLC					Total Check Amount:	\$3,028.00
179669	BC TRAFFIC SPECIALIST	01/11/2019	17405	410515124	GRAVEL BAGS	\$1,774.74
BC TRAFFIC SPECIALIST					Total Check Amount:	\$1,774.74
179670	BREA MALL	01/11/2019	14558	110515127	RING ROAD MAINT JAN19	\$10,071.40
BREA MALL					Total Check Amount:	\$10,071.40
179671	BREA PARK OWNERS ASSOCIATION	01/11/2019	28182	420000000	CLOSED WATER ACCOUNT	\$302.40
BREA PARK OWNERS ASSOCIATION					Total Check Amount:	\$302.40
179672	BUSINESS CARD	01/11/2019	18749	110	BSCARD PD 112318	\$10.58
		01/11/2019	18749	110141481	BSCARD HR 122318	\$45.72
		01/11/2019	18749	110212111	BSCARD PD 112318	\$50.86
		01/11/2019	18749	110212111	BSCARD PD 122318	\$60.27
		01/11/2019	18749	110212111	TO RECLASS 12/7 ENTRY	(\$54.66)
		01/11/2019	18749	110212121	BSCARD PD 112318	\$65.35
		01/11/2019	18749	110212131	BSCARD PD 112318	(\$120.13)
		01/11/2019	18749	110212131	BSCARD PD 122318	\$47.36
		01/11/2019	18749	110404211	BSCARD CS II 122318	\$204.69
		01/11/2019	18749	110404217	BSCARD CS 122318	\$82.16
		01/11/2019	18749	110404420	BSCARD CS II 122318	\$1,442.96
		01/11/2019	18749	110404425	BSCARD CS II 122318	\$583.48
		01/11/2019	18749	420515131	BSCARD 3069 122318	\$343.59
		01/11/2019	18749	480515161	BSCARD PD 112318	\$48.00
BUSINESS CARD					Total Check Amount:	\$2,810.23
179673	CALIFORNIA NEWSPAPER PARTNERSHIP	01/11/2019	26287	110111161	LEGAL NOTICES OCT18	\$366.00
		01/11/2019	26287	110323231	LEGAL NOTICES OCT18	\$372.00
CALIFORNIA NEWSPAPER PARTNERSHIP					Total Check Amount:	\$738.00
179674	KATHLEEN CANTOLI	01/11/2019	28192	110000000	CITATION REFUND	\$281.00
KATHLEEN CANTOLI					Total Check Amount:	\$281.00
179675	CAR TECH USA	01/11/2019	28188	110	REFUND BUS LIC FEE	\$4.00
		01/11/2019	28188	110000000	REFUND BUS LIC FEE	\$80.00
CAR TECH USA					Total Check Amount:	\$84.00
179676	CHARLES TAN & ASSOCIATES, INC.	01/11/2019	26706	110000000	PROF SVCS THRU 12/6	\$800.00
CHARLES TAN & ASSOCIATES, INC.					Total Check Amount:	\$800.00

City Check Register for: Jan 11, 2019

Check #	Vendor Name	Check Date	Vendor #	Budget Unit	Description	Amount
179677	TAN SUZ CHIANG	01/11/2019	28202	110	CONS SALES:50TH WW	\$700.00
TAN SUZ CHIANG					Total Check Amount:	\$700.00
179678	CITY OF BREA - WATER DEPT	01/11/2019	2039	341515112	WATER 10/8-11/8/18	\$1,350.89
		01/11/2019	2039	343515112	WATER 10/8-11/8/18	\$2,051.44
		01/11/2019	2039	345515112	WATER 10/8-11/8/18	\$2,208.61
		01/11/2019	2039	346515112	WATER 10/8-11/8/18	\$6,070.30
		01/11/2019	2039	347515112	WATER 10/8-11/8/18	\$789.33
		01/11/2019	2039	880515113	WATER 10/8-11/8/18	\$45.76
CITY OF BREA - WATER DEPT					Total Check Amount:	\$12,516.33
179679	CITY OF BREA - WATER DEPT	01/11/2019	2039	341515112	WATER 11/8-12/6	\$1,480.89
		01/11/2019	2039	343515112	WATER 11/8-12/6	\$1,578.44
		01/11/2019	2039	345515112	WATER 11/8-12/6	\$1,725.01
		01/11/2019	2039	346515112	WATER 11/8-12/6	\$4,297.10
		01/11/2019	2039	347515112	WATER 11/8-12/6	\$420.02
		01/11/2019	2039	880515113	WATER 11/8-12/6	\$35.36
CITY OF BREA - WATER DEPT					Total Check Amount:	\$9,536.82
179680	CPSI - PROPERTY SPECIALIST, INC.	01/11/2019	26951	510707251	57/LAMBERT INT NOV18	\$2,250.00
CPSI - PROPERTY SPECIALIST, INC.					Total Check Amount:	\$2,250.00
179681	DJS PLUS	01/11/2019	8022	110404217	6THGR SNEAKPEAK 12/14	\$400.00
DJS PLUS					Total Check Amount:	\$400.00
179682	ED GRUSH GENERAL CONSTRUCTION	01/11/2019	28141	420000000	CLOSED WATER ACCOUNT	\$1,148.30
ED GRUSH GENERAL CONSTRUCTION					Total Check Amount:	\$1,148.30
179683	EMERGENCY POWER CONTROLS	01/11/2019	12002	490515151	INSTALL NEW ATS @ FS2	\$6,120.39
EMERGENCY POWER CONTROLS					Total Check Amount:	\$6,120.39
179684	FRANCHISE TAX BOARD	01/11/2019	13287	110	CD912245780 010419 PR	\$211.57
FRANCHISE TAX BOARD					Total Check Amount:	\$211.57
179685	FRONTIER COMMUNICATIONS	01/11/2019	26183	475141471	562 1820146 1216-0115	\$44.73
FRONTIER COMMUNICATIONS					Total Check Amount:	\$44.73
179686	FRONTIER COMMUNICATIONS	01/11/2019	26183	420515131	562 1821220 1228-0127	\$188.97
FRONTIER COMMUNICATIONS					Total Check Amount:	\$188.97
179687	MYRA GAETA	01/11/2019	28195	110000000	REPORT REQUEST REFUND	\$3.00
MYRA GAETA					Total Check Amount:	\$3.00
179688	THE GAS COMPANY	01/11/2019	3749	490515151	GAS NOV/DEC 2018	\$131.75
THE GAS COMPANY					Total Check Amount:	\$131.75
179689	GOLDEN BELL PRODUCTS, INC.	01/11/2019	1411	430515123	SEWER ROACH CONTROL	\$4,305.00
GOLDEN BELL PRODUCTS, INC.					Total Check Amount:	\$4,305.00
179690	JANICE S GRADY	01/11/2019	24484	110	CONS SALES 50TH WW	\$420.00
JANICE S GRADY					Total Check Amount:	\$420.00
179691	GREYSTONE SPECIALTIES	01/11/2019	26833	420515131	TIMERS (1400)	\$4,827.20

City Check Register for: Jan 11, 2019

Check #	Vendor Name	Check Date	Vendor #	Budget Unit	Description	Amount
GREYSTONE SPECIALTIES					Total Check Amount:	\$4,827.20
179692	KRISTEN AND/OR GARETT GRUBER	01/11/2019	28184	420000000	CLOSED WATER ACCOUNT	\$208.63
KRISTEN AND/OR GARETT GRUBER					Total Check Amount:	\$208.63
179693	HILLYARD INC.	01/11/2019	12184	490515151	BCC CHEMICALS	\$144.08
HILLYARD INC.					Total Check Amount:	\$144.08
179694	DONALD HOLLY	01/11/2019	28185	420000000	CLOSED WATER ACCOUNT	\$69.71
DONALD HOLLY					Total Check Amount:	\$69.71
179695	BRENDA HOUNSHELL	01/11/2019	28199	110	CONS SALES:50TH WW	\$630.00
BRENDA HOUNSHELL					Total Check Amount:	\$630.00
179696	DAVID HUIE	01/11/2019	28143	420000000	CLOSED WATER ACCOUNT	\$39.55
DAVID HUIE					Total Check Amount:	\$39.55
179697	EVA HUO	01/11/2019	26500	420000000	CLOSED WATER ACCOUNT	\$47.29
EVA HUO					Total Check Amount:	\$47.29
179698	KARIN IKEDA	01/11/2019	28148	420000000	CLOSED WATER ACCOUNT	\$8.17
KARIN IKEDA					Total Check Amount:	\$8.17
179699	INTERNATIONAL CODE COUNCIL (ICC)	01/11/2019	18336	110323241	ICC MEMBERSHIP 2019	\$135.00
INTERNATIONAL CODE COUNCIL (ICC)					Total Check Amount:	\$135.00
179700	L3 COMMUNICATIONS-MOBILE-VISION,INC	01/11/2019	21835	475141471	18/19 SERVER EXT MNT	\$1,865.00
L3 COMMUNICATIONS-MOBILE-VISION,INC					Total Check Amount:	\$1,865.00
179701	LAW OFFICES OF JONES & MAYER	01/11/2019	12144	110111112	LEGAL:CODE ENF NOV18	\$1,258.39
LAW OFFICES OF JONES & MAYER					Total Check Amount:	\$1,258.39
179702	THE LAW OFFICES OF ROBERT BURCH	01/11/2019	28189	110000000	WITNESS FEE REFUND	\$275.00
THE LAW OFFICES OF ROBERT BURCH					Total Check Amount:	\$275.00
179703	LIFE-ASSIST, INC.	01/11/2019	10530	174222222	PM MEDS FIRE STN #3	\$753.98
LIFE-ASSIST, INC.					Total Check Amount:	\$753.98
179704	LIMBACH COMPANY LP	01/11/2019	21671	490515151	3F VAV BOX/HOTWTR VLV	\$3,090.00
LIMBACH COMPANY LP					Total Check Amount:	\$3,090.00
179705	JOSEPH LOPEZ	01/11/2019	28183	420000000	CLOSED WATER ACCOUNT	\$70.75
JOSEPH LOPEZ					Total Check Amount:	\$70.75
179706	M.I.T. CHEMDRY	01/11/2019	18548	490515151	CLEAN CONF RM CHAIRS	\$310.00
M.I.T. CHEMDRY					Total Check Amount:	\$310.00
179707	RUSSELL MACKEAND	01/11/2019	28186	420000000	CLOSED WATER ACCOUNT	\$56.16
RUSSELL MACKEAND					Total Check Amount:	\$56.16
179708	NATIONAL FIRE SPRINKLER ASSOC., INC	01/11/2019	22505	110222231	TRNG:101718 PLAN RVW	\$295.00
NATIONAL FIRE SPRINKLER ASSOC., INC					Total Check Amount:	\$295.00
179709	NATIONAL TESTING NETWORK, INC	01/11/2019	25909	110141481	18/19 NTN MEMBERSHIP	\$750.00
NATIONAL TESTING NETWORK, INC					Total Check Amount:	\$750.00
179710	NORTH HILLS CHURCH	01/11/2019	10636	420000000	CLOSED WATER ACCOUNT	\$71.09
NORTH HILLS CHURCH					Total Check Amount:	\$71.09

City Check Register for: Jan 11, 2019

Check #	Vendor Name	Check Date	Vendor #	Budget Unit	Description	Amount
179711	OFFICE DEPOT, INC	01/11/2019	4743	110111143	CREDIT:#204483543001	(\$82.30)
		01/11/2019	4743	110141441	OFFICE SUPPLIES	\$54.80
		01/11/2019	4743	110212111	OFFICE SUPPLIES	\$32.31
		01/11/2019	4743	110222211	OFFICE SUPPLIES	\$34.29
		01/11/2019	4743	110404311	CREDIT:#229548577001	(\$159.24)
		01/11/2019	4743	110404311	OFFICE SUPPLIES	\$708.61
		01/11/2019	4743	110515171	OFFICE SUPPLIES	\$30.84
OFFICE DEPOT, INC					Total Check Amount:	\$619.31
179712	MICHAEL OJEDA	01/11/2019	28181	420000000	CLOSED WATER ACCOUNT	\$456.68
MICHAEL OJEDA					Total Check Amount:	\$456.68
179713	BRIAN PARISI	01/11/2019	28144	420000000	CLOSED WATER ACCOUNT	\$102.74
BRIAN PARISI					Total Check Amount:	\$102.74
179714	CHELSEY PATTERSON	01/11/2019	28147	420000000	CLOSED WATER ACCOUNT	\$108.90
CHELSEY PATTERSON					Total Check Amount:	\$108.90
179715	PLUMBING WHOLESALE OUTLET, INC.	01/11/2019	18392	110515144	SINK PARTS	\$58.19
		01/11/2019	18392	490515151	BCC RR MATERIALS	\$115.81
		01/11/2019	18392	490515151	CAST IRON PIPE	\$96.26
		01/11/2019	18392	490515151	ICE MACHINE FILTERS	\$611.87
PLUMBING WHOLESALE OUTLET, INC.					Total Check Amount:	\$882.13
179716	PUENTE HILLS FORD	01/11/2019	25742	480515161	962 ENGINE REPAIR	\$897.59
		01/11/2019	25742	480515161	PD HUB ASSEMBLY	\$305.46
PUENTE HILLS FORD					Total Check Amount:	\$1,203.05
179717	RENNE SLOAN HOTLZMAN SAKAI, LLP	01/11/2019	27580	110141481	PROF SVCS:BCEA NOV18	\$236.00
RENNE SLOAN HOTLZMAN SAKAI, LLP					Total Check Amount:	\$236.00
179718	RIVERSIDE COUNTY SHERIFF'S DEPT	01/11/2019	10660	110212111	CANINE HANDLER UPDATE	\$354.00
RIVERSIDE COUNTY SHERIFF'S DEPT					Total Check Amount:	\$354.00
179719	DANIEL C. ROBLES	01/11/2019	28194	110000000	CITATION REFUND	\$281.00
DANIEL C. ROBLES					Total Check Amount:	\$281.00
179720	CHRISTINE RUBALCAVA	01/11/2019	28146	420000000	CLOSED WATER ACCOUNT	\$10.23
CHRISTINE RUBALCAVA					Total Check Amount:	\$10.23
179721	MICHAEL SCHULER	01/11/2019	28193	110000000	CITATION REFUND	\$281.00
MICHAEL SCHULER					Total Check Amount:	\$281.00
179722	TERI AND/OR MARK SICILIANO	01/11/2019	28142	420000000	CLOSED WATER ACCOUNT	\$93.45
TERI AND/OR MARK SICILIANO					Total Check Amount:	\$93.45
179723	SMITH FLOORS & INSTALLATIONS	01/11/2019	28139	490515151	FLOOR SEAL PD LOCKER RM	\$2,800.00
SMITH FLOORS & INSTALLATIONS					Total Check Amount:	\$2,800.00
179724	SCOTT E. STOLTMAN	01/11/2019	28197	110	CONS SALES;50TH WW	\$770.00
SCOTT E. STOLTMAN					Total Check Amount:	\$770.00

City Check Register for: Jan 11, 2019

Check #	Vendor Name	Check Date	Vendor #	Budget Unit	Description	Amount
179725	SUN MAR HEALTHCARE	01/11/2019	28190	110	REFUND PERMIT CHARGES	\$71.50
SUN MAR HEALTHCARE					Total Check Amount:	\$71.50
179726	SWRCB	01/11/2019	14532	410515132	8 30M1000224 18/19FEE	\$14,230.00
SWRCB					Total Check Amount:	\$14,230.00
179727	MICHAEL R. TANG	01/11/2019	28198	110	CONS SALES:50TH WW	\$1,540.00
MICHAEL R. TANG					Total Check Amount:	\$1,540.00
179728	TIME WARNER CABLE	01/11/2019	19304	110111143	CABLE CHGS 1/2-2/1	\$28.78
		01/11/2019	19304	110111151	CABLE CHGS 1/2-2/1	\$57.55
		01/11/2019	19304	110111161	CABLE CHGS 1/2-2/1	\$18.74
		01/11/2019	19304	110141481	CABLE CHGS 1/2-2/1	\$18.74
		01/11/2019	19304	110212111	CABLE CHGS 1/2-2/1	\$360.00
		01/11/2019	19304	110222211	CABLE CHGS 1/2-2/1	\$74.94
		01/11/2019	19304	110323212	CABLE CHGS 1/2-2/1	\$76.26
		01/11/2019	19304	110404211	CABLE 1/2-2/1 40955	\$123.05
		01/11/2019	19304	110404311	CABLE CHGS 1/2-2/1	\$18.71
		01/11/2019	19304	110404521	CABLE 1/2-2/1 15759	\$25.62
		01/11/2019	19304	420515131	CABLE 1/2-2/1 20981	\$113.78
		01/11/2019	19304	420515131	CABLE 1/2-2/1 49861	\$88.91
		01/11/2019	19304	490515151	CABLE CHGS 1/2-2/1	\$18.71
TIME WARNER CABLE					Total Check Amount:	\$1,023.79
179729	TKS MARTIAL ARTS	01/11/2019	28191	110	RENTAL DEPOSIT REFUND	\$500.00
TKS MARTIAL ARTS					Total Check Amount:	\$500.00
179730	URBAN GRAFFITI ENTERPRISES INC.	01/11/2019	4352	110515121	GRAFFTI REMOVAL NOV18	\$2,000.00
		01/11/2019	4352	110515121	GRAFFTI REMOVAL OCT18	\$2,000.00
URBAN GRAFFITI ENTERPRISES INC.					Total Check Amount:	\$4,000.00
179731	TODD VAN DORN	01/11/2019	28203	110	RENTAL DEPOSIT REFUND	\$500.00
TODD VAN DORN					Total Check Amount:	\$500.00
179732	VICKI L. MORLEY FINE ARTS	01/11/2019	28200	110	CONS SALES 50TH WW	\$630.00
VICKI L. MORLEY FINE ARTS					Total Check Amount:	\$630.00
179733	VIKING SERVICES	01/11/2019	28151	110	FS2 WSHR/DRYER REPAIR	(\$0.20)
		01/11/2019	28151	110222223	FS2 WSHR/DRYER REPAIR	\$341.95
VIKING SERVICES					Total Check Amount:	\$341.75
179734	LAURA WALTERS	01/11/2019	28149	420000000	CLOSED WATER ACCOUNT	\$317.82
LAURA WALTERS					Total Check Amount:	\$317.82
179735	WIEGARDT STUDIO GALLERY	01/11/2019	28201	110	CONS SALES:50TH WW	\$1,680.00
WIEGARDT STUDIO GALLERY					Total Check Amount:	\$1,680.00
179736	WISEMAN CONSTRUCTION PROS	01/11/2019	28187	830	DEPOSIT:110 V ACOSTA	\$500.00
WISEMAN CONSTRUCTION PROS					Total Check Amount:	\$500.00
179737	WRIGHT'S LABOR SERVICE	01/11/2019	28196	290323215	CDBG:756 CASNER WAY	\$23,360.00

City Check Register for: Jan 11, 2019

Check #	Vendor Name	Check Date	Vendor #	Budget Unit	Description	Amount
WRIGHT'S LABOR SERVICE					Total Check Amount:	\$23,360.00
Check Subtotal						\$130,211.38
V30976	A-1 FENCE COMPANY	01/11/2019	27868	110515148	FENCE RENTAL	\$1,324.00
A-1 FENCE COMPANY					Total Check Amount:	\$1,324.00
V30977	ADLERHORST INT'L INC	01/11/2019	2223	110212131	DEC 2018 TRAINING	\$385.00
ADLERHORST INT'L INC					Total Check Amount:	\$385.00
V30978	ADMINISTRATIVE & PROF	01/11/2019	3344	110	DED:4010 APEA MEMBR	\$504.00
ADMINISTRATIVE & PROF					Total Check Amount:	\$504.00
V30979	THE ADVANTAGE GROUP	01/11/2019	24539	110	DED:808B FSA DEPCAR	\$2,987.60
		01/11/2019	24539	110	DED:808C FSA UR MED	\$5,261.04
THE ADVANTAGE GROUP					Total Check Amount:	\$8,248.64
V30980	ALBERT GROVER & ASSOCIATES	01/11/2019	23588	510707709	BIRCH ST TSSP NOV18	\$2,040.00
ALBERT GROVER & ASSOCIATES					Total Check Amount:	\$2,040.00
V30981	A-LINE INC CRANE RENTAL SERVICES	01/11/2019	24598	110515121	CRANE SVC:LA CRESCNTA	\$795.00
		01/11/2019	24598	110515121	CRANE:BIRCH/ST COLL	\$795.00
		01/11/2019	24598	110515121	CRANE:CENTRAL/PUENTE	\$795.00
		01/11/2019	24598	110515121	CRANE:IMP/GINGERWOOD	\$795.00
		01/11/2019	24598	110515121	CRANE:PUENTE/PIONEER	\$795.00
A-LINE INC CRANE RENTAL SERVICES					Total Check Amount:	\$3,975.00
V30982	AVCOGAS PROPANE SALES & SERVICES	01/11/2019	22047	480515161	PROPANE FUEL 500 GAL	\$1,304.79
AVCOGAS PROPANE SALES & SERVICES					Total Check Amount:	\$1,304.79
V30983	BPSEA MEMORIAL FOUNDATION	01/11/2019	14990	110	DED:4050 MEMORIAL	\$227.00
BPSEA MEMORIAL FOUNDATION					Total Check Amount:	\$227.00
V30984	BREA CITY EMPLOYEES ASSOCIATION	01/11/2019	3236	110	DED:4005 BCEA MEMBR	\$570.00
BREA CITY EMPLOYEES ASSOCIATION					Total Check Amount:	\$570.00
V30985	BREA FIREFIGHTERS ASSOCIATION	01/11/2019	3237	110	DED:4016 ASSOC MEMB	\$2,453.00
BREA FIREFIGHTERS ASSOCIATION					Total Check Amount:	\$2,453.00
V30986	BREA POLICE ASSOCIATION	01/11/2019	3769	110	DED:4030 BPA REG	\$3,400.00
BREA POLICE ASSOCIATION					Total Check Amount:	\$3,400.00
V30987	BREA POLICE ATHLETIC LEAGUE	01/11/2019	1068	110	DED:5010 B.P.A.L.	\$97.50
BREA POLICE ATHLETIC LEAGUE					Total Check Amount:	\$97.50
V30988	BREA POLICE MANAGEMENT ASSOCIATION	01/11/2019	21189	110	DED:4019 LDF MEMBRS	\$13.00
		01/11/2019	21189	110	DED:4020 PMA MEMBRS	\$227.50
BREA POLICE MANAGEMENT ASSOCIATION					Total Check Amount:	\$240.50
V30989	BREA/ORANGE COUNTY PLUMBING	01/11/2019	3781	490515151	FIRE STN #1 MAIN LINE	\$627.00
BREA/ORANGE COUNTY PLUMBING					Total Check Amount:	\$627.00
V30990	BYRNE SOFTWARE TECHNOLOGIES, INC.	01/11/2019	27471	110323241	ACCELA IMPL 1124-1130	\$110.00

City Check Register for: Jan 11, 2019

Check #	Vendor Name	Check Date	Vendor #	Budget Unit	Description	Amount
BYRNE SOFTWARE TECHNOLOGIES, INC.					Total Check Amount:	\$110.00
V30991	C. WELLS PIPELINE MATERIALS INC	01/11/2019	13055	110515141	BACKFLOW PARTS	\$1,105.52
C. WELLS PIPELINE MATERIALS INC					Total Check Amount:	\$1,105.52
V30992	CALIFORNIA DOMESTIC WATER CO	01/11/2019	3388	420515131	WTR CONSUMPTION DEC18	\$191,093.11
CALIFORNIA DOMESTIC WATER CO					Total Check Amount:	\$191,093.11
V30993	CALIFORNIA HEALTH & SAFETY INC.	01/11/2019	15491	110222221	COMPRESSOR REPAIR	\$3,444.92
		01/11/2019	15491	110222221	SCBA FLOW TEST	\$4,887.01
CALIFORNIA HEALTH & SAFETY INC.					Total Check Amount:	\$8,331.93
V30994	CANNINGS ACE HARDWARE	01/11/2019	15828	410515124	BERRY CHANNEL MATLS	\$39.72
CANNINGS ACE HARDWARE					Total Check Amount:	\$39.72
V30995	LETA COLE	01/11/2019	25632	110212111	TRAINING MILEAGE	\$14.77
LETA COLE					Total Check Amount:	\$14.77
V30996	COMLOCK SECURITY-GROUP	01/11/2019	13625	490515151	KEYS & LOCKS	\$111.64
COMLOCK SECURITY-GROUP					Total Check Amount:	\$111.64
V30997	DAVID EVANS AND ASSOCIATES, INC.	01/11/2019	20981	510707929	CONST SUPPORT SEPT18	\$2,228.50
DAVID EVANS AND ASSOCIATES, INC.					Total Check Amount:	\$2,228.50
V30998	DE LAGE LANDEN FINANCIAL SERVICES	01/11/2019	23311	110141441	FS3 COPY MACH LSE DEC	\$161.20
DE LAGE LANDEN FINANCIAL SERVICES					Total Check Amount:	\$161.20
V30999	DLT SOLUTIONS INC	01/11/2019	1831	475141471	LINUX SERVER MNT 2019	\$1,040.76
DLT SOLUTIONS INC					Total Check Amount:	\$1,040.76
V31000	ENTENMANN ROVIN COMPANY	01/11/2019	3457	110222221	WALLET BADGE	\$70.88
ENTENMANN ROVIN COMPANY					Total Check Amount:	\$70.88
V31001	EQUIPMENT DIRECT INC	01/11/2019	4522	110515121	SAFETY SUPPLIES	\$88.42
EQUIPMENT DIRECT INC					Total Check Amount:	\$88.42
V31002	EWING IRRIGATION PRODUCTS, INC.	01/11/2019	5807	110515141	TRASH PICKERS	\$52.80
EWING IRRIGATION PRODUCTS, INC.					Total Check Amount:	\$52.80
V31003	FUSCOE ENGINEERING, INC.	01/11/2019	18052	110000000	AVALON - WQMP	\$648.00
		01/11/2019	18052	410515132	NPDES TECH SVCS OCT18	\$4,490.25
FUSCOE ENGINEERING, INC.					Total Check Amount:	\$5,138.25
V31004	DON GOLDEN	01/11/2019	10729	110000000	INSP SVCS 12/19-1/3	\$7,338.37
		01/11/2019	10729	110323242	INSP SVCS 12/19-1/3	\$529.90
DON GOLDEN					Total Check Amount:	\$7,868.27
V31005	GRAINGER	01/11/2019	13634	110222211	BATTERIES	\$134.99
GRAINGER					Total Check Amount:	\$134.99
V31006	HITT MARKING DEVICES, INC	01/11/2019	4540	110515171	OFFICE SUPPLIES	\$58.01
HITT MARKING DEVICES, INC					Total Check Amount:	\$58.01
V31007	IMPRESSIVE SCREENWORKS	01/11/2019	1815	420515131	POLO SHIRTS/ JACKETS	\$318.94
		01/11/2019	1815	480515161	POLO SHIRTS/ JACKETS	\$207.42
IMPRESSIVE SCREENWORKS					Total Check Amount:	\$526.36

City Check Register for: Jan 11, 2019

Check #	Vendor Name	Check Date	Vendor #	Budget Unit	Description	Amount
V31008	INFOSEND, INC.	01/11/2019	19016	110111151	INSERT:HOLIDAY SCHED	\$55.13
		01/11/2019	19016	110212111	INSERT:CITZEN ACADEMY	\$55.17
		01/11/2019	19016	110404420	INSERT:NUTCRACKER BTQ	\$55.17
		01/11/2019	19016	110404420	INSERT:TREE LIGHTING	\$55.13
		01/11/2019	19016	110404420	INSERT:VETERANS DAT	\$55.17
		01/11/2019	19016	110404521	INSERT:ADOPT-A-SENIOR	\$55.17
		01/11/2019	19016	110404523	INSERT:RESOURCE CTR	\$55.13
		01/11/2019	19016	110404542	INSERT:ALLEY CATS	\$55.13
		01/11/2019	19016	420141421	WATER:NOV18 POSTAGE	\$4,215.23
		01/11/2019	19016	420141421	WATER:NOV18 PRNT/MAIL	\$1,508.16
		01/11/2019	19016	420141421	WATER:OCT18 POSTAGE	\$4,217.53
		01/11/2019	19016	420141421	WATER:OCT18 PRNT/MAIL	\$1,515.95
INFOSEND, INC.					Total Check Amount:	\$11,898.07
V31009	JACKSON'S AUTO SUPPLY	01/11/2019	1143	480515161	AUTO SUPPLIES NOV18	\$2,574.38
JACKSON'S AUTO SUPPLY					Total Check Amount:	\$2,574.38
V31010	LAKIN TIRE WEST, INC.	01/11/2019	12286	480515161	USED TIRE DISPOSAL	\$585.32
LAKIN TIRE WEST, INC.					Total Check Amount:	\$585.32
V31011	LEIGHTON CONSULTING, INC	01/11/2019	22203	510707922	PEER RVW:SLOPE REPAIR	\$3,000.00
LEIGHTON CONSULTING, INC					Total Check Amount:	\$3,000.00
V31012	LIEBERT CASSIDY WHITMORE	01/11/2019	2489	110111112	2019 ERC MEMBERSHIP	\$3,775.00
LIEBERT CASSIDY WHITMORE					Total Check Amount:	\$3,775.00
V31013	THE LIGHTHOUSE	01/11/2019	8787	480515161	AMBER LED LIGHTS	\$162.02
THE LIGHTHOUSE					Total Check Amount:	\$162.02
V31014	LINEGEAR	01/11/2019	23894	110222221	BOOTS	\$364.25
LINEGEAR					Total Check Amount:	\$364.25
V31015	LONG BEACH BMW	01/11/2019	18120	480515161	#1535 EMERG LIGHT RPR	\$895.48
LONG BEACH BMW					Total Check Amount:	\$895.48
V31016	MAR-CO EQUIPMENT COMPANY	01/11/2019	20329	480515161	SWEEPER EYE BOLT	\$28.91
		01/11/2019	20329	480515161	SWEEPER HEAD & PARTS	\$2,316.75
		01/11/2019	20329	480515161	SWEEPER PICKUP HEAD	\$3,243.28
MAR-CO EQUIPMENT COMPANY					Total Check Amount:	\$5,588.94
V31017	MINER, LTD	01/11/2019	27173	490515151	ACCORDION DOOR CURTIS	\$2,757.07
MINER, LTD					Total Check Amount:	\$2,757.07
V31018	MYERS AND SONS	01/11/2019	21624	510707702	DEL1NEATORS:EAGLEHLLS	\$2,191.64
		01/11/2019	21624	510707702	EAGLE HILLS SIGNS	\$724.62
MYERS AND SONS					Total Check Amount:	\$2,916.26
V31019	NEW PIG CORPORATION	01/11/2019	13534	410	ABSORBENT FILTERS	(\$160.43)
		01/11/2019	13534	410515124	ABSORBENT FILTERS	\$2,378.73
NEW PIG CORPORATION					Total Check Amount:	\$2,218.30

City Check Register for: Jan 11, 2019

Check #	Vendor Name	Check Date	Vendor #	Budget Unit	Description	Amount
V31020	ORANGE COUNTY UNITED WAY	01/11/2019	3451	110	DED:5005 UNITED WAY	\$12.40
ORANGE COUNTY UNITED WAY					Total Check Amount:	\$12.40
V31021	OZUNA ELECTRIC CO.INC.	01/11/2019	18504	110515121	LMBRT UNDRPSS LTS RPR	\$4,885.00
OZUNA ELECTRIC CO.INC.					Total Check Amount:	\$4,885.00
V31022	PELLETIER & ASSOCIATES	01/11/2019	25222	470141483	PREV ERGONOMIC EVAL	\$275.00
PELLETIER & ASSOCIATES					Total Check Amount:	\$275.00
V31023	PLACEWORKS, INC.	01/11/2019	26720	110000000	AERA ENVIRONMENTAL	\$8,149.80
PLACEWORKS, INC.					Total Check Amount:	\$8,149.80
V31024	RAY-LITE INDUSTRIES, INC.	01/11/2019	19800	490515151	ART GALLERY LED LAMPS	\$414.45
RAY-LITE INDUSTRIES, INC.					Total Check Amount:	\$414.45
V31025	RCS INVESTIGATIONS & CONSULTING LLC	01/11/2019	22534	110212111	BCKGRND INVESTIGATION	\$10,350.00
RCS INVESTIGATIONS & CONSULTING LLC					Total Check Amount:	\$10,350.00
V31026	CATHERINE REX	01/11/2019	28150	110404541	ARTGALLERY CONS SALES	\$24.50
CATHERINE REX					Total Check Amount:	\$24.50
V31027	ROTH STAFFING COMPANIES LP	01/11/2019	27579	110141431	TEMP STAFF 12/3-12/9	\$1,207.07
		01/11/2019	27579	110141431	TEMP STAFF 1210-1216	\$969.73
		01/11/2019	27579	110141431	TEMP STAFF 1217-1223	\$1,193.51
		01/11/2019	27579	420141431	TEMP STAFF 12/3-12/9	\$362.12
		01/11/2019	27579	420141431	TEMP STAFF 1210-1216	\$290.92
		01/11/2019	27579	420141431	TEMP STAFF 1217-1223	\$358.05
		01/11/2019	27579	430141431	TEMP STAFF 12/3-12/9	\$362.12
		01/11/2019	27579	430141431	TEMP STAFF 1210-1216	\$290.92
		01/11/2019	27579	430141431	TEMP STAFF 1217-1223	\$358.05
		01/11/2019	27579	630141432	TEMP STAFF 12/3-12/9	\$482.83
		01/11/2019	27579	630141432	TEMP STAFF 1210-1216	\$387.88
		01/11/2019	27579	630141432	TEMP STAFF 1217-1223	\$477.41
ROTH STAFFING COMPANIES LP					Total Check Amount:	\$6,740.61
V31028	RUSSELL SIGLER INC.	01/11/2019	21638	490515151	HVAC FILTERS	\$201.71
		01/11/2019	21638	490515151	HVAC PARTS	\$29.42
RUSSELL SIGLER INC.					Total Check Amount:	\$231.13
V31029	SC FUELS	01/11/2019	16654	480515161	REG ETH 4179.1 GAL	\$11,774.65
SC FUELS					Total Check Amount:	\$11,774.65
V31030	BRANDON SCHMIDT	01/11/2019	26748	110212111	INV INTERVW/INTERROG	\$40.00
BRANDON SCHMIDT					Total Check Amount:	\$40.00
V31031	SITEONE LANDSCAPE SUPPLY, LLC	01/11/2019	25942	110515141	IRRIG PARTS/TRASHERS	\$513.94
		01/11/2019	25942	110515143	IRRIGATION PARTS	\$268.80
		01/11/2019	25942	110515144	IRRIG PARTS/TRASHERS	\$292.72
SITEONE LANDSCAPE SUPPLY, LLC					Total Check Amount:	\$1,075.46

City Check Register for: Jan 11, 2019

Check #	Vendor Name	Check Date	Vendor #	Budget Unit	Description	Amount
V31032	SMART & FINAL	01/11/2019	3269	110404224	KIDSWATCH SUPPLIES	\$69.49
SMART & FINAL					Total Check Amount:	\$69.49
V31033	STEVEN ENTERPRISES, INC.	01/11/2019	26543	110323212	PLOTTER PAPER	\$65.34
		01/11/2019	26543	110515171	PLOTTER PAPER	\$65.34
		01/11/2019	26543	475141471	PLOTTER PAPER	\$65.34
STEVEN ENTERPRISES, INC.					Total Check Amount:	\$196.02
V31034	SUPERION, LLC	01/11/2019	26879	475141471	ASP BACKUP SVCS JAN19	\$1,908.30
SUPERION, LLC					Total Check Amount:	\$1,908.30
V31035	TECHNICOLOR PRINTING	01/11/2019	24354	110404429	CS STAFF HOODIES	\$248.98
TECHNICOLOR PRINTING					Total Check Amount:	\$248.98
V31036	THYSSENKRUPP ELEVATOR	01/11/2019	10308	110515125	JAN-MAR 2019 SVC PS1	\$1,704.16
		01/11/2019	10308	110515125	JAN-MAR 2019 SVC PS2	\$1,704.16
		01/11/2019	10308	110515125	JAN-MAR 2019 SVC PS3	\$1,710.00
THYSSENKRUPP ELEVATOR					Total Check Amount:	\$5,118.32
V31037	TURBO DATA SYSTEMS, INC.	01/11/2019	1472	110212132	HH LEASE TPM NOV18	\$258.60
TURBO DATA SYSTEMS, INC.					Total Check Amount:	\$258.60
V31038	UNITED ROTARY BRUSH CORPORATION	01/11/2019	16649	480515161	SWEEPER BROOMS (3)	\$353.54
UNITED ROTARY BRUSH CORPORATION					Total Check Amount:	\$353.54
V31039	US METRO GROUP, INC.	01/11/2019	24814	110515125	JANITORIAL SVCS DEC18	\$826.72
		01/11/2019	24814	490515151	JANITORIAL SVCS DEC18	\$32,832.79
		01/11/2019	24814	490515151	JANTRL SVCS:NUTCRACKER	\$843.75
US METRO GROUP, INC.					Total Check Amount:	\$34,503.26
V31040	WALTERS WHOLESALE ELECTRIC	01/11/2019	1667	110515121	BLACK TAPE	\$12.42
		01/11/2019	1667	110515125	BREAKER FOR ASH ST/DT	\$79.65
		01/11/2019	1667	490515151	WASH RACK LIGHT PROJ	\$364.08
WALTERS WHOLESALE ELECTRIC					Total Check Amount:	\$456.15
V31041	WILLDAN ENGINEERING	01/11/2019	12445	110000000	INSP SVCS THRU 10/26	\$92.50
		01/11/2019	12445	110000000	PLAN CHECK SVCS 11/23	\$447.00
		01/11/2019	12445	110515171	CITY TF ENG'G 11/23	\$124.00
		01/11/2019	12445	110515171	CITY TFC ENG'G 11/23	\$8,352.00
		01/11/2019	12445	110515171	PLAN CHECK SVCS 11/23	\$298.00
		01/11/2019	12445	510515171	CITY TFC ENG'G 11/23	\$1,248.00
WILLDAN ENGINEERING					Total Check Amount:	\$10,561.50
V31042	ZUMAR INDUSTRIES, INC.	01/11/2019	3802	510707703	SIGN MATERIALS	\$908.25
ZUMAR INDUSTRIES, INC.					Total Check Amount:	\$908.25
Voucher Subtotal						\$378,862.06
TOTAL						\$509,073.44

City of Brea

COUNCIL COMMUNICATION

TO: Honorable Mayor and City Council Members

FROM: Bill Gallardo, City Manager

DATE: 01/15/2019

SUBJECT: Monthly Report of Investments for the Successor Agency to the Brea Redevelopment Agency for Period Ending October 31, 2018

RECOMMENDATION

Receive and file.

BACKGROUND/DISCUSSION

The Monthly Report of Investments is in accordance with Government Code Section 53607 and contains information on the investment activities for the month of October 2018. Funds received by the Successor Agency are typically spent within three to six months; therefore are not invested long-term. The Successor Agency's Local Agency Investment Fund (LAIF) is used for short-term investments and functions like a savings account until funds are required to meet expenditures needs. Attachment A includes a Portfolio Summary and Holdings Report prepared by Chandler Asset Management for the funds invested on behalf of the Successor Agency. As of October 31, 2018, the market value, including accrued interest on the Successor Agency's Local Agency Investment Fund (LAIF), was \$364,860.44 in comparison to \$1,133,625.81 at September 30, 2018. The Successor Agency to the Brea Redevelopment Agency has sufficient cash flow to meet its expected expenditures for the next six months.

The Successor Agency also has restricted (fiscal agent) cash and investment accounts related to its various bond reserve accounts which are managed by Chandler Asset Management. Attachment A includes a portfolio report from Chandler Asset Management for each bond reserve account that is invested. As of October 31, 2018, the market value of these funds, including short-term cash and accrued interest was \$176,777.42 as compared to \$176,373.10 as of September 30, 2018.

FISCAL IMPACT/SUMMARY

During the month of October, the total value of the Successor Agency to the Brea Redevelopment Agency's investment portfolio decreased by \$768,765.37 due excess cash being sent to County per the last and final Recognized Obligation Payments Schedule (ROPS). The total value of the restricted cash and investments increased by \$404.32 primarily due market rate adjustments.

RESPECTFULLY SUBMITTED:

William Gallardo, City Manager

Prepared by: Alicia Brenner, Senior Management Analyst

Concurrence: Cindy Russell, Administrative Services Director

Attachments

Attachment A

Successor Agency to the Brea Redevelopment Agency
Cash and Investment Information
October 31, 2018

			Cost Value	Market Value*
Demand and Interest-Bearing Checking Accounts	Citizen's Bank	\$	132,113.90	\$ 132,113.90
Local Agency Investment Fund	LAIF	\$	364,068.16	\$ 364,860.44
<u>Fiscal Agent Cash & Investments</u>				
2003 Tax Allocation Bonds	Chandler/BNY	\$	-	\$ -
2004 Brea Public Financing Authority Lease Revenue Bond	Chandler/BNY	\$	23,221.20	\$ 23,221.20
2010 Brea Public Financing Authority Lease Revenue Bond	Chandler/BNY	\$	66,719.63	\$ 66,719.63
2013 Tax Allocation Bonds	Chandler/BNY	\$	62,635.43	\$ 62,635.43
2016 Tax Allocation Refunding Bonds, Series A & B	Chandler/BNY	\$	11,336.13	\$ 11,336.13
2017 Tax Allocation Refunding Bonds, Series A & B	Chandler/BNY	\$	12,865.03	\$ 12,865.03
Sub-total - Fiscal Agent Cash & Investments		\$	176,777.42	\$ 176,777.42
Grand Total			\$ 672,959.48	\$ 673,751.76

* Includes accrued interest on invested funds

Successor Agency to the Brea Redevelopment Agency

Cash and Investment Information

October 31, 2018

Fiscal Agent Cash & Investments Detail	Cost Value	Market Value
2003 Tax Allocation Bonds - CHANDLER	\$ -	\$ -
Short-Term Treasury Funds - BNY	\$ -	\$ -
Sub-total	\$ -	\$ -
2004 Brea Public Financing Authority Lease Revenue Bond - CHANDLER	\$ -	\$ -
Short-Term Treasury Funds - BNY	\$ 23,221.20	\$ 23,221.20
Sub-total	\$ 23,221.20	\$ 23,221.20
2010 Brea Public Financing Authority Lease Revenue Bond - CHANDLER	\$ -	\$ -
Short-Term Treasury Funds - BNY	\$ 66,719.63	\$ 66,719.63
Sub-total	\$ 66,719.63	\$ 66,719.63
2013 Tax Allocation Bonds - CHANDLER	\$ -	\$ -
Short-Term Treasury Funds - BNY	\$ 62,635.43	\$ 62,635.43
Sub-total	\$ 62,635.43	\$ 62,635.43
2016 Tax Allocation Refunding Bonds, Series A & B - CHANDLER	\$ -	\$ -
Short-Term Treasury Funds - BNY	\$ 11,336.13	\$ 11,336.13
Sub-total	\$ 11,336.13	\$ 11,336.13
2017 Tax Allocation Refunding Bonds, Series A & B - CHANDLER	\$ -	\$ -
Short-Term Treasury Funds - BNY	\$ 12,865.03	\$ 12,865.03
Sub-total	\$ 12,865.03	\$ 12,865.03
Report Grand Total	\$ 176,777.42	\$ 176,777.42

PORTFOLIO CHARACTERISTICS

Average Modified Duration	0.00
Average Coupon	2.17%
Average Purchase YTM	2.17%
Average Market YTM	2.17%
Average S&P/Moody Rating	NR/NR
Average Final Maturity	0.00 yrs
Average Life	0.00 yrs

ACCOUNT SUMMARY

	Beg. Values as of 9/30/18	End Values as of 10/31/18
Market Value	1,127,940	364,068
Accrued Interest	5,686	792
Total Market Value	1,133,626	364,860
Income Earned	1,914	1,235
Cont/WD		-770,000
Par	1,127,940	364,068
Book Value	1,127,940	364,068
Cost Value	1,127,940	364,068

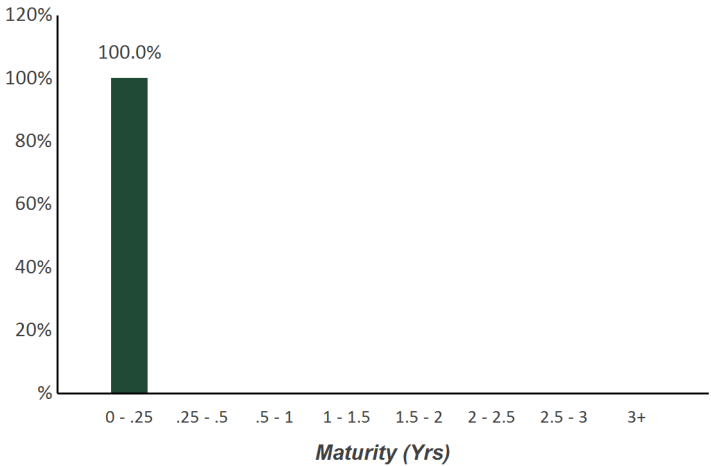
TOP ISSUERS

Local Agency Investment Fund	100.0%
Total	100.0%

SECTOR ALLOCATION



MATURITY DISTRIBUTION



CREDIT QUALITY (S&P)



Holdings Report

As of October 31, 2018

CUSIP	Security Description	Par Value/Units	Purchase Date Book Yield	Cost Value Book Value	Mkt Price Mkt YTM	Market Value Accrued Int.	% of Port. Gain/Loss	Moody/S&P Fitch	Maturity Duration
LAIF									
90LAIF\$00	Local Agency Investment Fund State Pool	364,068.16	Various 2.17%	364,068.16 364,068.16	1.00 2.17%	364,068.16 792.28	100.00% 0.00	NR / NR NR	0.00 0.00
Total LAIF		364,068.16	2.17%	364,068.16	2.17%	364,068.16 792.28	100.00% 0.00	NR / NR NR	0.00 0.00
TOTAL PORTFOLIO		364,068.16	2.17%	364,068.16	2.17%	364,068.16 792.28	100.00% 0.00	NR / NR NR	0.00 0.00
TOTAL MARKET VALUE PLUS ACCRUED						364,860.44			

City of Brea

COUNCIL COMMUNICATION

TO: Honorable Mayor and City Council Members

FROM: Bill Gallardo, City Manager

DATE: 01/15/2019

SUBJECT: Monthly Report of Investments for the Successor Agency to the Brea Redevelopment Agency for Period Ending November 30, 2018

RECOMMENDATION

Receive and file.

BACKGROUND/DISCUSSION

The Monthly Report of Investments is in accordance with Government Code Section 53607 and contains information on the investment activities for the month of November 2018. Funds received by the Successor Agency are typically spent within three to six months; therefore are not invested long-term. The Successor Agency's Local Agency Investment Fund (LAIF) is used for short-term investments and functions like a savings account until funds are required to meet expenditures needs. Attachment A includes a Portfolio Summary and Holdings Report prepared by Chandler Asset Management for the funds invested on behalf of the Successor Agency. As of November 30, 2018, the market value, including accrued interest on the Successor Agency's Local Agency Investment Fund (LAIF), was \$365,522.74 in comparison to \$364,860.44 at October 31, 2018. The Successor Agency to the Brea Redevelopment Agency has sufficient cash flow to meet its expected expenditures for the next six months.

The Successor Agency also has restricted (fiscal agent) cash and investment accounts related to its various bond reserve accounts which are managed by Chandler Asset Management. Attachment A includes a portfolio report from Chandler Asset Management for each bond reserve account that is invested. As of November 30, 2018, the market value of these funds, including short-term cash and accrued interest was \$177,045.88 as compared to \$176,777.42 as of October 31, 2018.

FISCAL IMPACT/SUMMARY

During the month of November, the total value of the Successor Agency to the Brea Redevelopment Agency's investment portfolio decreased by \$662.30 due to changes in market value. The total value of the restricted cash and investments increased by \$268.46 primarily due to market rate adjustments.

RESPECTFULLY SUBMITTED:

William Gallardo, City Manager

Prepared by: Alicia Brenner, Senior Management Analyst

Concurrence: Cindy Russell, Administrative Services Director

Attachments

Attachment A

Successor Agency to the Brea Redevelopment Agency
Cash and Investment Information
November 30, 2018

			Cost Value	Market Value*
Demand and Interest-Bearing Checking Accounts	Citizen's Bank	\$	139,869.94	\$ 139,869.94
Local Agency Investment Fund	LAIF	\$	364,068.16	\$ 365,522.74
<u>Fiscal Agent Cash & Investments</u>				
2003 Tax Allocation Bonds	Chandler/BNY	\$	-	\$ -
2004 Brea Public Financing Authority Lease Revenue Bond	Chandler/BNY	\$	23,256.07	\$ 23,256.07
2010 Brea Public Financing Authority Lease Revenue Bond	Chandler/BNY	\$	66,819.78	\$ 66,819.78
2013 Tax Allocation Bonds	Chandler/BNY	\$	62,729.45	\$ 62,729.45
2016 Tax Allocation Refunding Bonds, Series A & B	Chandler/BNY	\$	11,353.12	\$ 11,353.12
2017 Tax Allocation Refunding Bonds, Series A & B	Chandler/BNY	\$	12,887.46	\$ 12,887.46
Sub-total - Fiscal Agent Cash & Investments		\$	177,045.88	\$ 177,045.88
Grand Total			\$ 680,983.98	\$ 682,438.56

* Includes accrued interest on invested funds

Successor Agency to the Brea Redevelopment Agency
Cash and Investment Information
November 30, 2018

Fiscal Agent Cash & Investments Detail	Cost Value	Market Value
2003 Tax Allocation Bonds - CHANDLER	\$ -	\$ -
Short-Term Treasury Funds - BNY	\$ -	\$ -
Sub-total	\$ -	\$ -
2004 Brea Public Financing Authority Lease Revenue Bond - CHANDLER	\$ -	\$ -
Short-Term Treasury Funds - BNY	\$ 23,256.07	\$ 23,256.07
Sub-total	\$ 23,256.07	\$ 23,256.07
2010 Brea Public Financing Authority Lease Revenue Bond - CHANDLER	\$ -	\$ -
Short-Term Treasury Funds - BNY	\$ 66,819.78	\$ 66,819.78
Sub-total	\$ 66,819.78	\$ 66,819.78
2013 Tax Allocation Bonds - CHANDLER	\$ -	\$ -
Short-Term Treasury Funds - BNY	\$ 62,729.45	\$ 62,729.45
Sub-total	\$ 62,729.45	\$ 62,729.45
2016 Tax Allocation Refunding Bonds, Series A & B - CHANDLER	\$ -	\$ -
Short-Term Treasury Funds - BNY	\$ 11,353.12	\$ 11,353.12
Sub-total	\$ 11,353.12	\$ 11,353.12
2017 Tax Allocation Refunding Bonds, Series A & B - CHANDLER	\$ -	\$ -
Short-Term Treasury Funds - BNY	\$ 12,887.46	\$ 12,887.46
Sub-total	\$ 12,887.46	\$ 12,887.46
Report Grand Total	\$ 177,045.88	\$ 177,045.88

PORTFOLIO CHARACTERISTICS

Average Modified Duration	0.00
Average Coupon	2.24%
Average Purchase YTM	2.24%
Average Market YTM	2.24%
Average S&P/Moody Rating	NR/NR
Average Final Maturity	0.00 yrs
Average Life	0.00 yrs


ACCOUNT SUMMARY

	Beg. Values as of 10/31/18	End Values as of 11/30/18
Market Value	364,068	364,068
Accrued Interest	792	1,455
Total Market Value	364,860	365,523
Income Earned	1,235	662
Cont/WD		0
Par	364,068	364,068
Book Value	364,068	364,068
Cost Value	364,068	364,068

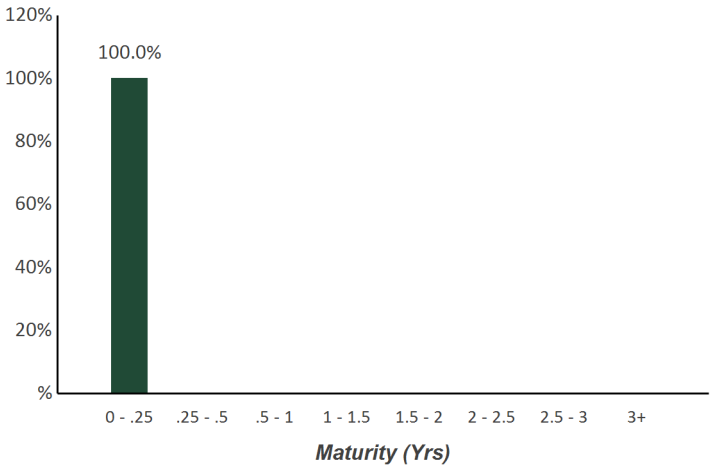
TOP ISSUERS

Local Agency Investment Fund	100.0%
Total	100.0%

SECTOR ALLOCATION



MATURITY DISTRIBUTION



CREDIT QUALITY (S&P)



Holdings Report

As of November 30, 2018



CUSIP	Security Description	Par Value/Units	Purchase Date Book Yield	Cost Value Book Value	Mkt Price Mkt YTM	Market Value Accrued Int.	% of Port. Gain/Loss	Moody/S&P Fitch	Maturity Duration
LAIF									
90LAIF\$00	Local Agency Investment Fund State Pool	364,068.16	Various 2.24%	364,068.16 364,068.16	1.00 2.24%	364,068.16 1,454.58	100.00% 0.00	NR / NR NR	0.00 0.00
Total LAIF		364,068.16	2.24%	364,068.16	2.24%	364,068.16 1,454.58	100.00% 0.00	NR / NR NR	0.00 0.00
TOTAL PORTFOLIO		364,068.16	2.24%	364,068.16	2.24%	364,068.16 1,454.58	100.00% 0.00	NR / NR NR	0.00 0.00
TOTAL MARKET VALUE PLUS ACCRUED						365,522.74			

City of Brea

COUNCIL COMMUNICATION

FROM: Bill Gallardo, City Manager

DATE: 01/15/2019

SUBJECT: December 21, 2018 Successor Agency Check Register - Receive and file.

Attachments

12-21-18 SA Check Register

Successor Agency Check Register for: Dec 21, 2018

Check #	Vendor Name	Check Date	Vendor #	Budget Unit	Description	Amount
2667	BANDERA ESTATES	12/21/2018	3121	511626224	SENIOR SUBSIDY JAN19	\$1,016.00
BANDERA ESTATES					Total Check Amount:	\$1,016.00
2668	THE BANK OF NEW YORK MELLON	12/21/2018	4202	731000000	2010REF LSE REV BONDS	\$2,697.00
THE BANK OF NEW YORK MELLON					Total Check Amount:	\$2,697.00
2669	BLX GROUP LLC	12/21/2018	4457	813000000	2011 TAX ALLOC BONDS	\$2,000.00
BLX GROUP LLC					Total Check Amount:	\$2,000.00
2670	BREA WOODS SENIOR APARTMENTS	12/21/2018	1955	511626224	SENIOR SUBSIDY JAN19	\$254.00
BREA WOODS SENIOR APARTMENTS					Total Check Amount:	\$254.00
2671	BROOKDALE - BREA	12/21/2018	4623	511626224	SENIOR SUBSIDY JAN19	\$254.00
BROOKDALE - BREA					Total Check Amount:	\$254.00
2672	CITY OF BREA	12/21/2018	1003	511	REIMB COSTS 18/19 NOV	\$4,758.74
	CITY OF BREA	12/21/2018	1003	511	SENIOR SUBSIDY REFUND	(\$254.00)
CITY OF BREA					Total Check Amount:	\$4,504.74
2673	HERITAGE PLAZA APARTMENTS	12/21/2018	1917	511626224	SENIOR SUBSIDY JAN19	\$508.00
HERITAGE PLAZA APARTMENTS					Total Check Amount:	\$508.00
2674	HOLLYDALE MOBILE ESTATES	12/21/2018	4250	511626224	SENIOR SUBSIDY JAN19	\$254.00
HOLLYDALE MOBILE ESTATES					Total Check Amount:	\$254.00
2675	HOLLYDALE MOBILE ESTATES	12/21/2018	4577	511626224	SENIOR SUBSIDY JAN19	\$254.00
HOLLYDALE MOBILE ESTATES					Total Check Amount:	\$254.00
2676	LAKE PARK BREA	12/21/2018	2433	511626224	SENIOR SUBSIDY JAN19	\$2,032.00
LAKE PARK BREA					Total Check Amount:	\$2,032.00
2677	ORANGE VILLA SENIOR APARTMENTS	12/21/2018	2132	511626224	SENIOR SUBSIDY JAN19	\$254.00
ORANGE VILLA SENIOR APARTMENTS					Total Check Amount:	\$254.00
2678	RICHARDS WATSON & GERSHON	12/21/2018	2280	511000000	GEN LEGAL SVCS OCT18	\$2,157.50
	RICHARDS WATSON & GERSHON	12/21/2018	2280	511000000	GEN LGL SVCS NOV-DEC	\$2,000.00
RICHARDS WATSON & GERSHON					Total Check Amount:	\$4,157.50
2679	VINTAGE CANYON SENIOR APARTMENTS	12/21/2018	4081	511626224	SENIOR SUBSIDY JAN19	\$1,016.00
VINTAGE CANYON SENIOR APARTMENTS					Total Check Amount:	\$1,016.00

Overall - Total \$19,201.24