



City Council and Successor Agency to the Brea Redevelopment Agency Agenda

Tuesday, August 1, 2017

6:30 p.m. - Closed Session

7:00 p.m. - General Session

Cecilia Hupp, Mayor

Glenn Parker, Mayor Pro Tem

Christine Marick, Council Member

Marty Simonoff, Council Member

Steven Vargas, Council Member

This agenda contains a brief general description of each item Council will consider. The City Clerk has on file copies of written documentation relating to each item of business on this Agenda available for public inspection. Contact the City Clerk's Office at (714) 990-7756 or view the Agenda and related materials on the City's website at www.cityofbrea.net. Materials related to an item on this agenda submitted to the Council after distribution of the agenda packet are available for public inspection in the City Clerk's Office at 1 Civic Center Circle, Brea, CA during normal business hours. Such documents may also be available on the City's website subject to staff's ability to post documents before the meeting.

Procedures for Addressing the Council

The Council encourages interested people to address this legislative body by making a brief presentation on a public hearing item when the Mayor calls the item or address other items under **Matters from the Audience**. State Law prohibits the City Council from responding to or acting upon matters not listed on this agenda.

The Council encourages free expression of all points of view. To allow all persons the opportunity to speak, please keep your remarks brief. If others have already expressed your position, you may simply indicate that you agree with a previous speaker. If appropriate, a spokesperson may present the views of your entire group. Council rules prohibit clapping, booing or shouts of approval or disagreement from the audience. PLEASE SILENCE ALL PAGERS, CELL PHONES AND OTHER ELECTRONIC EQUIPMENT WHILE COUNCIL IS IN SESSION. Thank you.

Special Accommodations

In compliance with the Americans with Disabilities Act, if you need special assistance to participate in this meeting, please contact the City Clerk's Office at (714) 990-7757. Notification 48 hours prior to the meeting will enable City staff to make reasonable arrangements to ensure accessibility. (28 CFR 35.102.35.104 ADA Title II)

Important Notice

The City of Brea shows both live broadcasts and replays of City Council Meetings on Brea Cable Channel 3 and over the Internet at www.cityofbrea.net. Your attendance at this public meeting may result in the recording and broadcast of your image and/or voice as previously described.

CLOSED SESSION
6:30 p.m. - Executive Conference Room
Level Three

CALL TO ORDER / ROLL CALL - COUNCIL

1. Public Comment

Closed Session may convene to consider matters of purchase / sale of real property (G. C. §54956.8), pending litigation [G.C. §54956.9(d)(1)], potential litigation [G.C. §54956.9(d)(2)(3) or (4)], liability claims (G. C. §54961) or personnel items (G.C. §54957.6). Records not available for public inspection.

2. Potential Litigation - Conference with Legal Counsel Pursuant to Govt. Code §54956.9 - One Case - McCarthy Building Companies, Inc., for the Brea Superblock I Parking Structure - City Engineer Kooyman

GENERAL SESSION
7:00 p.m. - Council Chamber
Plaza Level

CALL TO ORDER/ ROLL CALL - COUNCIL

3. Pledge of Allegiance: Civil Air Patrol Squadron 56 Cadet Honor Guard

4. Invocation: Pastor Daniel Mendoza, Celebration Worship Center

5. Presentation: Angels Brea Centennial Night Video

6. Community Announcements

7. Matters from the Audience

8. Response to Public Inquiries - Mayor / City Manager

ADMINISTRATIVE ITEM - *This agenda category is for City Council consideration of a wide variety of topics related to the City's operations. Public comments regarding items in this section should be presented during "Matters from the Audience."*

9. Investment Advisory Committee Annual Update

CONSENT CALENDAR - *The City Council/Successor Agency approves all Consent Calendar matters with one motion unless Council/Agency or Staff requests further discussion of a particular item. Items of concern regarding Consent Calendar matters should be presented during "Matters from the Audience."*

CITY COUNCIL - CONSENT

10. **July 11, 2017 City Council Regular Meeting Minutes** - Approve.
11. **April 24, 2017 Parks, Recreation and Human Services Meeting Minutes and May 24, 2017 Special Parks, Recreation and Human Services Meeting Minutes** - Receive and File.
12. **Traffic Signal Modification on Imperial Highway at Imperial Center East and Brea Union Plaza** - 1) Authorize City Engineer to Accept and Execute Permanent Traffic Signal Easements from Brea Union Plaza I, LLC and Brea Union Plaza II, LLC ("BUP Easements"); and 2) Authorize City Engineer to sign the Commitment Letter Concurring to Transfer the BUP Easements and Two Existing City Easements ("City Easements") to the State of California Transportation Department ("Caltrans"); and 3) Authorize City Engineer to Execute the Quit Claim Easement Documents for the BUP Easements and City Easements to Caltrans Upon Completion of the Signal Improvements. The Cost Associated with this Action is Borne by the Property Owner.
13. **Utility Cost Recovery and Reduction Services** - 1) Approve the Professional Services Agreement with Cost Control Associates, Inc. to Provide Utility Cost Recovery and Reduction Services; 2) Authorize the City Manager to Exercise the Optional One-Year Extensions; and 3) Authorize the City Manager to Execute Amendments for Additional Utility Cost Reduction Services at the Same Rates, If Desired. All Fees Will Be Paid to the Consultant Only After Refunds are Received and Cost Reductions are Realized.
14. **Rental of Digital Mailing System Equipment** - Authorize the Purchasing Agent to Issue Purchase Orders to MailFinance for a Total Not-to-Exceed \$26,885 (Plus Applicable Taxes) Based on a Sixty (60) Month Rental of Digital Mailing System Equipment. The Fiscal Year 2017-18 Budget Has Sufficient Funding Available in the Administrative Services Department's Purchasing Division Account (110-14-1441-4253). Staff Projects There will be a Savings of \$8,820 to the General Fund Over the Five (5) Year Agreement.
15. **Treasurer's Report for the City of Brea for Period Ending June 30, 2017** - Receive and File.
16. **City Outgoing Payment Log and July 14, 21 and 28, 2017 Check Registers** - Receive and File.
17. **Investment Policy Guidelines for the City of Brea's Employee Benefit Fund Pension Plan** - Approve the Investment Policy Guidelines for the City of Brea's Employee Benefit Fund Pension Plan through Public Agency Retirement Services (PARS).

CITY/SUCCESSOR AGENCY JOINT CONSENT ITEMS

- 18. City of Brea/Successor Agency to the Brea Redevelopment Agency Statement of Investment Policy** - Approve the City of Brea/Successor Agency to the Brea Redevelopment Agency Statement of Investment Policy.

CITY/ SUCCESSOR AGENCY - CONSENT

- 19. Treasurer's Report for the Successor Agency to the Brea Redevelopment Agency for Period Ending June 30, 2017** - Receive and File.
- 20. Successor Agency Outgoing Payment Log and July 28, 2017 Check Register** - Receive and File.

ADMINISTRATIVE ANNOUNCEMENTS

- 21. City Manager**
- 22. City Attorney**

COUNCIL ANNOUNCEMENTS

ADJOURNMENT

City of Brea

COUNCIL COMMUNICATION

TO: Honorable Mayor and City Council Members
FROM: Bill Gallardo, City Manager
DATE: 08/01/2017
SUBJECT: Investment Advisory Committee Annual Update

RESPECTFULLY SUBMITTED:

William Gallardo, City Manager

Prepared by: Alicia Brenner, Senior Management Analyst

Concurrence: Cindy Russell, Administrative Services Director

Attachments

Investment Advisory Committee Update Presentation

Investment Advisory Committee *Update*

August 1, 2017



Agenda

Committee Members

Chandler Asset Management

PARS/High Mark Capital Management

Committee Members

Christine Marick	<i>Councilmember/Chair</i>
Rick Rios	<i>Treasurer</i>
Scott Fujioka	<i>Community Member</i>
Gary Terrazas	<i>Community Member</i>

Portfolio Managers:

Bill Dennehy	<i>Chandler Asset Management</i>
Keith Stribling	<i>PARS/High Mark Capital Management</i>

The Investment Advisory Committee (IAC) was established to review and make recommendations on the investment policy and investment strategies and is designed to strengthen the internal control of investment management of the City's funds.

Chandler Asset Management

Investment Objectives

The investment objectives of the City of Brea and the Successor Agency to the Brea Redevelopment Agency are first, to preserve principal in the overall portfolio; second, to provide adequate liquidity to meet operating requirements; and third, to earn a return that is commensurate with the first two objectives.

Chandler Asset Management Performance Objectives

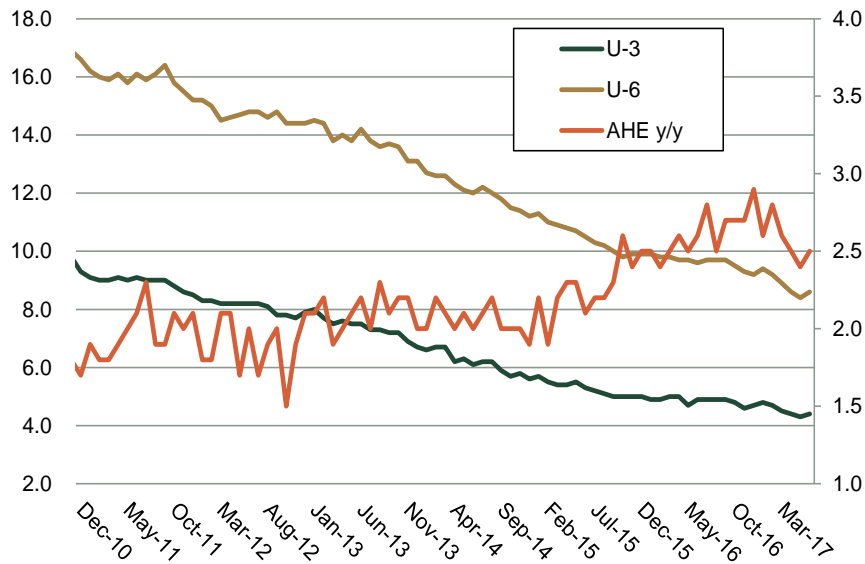
The performance objective for both accounts is to achieve a rate of return over a market cycle that equals or exceeds the return on a market index of similar duration and sector allocation.

Strategy

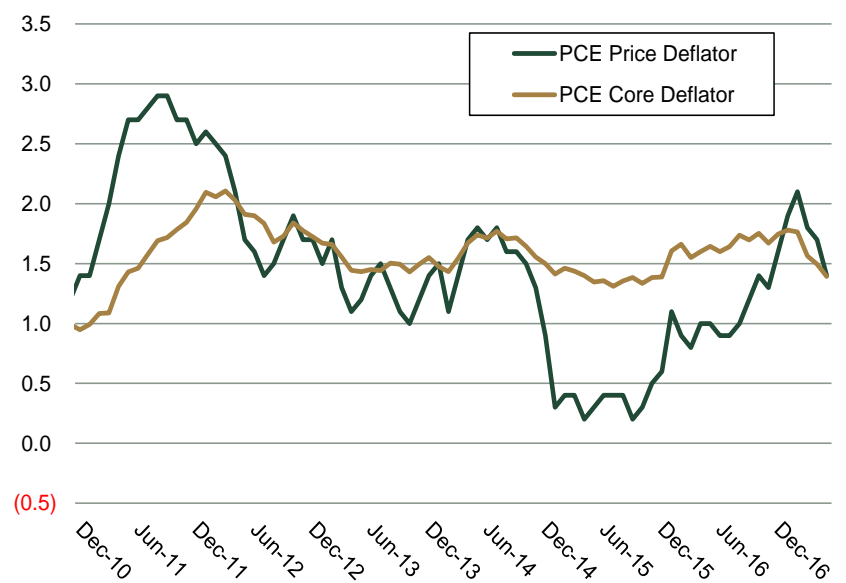
In order to achieve these objectives, the portfolio invests in high quality fixed income securities consistent with the investment policy and California Government Code.

Unemployment and Inflation

Unemployment and Average Hourly Earnings (y/y)

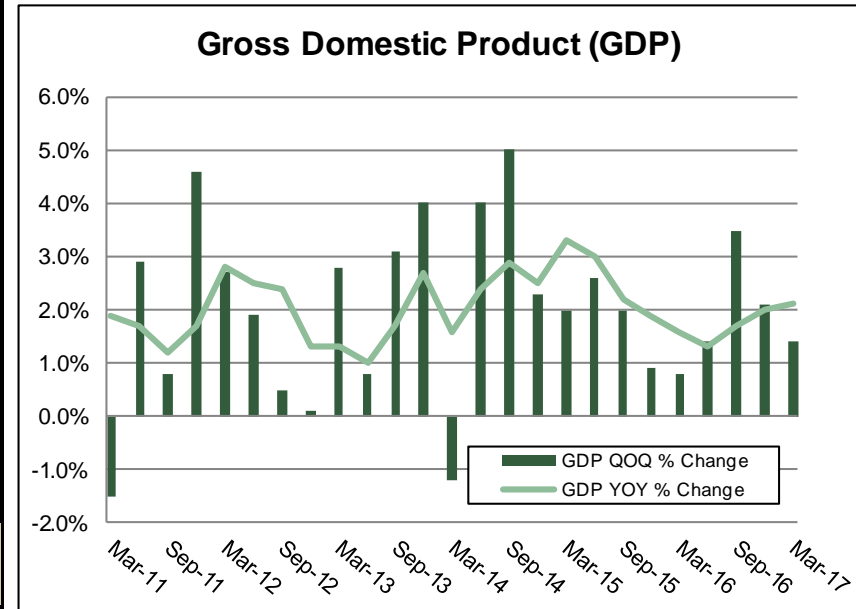


Personal Consumption Expenditures (PCE)



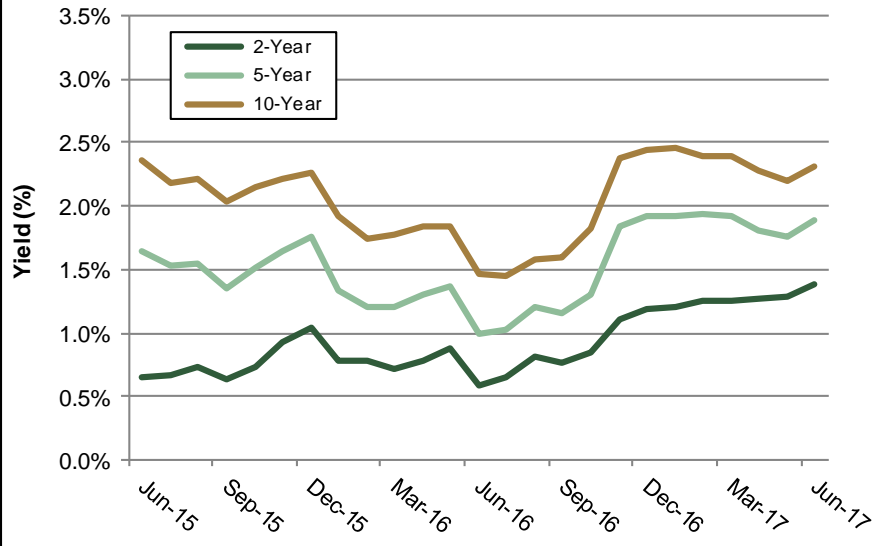
Gross Domestic Product (GDP)

Components of GDP	6/16	9/16	12/16	3/17
Personal Consumption Expenditures	2.9%	2.0%	2.4%	0.8%
Gross Private Domestic Investment	-1.3%	0.5%	1.5%	0.6%
Net Exports and Imports	0.2%	0.9%	-1.8%	0.2%
Federal Government Expenditures	0.0%	0.2%	-0.1%	-0.1%
State and Local (Consumption and Gross Investment)	-0.3%	0.0%	0.1%	0.0%
Total	1.4%	3.5%	2.1%	1.4%

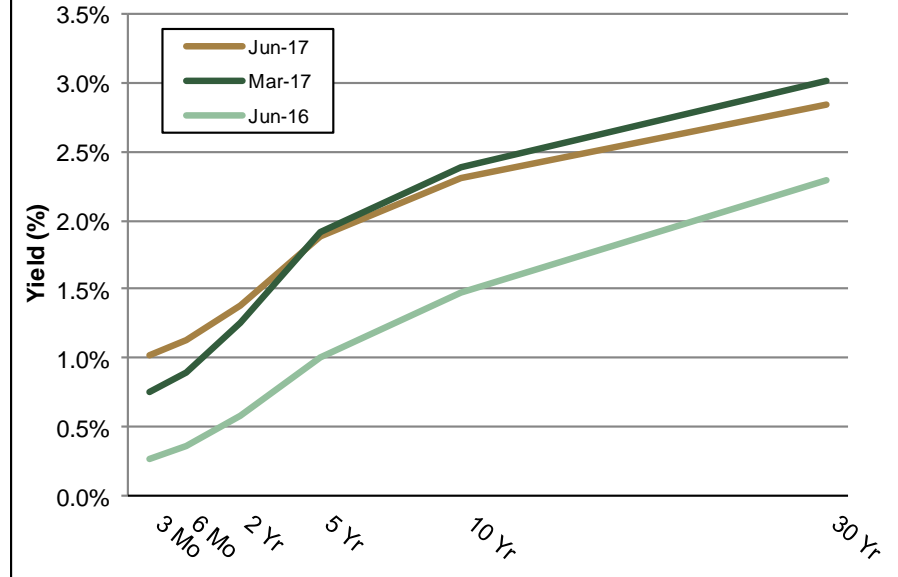


Bond Yields

US Treasury Note Yields



US Treasury Yield Curve



City Portfolio Summary as of 6/30/2017

PORTFOLIO CHARACTERISTICS

Average Duration	2.45
Average Coupon	1.53 %
Average Purchase YTM	1.60 %
Average Market YTM	1.64 %
Average S&P/Moody Rating	AA/Aa1
Average Final Maturity	2.67 yrs
Average Life	2.54 yrs

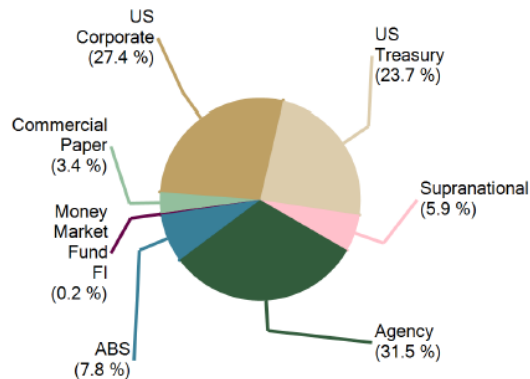
ACCOUNT SUMMARY

	Beg. Values as of 5/31/17	End Values as of 6/30/17
Market Value	64,058,378	63,955,296
Accrued Interest	197,835	251,934
Total Market Value	64,256,213	64,207,230
Income Earned	84,216	84,060
Cont/WD		0
Par	64,166,405	64,184,746
Book Value	63,998,014	64,033,961
Cost Value	63,902,380	63,965,715

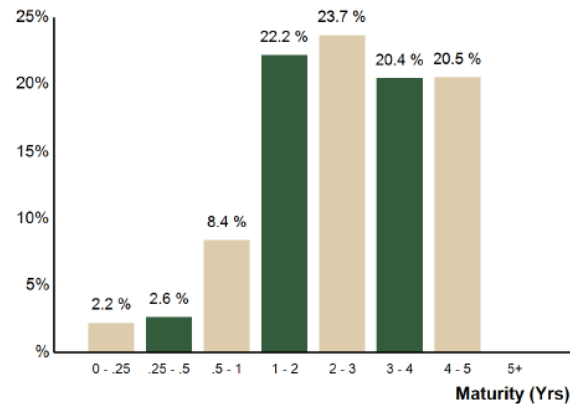
TOP ISSUERS

Issuer	% Portfolio
Government of United States	23.7 %
Federal National Mortgage Assoc	14.2 %
Federal Home Loan Mortgage Corp	10.3 %
Federal Home Loan Bank	5.4 %
Inter-American Dev Bank	3.7 %
Intl Bank Recon and Development	2.3 %
Bank of Tokyo-Mit UFJ	2.0 %
Honda ABS	1.9 %
	63.5 %

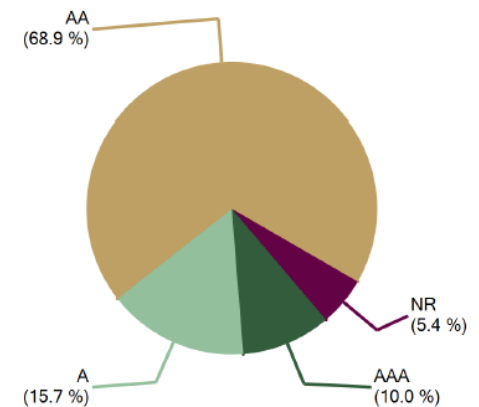
SECTOR ALLOCATION



MATURITY DISTRIBUTION



CREDIT QUALITY (S&P)



PERFORMANCE REVIEW

Total Rate of Return As of 6/30/2017	Current Month	Latest 3 Months	Year To Date	1 Yr	Annualized				Since 4/30/1996
					3 Yrs	5 Yrs	10 Yrs	4/30/1996	
City of Brea	-0.08 %	0.51 %	0.99 %	0.03 %	1.32 %	1.17 %	2.81 %	4.00 %	129.38 %
BAML 1-5 Yr US Treasury/Agency Index*	-0.15 %	0.38 %	0.76 %	-0.49 %	1.08 %	0.88 %	2.63 %	3.62 %	112.14 %
BAML 1-5 Yr US Issuers Corp/Govt Rated AAA-A Index	-0.13 %	0.43 %	0.86 %	-0.30 %	1.20 %	1.05 %	2.70 %	N/A	N/A

*BAML 1-Yr US Treasury Bill Index to 9/30/01,

COMPLIANCE WITH INVESTMENT POLICY

Assets managed by Chandler Asset Management are in full compliance with State law and with the Client's investment policy

Category	Standard	Comment
Treasury Issues	No limitations	Complies
US Agencies	25% per issuer	Complies
Supranationals	"AA" rated by a NRSRO; 15% maximum; 5% max per issuer	Complies
Municipal Securities	5% max issuer	Complies
Banker's Acceptances	40% maximum; 5% max issuer; 180 days max maturity	Complies
Commercial Paper	A-1/P-1 by S&P and Moody's; 25% maximum; 5% max per issuer; 270 days max maturity	Complies
Certificates of Deposit(CDs)/ Time Deposits (TDs)	5% max issuer; FDIC Insured and/or Collateralized	Complies
Negotiable CDs	30% maximum; 5% max per issuer	Complies
Medium Term Notes	"A" rated or better by a NRSRO; 30% maximum; 5% max per issuer	Complies
Pass Through Securities, Asset- Backed Securities (ABS), CMOs	"AA" or higher by a NRSRO; "A" rated issuer by a NRSRO; 20% maximum (combined), 10% maximum (ABS); 5% max per issuer; CMOs must pass FFIEC test	Complies
Money Market Funds	Highest rating by two NRSROs; 20% maximum; 5% max per fund	Complies
LAIF	40%; <60%, with OCIP	Complies
OCIP	40%; <60%, with LAIF	Complies
Repurchase Agreements	5% max issuer; 1 year max maturity	Complies
Range notes	Prohibited	Complies
Interest-only strips	Prohibited	Complies
Zero interest accruals	Prohibited	Complies
Agency Callable notes	5% maximum	Complies
Per issuer max	5% per issuer for all non government issuers and agencies	Complies
Maximum Maturity	5 years	Complies

PARS Background

On November 17, 2015, City Council approved the adoption of the PARS Post Employment Benefit Trust to address the City's unfunded pension obligations through a City-controlled trust

Benefits of the trust include:

- Assets in the trust can be used to address the City's Net Pension Liabilities (NPL) under GASB 68; and
- Provides a funding source to help stabilize increasing CalPERS rates during challenging economic times; and
- Enables more flexibility to increase investment returns in the long run compared to the earnings from the City's General Fund.

PARS Plan Overview

Type of Plan:

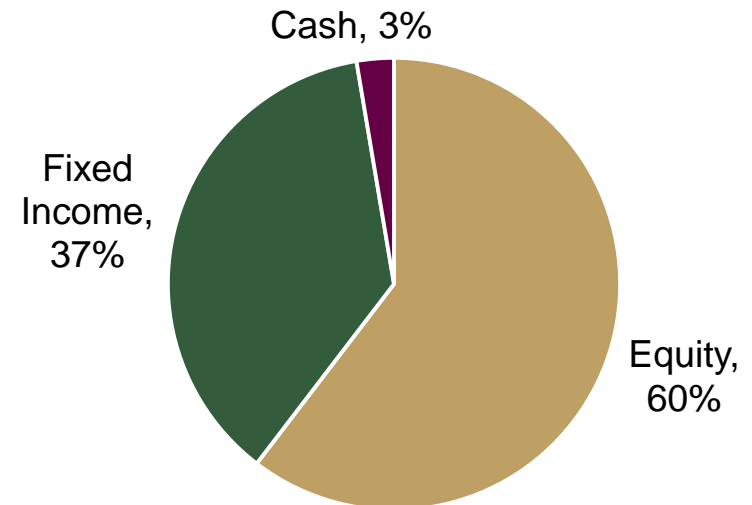
IRC Section 115 Irrevocable
Exclusive Benefit Trust

Trustee Approach:

Discretionary *(Managed by HighMark Capital Mgmt)*

Investment Strategy:

Balanced HighMark PLUS (Active)
Approx. 60% equity/40% fixed income



Initial Contribution:

FY 2015-16 – \$6,000,000

Account Balance as of June 30, 2017:

\$6,827,779 *(Market Value)*

Investment Returns (1 year):

11.98%

Questions??

City of Brea

COUNCIL COMMUNICATION

FROM: Bill Gallardo, City Manager

DATE: 08/01/2017

SUBJECT: July 11, 2017 City Council Regular Meeting Minutes - Approve.

Attachments

Minutes

DRAFT

BREA CITY COUNCIL SUCCESSOR AGENCY TO THE BREA REDEVELOPMENT AGENCY MEETING

MINUTES July 11, 2017

CLOSED SESSION
5:15 p.m. - Executive Conference Room
Level Three

CALL TO ORDER / ROLL CALL - COUNCIL

Mayor Hupp called the Closed Session meeting to order at 5:15 p.m., all members were present except for Council Member Vargas.

Present: Hupp, Parker, Marick, Simonoff

Absent: Vargas

1. **Public Comment**
None.

Closed Session may convene to consider matters of purchase / sale of real property (G. C. §54956.8), pending litigation [G.C. §54956.9(d)(1)], potential litigation [G.C. §54956.9(d)(2)(3) or (4)], liability claims (G. C. §54961) or personnel items (G.C. §54957.6). Records not available for public inspection.

2. **Conference with Legal Counsel - Anticipated Litigation - Initiation of Litigation Pursuant to Paragraph (4) of Subdivision (d) of Section 54956.9. (1 case)**
3. **Conference with Real Property Negotiator (G. C. §54956.8)**
Address: 323 N. Brea Blvd.
Negotiator: David Crabtree, City of Brea
Under Negotiation: Sale of Property
4. **Conference with City's Labor Negotiator Pursuant to Government Code Section §54957.6 Regarding the Brea City Employees' Association (BCEA) - Mario E. Maldonado, Negotiator**
5. **Conference with City's Labor Negotiator Pursuant to Government Code Section §54957.6 Regarding the Brea Fire Management Association (BFMA) - Mario E. Maldonado, Negotiator**

STUDY SESSION
6:30 p.m. - Executive Conference Room
Level Three

CALL TO ORDER / ROLL CALL - COUNCIL

Mayor Hupp called the Study Session meeting to order at 6:30 p.m., all members were present except for Council Member Vargas.

6. Public Comment

None.

7. Clarify Regular Meeting Topics

City Clerk Harris-Neal read an email from Council Member Vargas concerning agenda item 21 (Professional Services Agreement with EMG to Conduct a Fixed Asset Replacement Program Reserve Study and Prepare an ADA Transition Plan).

DISCUSSION ITEM

8. Professional Services Agreement for Fixed Asset Replacement Fund (FARP) Reserve & Americans with Disabilities Act (ADA) Transition Plans

Public Works Director Olmos introduced Erik Piller, EMG Senior Vice President, and presented a PowerPoint that included the following: the background, Facility Condition Assessment (FCA) scope of work, FCA final report, FCA database, FCA cost & schedule, American with Disabilities Act Transition Plan (ADATP) scope, ADATP final report & database, ADATP cost & schedule, total project cost, cost evaluation, items to consider, and staff recommendation.

In response to Council questions, Public Works Director Olmos and Mr. Piller stated that the maintenance fee of \$3,600 includes licensing for multiusers, consultant's support, and backup to the cloud; noted that if the City's operating system changes, the EMG database will be compatible because it is cloud based; and clarified that the City will identify deficiencies in street improvements that will be handled by the pavement management program and budgeted into the Capital Improvement Projects for improvements.

Council directed staff to remove the 10% contingency from the FCA agreement.

REPORTS

9. Development Committee Report

Community Development Director Crabtree reported that the Development Committee discussed a development agreement for a new hotel. He noted that there was no objection and stated that the committee indicated that they would want to know more information on the intended market, role and fit, and parking considerations for the hotel.

Council Member Marick indicated that the superblock parking structure currently in development was not intended to be an overnight parking structure and thus, parking should be a key element in consideration of a hotel project; and noted that the brand of a proposed hotel and in particular, the service level and type of hotel are important.

City Attorney Markman, indicated that Council can provide input on the brand of the hotel and may also set the price per square foot.

Mayor Pro Tem Parker noted that the Central City Core Market Study indicated that there will be a need for 400 more hotel rooms in North Orange County.

10. Council Member Report

None.

GENERAL SESSION
7:00 p.m. - Council Chamber
Plaza Level

CALL TO ORDER/ ROLL CALL - COUNCIL

Mayor Hupp called the General Session meeting to order at 7:08 p.m., all members were present except for Council Member Vargas.

11. Pledge of Allegiance

The Brea Police Explorer Post 822 led the Pledge of Allegiance.

12. Invocation

Pastor Daniel Mendoza, Celebration Worship Center, delivered the invocation.

13. Brea Firefighters' Association Presentation

The Brea Firefighters' Association presented the City Council with commemorative Centennial Brea Fire Department Badges.

14. Presentation

Mayor Hupp introduced a History of Brea video titled, "Thank you Mr. Shaffer."

15. Report - Prior Study Session

City Manager Gallardo provided the prior study session.

16. Community Announcements

Mayor Pro Tem Parker announced that the after school program registration begins soon. Registration begins next week for Brea's 2017-18 After School Program for K-6th Grade. Parents need to register in person at the Brea Community Center. After school care begins on August 29 at the Brea Community Center from 2:30 to 6:30 p.m., Monday through Friday. He also announced that the Brea Art Gallery is presenting its' Clay & Glass Biennial exhibition open from July 22 through September 15. The exhibit features works ranging from blown, fused, and stained glass to hand-built and wheel thrown ceramics. Join the City of Brea for the opening reception July 22 from 7-9 p.m. Visit: BreaGallery.com for more information. Lastly, he announced that Brea's Youth Theatre returns this summer with Stagelight Productions' performance of *Disney's the Little Mermaid* on stage weekends from July 13-30. Purchase tickets at CurtisTheatre.com.

Council Member Simonoff announced the free summer fun at Concerts in the Park and Family Films event. The sounds of country music are featured on July 12 at Concerts in the Park. Join friends and family for an outdoor concert by *SMITH, the Band* at 6:30 p.m. at City Hall Park. Concerts continue through August 16. He also announced that *Moana* is the featured movie this Friday, July 14, at the Arovista Park Amphitheatre beginning at 8:00 p.m. (or dusk). Family films runs through July 21. For more information on either of these events, please visit CityofBrea.net. Lastly, he announced that National Night Out is scheduled for August 1. Mark your calendar and plan to be there for "National Night Out" on Tuesday, August 1, from 4:00 – 7:00 p.m. Brea's public safety and community services personnel are hosted again by Target, the nationwide event sponsor, and the Brea Marketplace Shopping Center. The event features various displays and activities, which highlight public safety and build positive community partnerships, music, refreshments and fun. Visit: CityofBrea.net for more information.

17. Matters from the Audience

Harriet Fritts asked Council to clarify if the City had an ordinance establishing distance requirements between a school and establishments selling liquor.

Dan Dworak discussed a letter received from the City of Brea Public Works Department addressing the Imperial Highway Greenbelt Improvement and expressed concern about funding coming from residents rather than the City.

Sean Thomas thanked Council for their attention and support during the meeting with Brea Envisions Committee; thanked residents who contributed to and participated in the Brea Envisions Committee events; and urged Council to direct staff to add more trash cans and dog bag dispensers along the trails.

Carl Colm requested more police presence in the Eagle Hills area during the early weeks of December to assist in controlling traffic; expressed concern about driveways in his area being blocked by parents picking up their children at Olinda Elementary School; and stated that the sprinkler system on the dirt fields at Tamarack Park is not properly functioning.

Keith Fullington announced that Brea's Centennial Night at the Angel vs. Nationals baseball game will be on Tuesday, July 18; noted that the Hines project should have been appealed; and discussed the Hines project impact on traffic in the surrounding neighborhoods.

18. Response to Public Inquiries - Mayor / City Manager

City Manager Gallardo, Public Works Director Olmos, and City Attorney Markman responded to public inquiries.

CONSENT CALENDAR - *The City Council/Successor Agency approves all Consent Calendar matters with one motion unless Council/Agency or Staff requests further discussion of a particular item. Items of concern regarding Consent Calendar matters should be presented during "Matters from the Audience."*

CITY COUNCIL - CONSENT

19. June 20, 2017 City Council Regular Meeting Minutes

Mayor Hupp and Council Member Simonoff abstained from this item.

The City Council Received and Filed the June 20, 2017 City Council Regular Meeting Minutes.

20. June 22, 2017 City Council Special Meeting Minutes

The City Council approved the June 22, 2017 City Council Special Meeting Minutes.

21. Professional Services Agreement with EMG to Conduct a Fixed Asset Replacement Program Reserve Study and Prepare an ADA Transition Plan

The City Council Approved the Professional Service Agreement with EMG to Conduct a Fixed Asset Replacement Program Reserve Study and Prepare an ADA Transition Plan in the Total Amount of \$321,148; Authorized the City Manager or his Designee to Approve Additional As-Needed Tasks in the Cumulative Amount Not-to-Exceed 10 Percent of the Agreement Amount; and Appropriated Funds in the Amount of \$107,000 from the Fixed Asset Replacement Fund (182).

22. Annual Vehicles and Equipment Purchase Plan for Fiscal Year 2017-18

The City Council Authorized the Purchasing Agent to Issue Purchase Orders in an Amount Not-to-Exceed \$855,600 (Plus Applicable Taxes) for Various City Vehicles and Equipment Described in the Annual Vehicles and Equipment Purchase Plan for Fiscal Year 2017-18 from Equipment and Vehicle Maintenance Fund (480).

23. La Floresta Sewer Lift Station Maintenance Agreement with Jamison Engineering Contractors, Inc.

The City Council Approved the Sewer Lift Station Maintenance Agreement in the Amount of \$24,296 from Sewer Fund (430).

24. A Resolution of the City Council Authorizing the City Manager to Execute Agreements with the California Department of Transportation for the City of Brea Central Core Connectivity and Active Transportation Plan

The City Council Adopted **Resolution No 2017-053**, Authorizing the City Manager or Designee to Execute Agreements for the \$198,793 Grant Awarded to the City.

25. MOU Between the City of Brea and the Brea Management Association (Non-Safety)

The City Council Adopted **Resolution No 2017-054**, Approving the Memorandum Of Understanding (MOU) with the Brea Management Association (Non-Safety).

26. **Part-Time Employment and Benefits Policy**
The City Council Adopted **Resolution No 2017-055**, Approving the Part-Time Employment and Benefits Policy.
27. **MOU Between the City of Brea and the Brea City Employees' Association**
The City Council Adopted **Resolution No 2017-056**, Approving the Memorandum Of Understanding (MOU) with the Brea City Employees' Association.
28. **MOU Between the City of Brea and the Brea Fire Management Association**
The City Council Adopted **Resolution No 2017-057**, Approving the Memorandum Of Understanding (MOU) with the Brea Fire Management Association.
29. **Acceptance of Contract and Notice of Completion for Contract with R Dependable Construction, Inc. for the Police Department Remodel, CIP Project No. 7930**
The City Council Accepted the Project as Complete and Authorized the City Clerk to Record Notice of Completion; and Authorized City Clerk to Release the Payment and Performance Bond Upon Notification from the Public Works Department.
30. **Amendment No. 6 to Professional Services Agreement with Ninyo and Moore for Additional Environmental and Geotechnical Services for the Tracks at Brea, Project 7873**
The City Council Approved Amendment to the Professional Services Agreement with Ninyo and Moore in the Amount of \$421,433.
31. **Professional Services Agreement for Auditing Services with Vavrinek, Trine, Day & Co.**
The City Council Approved the Agreement for the Annual Financial Audit of the City of Brea in the Amount of \$63,000 for Fiscal Year 2016-17 with no Annual Increase through Fiscal Year 2018-19, with the Audit Fee for the Last Two (2) Fiscal Years of \$64,260 and \$65,545.
32. **Payment Agreement Between the City and The Retail Property Trust**
The City Council Approved a Payment Agreement with The Retail Property Trust, for the City's payment of \$10,000 in Consideration of The Retail Property Trust's Execution and Delivery of a Second Amendment to the Brea Mall Owner Participation Agreement; Authorized the Mayor (or, in the absence, the Mayor Pro Tem) to Execute the Payment Agreement; and Authorized the City Manager and other City Officers to Take all Other Necessary or Appropriate Actions to Effect and Implement the Payment Agreement.
33. **Treasurer's Report for the City of Brea for Period Ending May 31, 2017**
Received and Filed.
34. **June 23 & 30 and July 7, 2017 City Check Registers**
Received and Filed.

Motion was made by Mayor Pro Tem Parker, seconded by Council Member Simonoff to Approve Consent Calendar Items 19-34, noting Mayor Hupp and Council Member Simonoff's abstention from Item 19 (June 20, 2017 City Council Regular Meeting Minutes).

AYES: Mayor Hupp, Mayor Pro Tem Parker, Council Member Marick, Council Member Simonoff
Passed

CITY/ SUCCESSOR AGENCY - CONSENT

35. **Second Amendment to the Brea Mall Owner Participation Agreement OPA**
The City/Successor Agency Adopted **Resolution No SA 2017-09**, Approving the Attached Second Amendment ("Second OPA Amendment") to the Brea Mall Owner Participation Agreement ("Brea Mall OPA").

36. June 23, 2017 Successor Agency Check Register
Received and Filed.

37. Treasurer's Report for the Successor Agency to the Brea Redevelopment Agency for Period Ending May 31, 2017
Received and Filed.

Motion was made by Council Member Simonoff, seconded by Council Member Marick to Approve the City/Successor Agency Consent Items 35-37.

AYES: Mayor Hupp, Mayor Pro Tem Parker, Council Member Marick, Council Member Simonoff
Passed

ADMINISTRATIVE ANNOUNCEMENTS

38. City Manager
None.

39. City Attorney
None.

COUNCIL ANNOUNCEMENTS
None.

ADJOURNMENT
Mayor Hupp adjourned the meeting at 7:45 p.m.

Respectfully submitted,

The foregoing minutes are hereby
approved this 1st day of August 2017.

Lillian Harris-Neal, City Clerk

Cecilia Hupp, Mayor

City of Brea

COUNCIL COMMUNICATION

FROM: Bill Gallardo, City Manager

DATE: 08/01/2017

SUBJECT: April 24, 2017 Parks, Recreation and Human Services Meeting Minutes and
May 24, 2017 Special Parks, Recreation and Human Services Meeting Minutes -
Receive and File.

Attachments

04-24-17 PRHS Meeting Minutes

05-24-2017 PRHS Special Meeting Minutes

PARKS, RECREATION AND HUMAN SERVICES COMMISSION

Minutes of the Meeting of April 24, 2017

CALL TO ORDER

The Regular Meeting of the Parks, Recreation & Human Services Commission was called to order by Chair Higgins at 6 p.m.

ROLL CALL

Chair, Bill Higgins; Commissioners, Craig Livingston, Marie Ryan, and Steve Shatynski. Vice Chair Andrew Todd, was absent.

STAFF PRESENT

Chris Emeterio, Assistant City Manager/Community Services Director; Sean L. Matlock, Deputy Director/Community Services Manager; Patrick Kuboyama, Community Services Specialist; Chris Beckman, Parks Supervisor; Jaime Martin, Administrative Clerk II; and Lenore Sommers, Executive Assistant.

PLEDGE OF ALLEGIANCE

Chair Higgins

INVOCATION

Chair Higgins

INFORMATIONAL

Chair Higgins welcomed Commissioner Marie Ryan who was appointed to complete the term of office vacated by Connie Lanzisera when she moved out of Brea. Ms. Ryan indicated she was happy to serve on the Commission and provided Commissioners with a brief overview of her personal and professional background.

Following her introduction to Commissioners by Mr. Emeterio, Ms. Martin also gave Commissioners a brief history of her experience with the City of Cerritos.

Ms. Sommers advised Commissioners that after 24 years with the City of Brea, she will be retiring at the end of June and informed them that Ms. Martin has been working with her on Commission matters and would be handling projects until a permanent replacement has been appointed. Ms. Sommers was thanked for her years of service and informed that she will be missed.

APPROVAL OF MINUTES

The Minutes of the meeting of March 27, 2017, were approved as submitted.

MATTERS FROM THE AUDIENCE

None.

STUDENT ADVISORY BOARD

Student Advisory Board (SAB) Vice Chair, Cassidy Phillips, reported that Brea Olinda High School held a “Dance Morph” (a backward prom for 9th and 10th graders) and that Prom will be held at the Nixon Library on Saturday, May 20. She also reported that SAB members helped at the 6th Grade Dance and will be volunteering at Love Brea on April 29. She also reported that they are involved with planning a “bike rodeo” on The Tracks at Brea on May 27 at The Tracks at Brea.

SCHOOL DISTRICT REPRESENTATIVE

School District representative, Barbara Ott, reported that Brea Junior High School will be celebrating their 100th birthday on April 27 with an open house at 6:30 p.m. and that Mariposa is celebrating their 50th anniversary on May 10. She also reported that the schools are gearing up to participate in the Centennial Parade on May 20 and that the School District is partnering with Brea Fire and Public Works for their open house on May 13 by moving their busses so that a helicopter can land.

CORRESPONDENCE

Commissioners’ attention was directed to the copies of the thank you letters included in their packets for donations made to the Brea Resource Center and the Brea Senior Center

ACTION

Subcommittee Appointments

With newly appointed Commissioner Ryan indicating that she’d like more time to consider the vacancies on the various subcommittees, Chair Higgins deferred appointments to the next meeting.

DISCUSSION

Park Development Fees

Mr. Matlock provided Commissioners with an overview of Park Development fees including a brief history of the program along with requirements and options available to developers. He used Trailview Condominiums as an example of a development that opted to pay a fee in lieu and Central Park Village as one that used a combination of park dedication and fee in lieu. He also informed Commissioners of the current fund balance and expectations for future funds. Mr. Emeterio elaborated on the three options available to developers, indicating that the combination used by Central Park Village was recommended by the Parks, Recreation and Human Services Commission.

Central Park Village Update

Updating Commissioners on Central Park Village, Mr. Matlock reviewed how the park in lieu fee was calculated for Central Park Village. He also shared a conceptual plan, pointing out the one-acre park that the developer was given credit for in the park in lieu calculations, advising Commissioners

that although the park is on private land and will be maintained by the development, it will be open to the public.

Centennial Celebration

Mr. Matlock reported on the City of Brea Centennial Night at Angel Stadium advising that tickets in three different sections, priced accordingly, will be available for purchase at the Brea Community Center. The tickets will include an Angel's ball cap with the Brea Centennial logo and a Mike Trout MVP bobblehead. Chair Higgins reminded Commissioners of the Centennial Parade scheduled for 9 a.m. on Saturday, May 20, advising that more than 100 entries are confirmed. He also mentioned that the Picnic will begin at 11 a.m. reminding Commissioners that food will be sold at 1917 prices.

INFORMATION MEMORANDUM

In reviewing the Information Memorandum, Mr. Matlock called Commissioners' attention to the information regarding the American Council on Exercise study of Zumba Gold for older adults and the 11th Annual Jewelry and Women's Accessories Show on Saturday, April 29.

REPORTS

Park Ambassadors

Commissioner Livingston accompanied staff on the Wildcatters Park tour on April 5. Some minor issues were discovered including graffiti and a broken sprinkler valve that staff has taken care of. Chair Higgins indicated he may accompany the group on the Sports Park tour on May 3.

Art in Public Places Advisory Committee

It was reported that they have not met.

Staff

Mr. Beckman reported that Arbor Day will be observed on Thursday, April 27, at Brea Junior High Park at 4 p.m. and that Brea soccer teams will be planting two trees. He indicated that this is the 20th year that Brea has observed Arbor Day with the planting of trees. He also invited Commissioners to the Public Works Open House scheduled for Saturday, May 13, from 10 a.m. to 2 p.m. at the Maintenance Yard on Berry Street indicating that there will be food and drinks, performances by a live band, and equipment displays.

Mr. Matlock reported that more than 600 volunteers have registered for the "Love Brea" day of service scheduled for Saturday, April 29. The day will begin with a rally at 8 a.m. at the Civic Center with the volunteers going out at 9 a.m. He advised that Segment 3 of The Tracks is one of the designated projects and that 96 people will be going to help spread the 150 tons of mulch that was donated and dumped on the tracks.

ADJOURNMENT

With no further business, the meeting was adjourned at 7:05 p.m.

PARKS, RECREATION AND HUMAN SERVICES COMMISSION
Minutes of the Special Meeting of May 24, 2017

CALL TO ORDER

The Special Meeting of the Parks, Recreation & Human Services Commission was called to order by Chair Higgins at 5 p.m.

ROLL CALL

Chair, Bill Higgins; Vice Chair Andrew Todd; Commissioners, Craig Livingston, Marie Ryan, and Steve Shatynski.

STAFF PRESENT

Chris Emeterio, Assistant City Manager/Community Services Director; Sean L. Matlock, Deputy Director/Community Services Manager; Carrie Hernandez, Community Services Manager; Bill Bowlus, Maintenance Services Superintendent; Jaime Martin, Administrative Clerk II; and Lenore Sommers, Executive Assistant.

FLAG SALUTE

Chair Higgins

INVOCATION

Chair Higgins

MATTERS FROM THE AUDIENCE

Although not speaking “from the audience,” Commissioner Shatynski asked about Commissioners participation in the Country Fair scheduled for Tuesday, July 4, reminding them that in years past Commissioners have been present to hand out fliers regarding relevant activities and provide information to the community. Commissioners committed to be present for the following shifts:

Steve Shatynski	8 to 10 a.m.
Bill Higgins	10 a.m. to 12 noon
Andrew Todd	12 noon to 3 p.m.

ACTION

Recommend Approval of Additional Appropriations from the Park Development Fund for Lagos de Moreno Park/Laurel Elementary Magnet School Rehabilitation

Before deferring to Mr. Bowlus for an explanation of the increased costs, Mr. Matlock provided Commissioners with a brief history of the Lagos de Moreno Park/Laurel Elementary Magnet School Playground rehabilitation project including previously approved funding of \$226,473 from the Park Development Fund and \$250,000 from the Brea Olinda Unified School District.

Mr. Bowlus advised that in order to keep the project “on track,” staff is hoping to go to City Council on June 6 for authorization to receive bids, appropriate additional funding and award the contract to Lucas Builders, Inc., who submitted the low bid. He reviewed the specific costs indicating where staff was able to find savings as well as outlining where the additional costs occur including design changes, the addition of the wall, and the necessity of working with the DSA (Department of State Architecture) and their inspection requirements.

Commissioners discussed the increased costs and asked about other funding sources including more money from the Brea Olinda Unified School District with Commissioner Shatynski expressing concern with the ultimate cost. Prior to the motion, it was noted that the Commission recognizes the significant cost increase and would hope future project estimates can be more precise

MOTION: Livingston

SECOND: Shatynski

To recommend Council approval of the use of Park Development funds for the shortfall in the sum of \$915,000 for the Lagos de Moreno Park/Laurel Elementary Magnet School Playground Rehabilitation in the amount of \$915,000.

AYES: Higgins, Livingston, Shatynski, Ryan, Todd

NOES: None

ADJOURNMENT

With no further business, the meeting was adjourned at 5:55 p.m.

City of Brea

COUNCIL COMMUNICATION

TO: Honorable Mayor and City Council Members

FROM: Bill Gallardo, City Manager

DATE: 08/01/2017

SUBJECT: Traffic Signal Modification on Imperial Highway at Imperial Center East and Brea Union Plaza

RECOMMENDATION

1. Authorize City Engineer to accept and execute Permanent Traffic Signal Easements from Brea Union Plaza I, LLC and Brea Union Plaza II, LLC ("BUP Easements"); and
2. Authorize City Engineer to sign the Commitment Letter concurring to transfer the BUP Easements and two existing City Easements ("City Easements") to the State of California Transportation Department ("Caltrans"); and
3. Authorize City Engineer to execute the Quit Claim easement documents for the BUP Easements and City Easements to Caltrans upon completion of the signal improvements.

BACKGROUND/DISCUSSION

On March 24, 2015, the Planning Commission approved Resolution PC 2015-03 for the expansion of Imperial Center East ("ICE") located at 2500 E. Imperial Hwy. As a condition of approval for this development project, ICE Holding, LLC ("property owner") is required to modify the most westerly traffic signal on the property by providing a dual left turn from the shopping center onto the westbound Imperial Hwy. Since Imperial Hwy. is a State Route (SR 90), the property owner is required to obtain approval from the State of California Department of Transportation ("Caltrans") and obtain an encroachment permit. Refer to Exhibit 'A' for the project location.

The property owner has been working with Caltrans on obtaining the required encroachment permit to complete the proposed traffic signal modification work. However, due to updated ADA Ramp design requirements, the proposed traffic signal poles located on the north side of the intersection will be constructed outside of the existing City traffic signal easement and into the Brea Union Plaza ("BUP") properties. Therefore, two (2) new traffic signal easements are needed for the proposed construction. Furthermore, through the encroachment permit plan review process, Caltrans requested that the existing City traffic signal easements located at the entrance of the BUP and ICE properties be transferred to Caltrans from the City. This transfer was not done subsequent to the completion of the traffic signals at this intersection in the early 90's. Refer to Exhibit 'B' for the location of the existing traffic signal easements and the new traffic signal easements.

The property owner of ICE is currently working with the property owners of BUP (Brea Union Plaza I and Brea Union Plaza II) to obtain the new traffic signal easements in order to modify the existing signal at this location. These new easements will be conveyed directly to the City

from BUP property owners. Refer to Exhibit 'C' - Permanent Traffic Signal Easements.

Caltrans is requesting a letter from the City concurring to transfer the aforementioned Easements to Caltrans prior to start of the property owner's construction. This will allow the property owner to obtain the required encroachment permit from Caltrans to construct the new signal and intersection improvements. Refer to Exhibit 'D' for the sample letter. Pursuant to the commitment letter, these easements will be transferred to Caltrans for the operation and maintenance of the signals upon completion of the construction. Refer to Exhibit 'E' for the sample easement transferring documents.

FISCAL IMPACT/SUMMARY

The cost associated with this action is borne by the property owner through a Development Services (cash) account, which is currently up to date. Therefore, there is no fiscal impact to the General Fund.

The existing traffic signal located on Imperial Hwy at ICE and BUP is proposed to be modified in order to install a dual left turn lane out of ICE as a required condition under Resolution PC 2015-03, which requires an encroachment permit from Caltrans to construct. In order for ICE to obtain an encroachment permit from Caltrans and to construct the required improvements, Caltrans has requested that two new and two existing City easements be conveyed to Caltrans upon the completion of the proposed work. In addition, Caltrans requested City to provide a letter committing to the transfer of these easements in order for the property owner to obtain an encroachment permit prior to the start of the work.

Therefore, in an effort to assist the property owner to comply with the condition of approval, staff is requesting the City Council authorize the City Engineer to:

- Accept/Execute the proposed traffic signal easements from Brea Plaza I and Brea Plaza II upon receipt of the signed documents from the property owners. The Permanent Traffic Signal Easement documents attached herein as Exhibit 'C' are being considered by the property owners and have been approved as to form by the City Attorney.
- Sign the commitment letter to Caltrans concurring to transferring the Easements. A sample of this letter is attached hereon as Exhibit 'D'. The final letter will be reviewed and approved as to form by the City Attorney.
- Transfer the existing and new traffic signal easements to Caltrans when the construction is completed. The sample transfer documents including the legal and plats of the easement areas are attached herein as Exhibit 'E'. The final transferring documents will be reviewed and approved by Caltrans and the City Attorney.

RESPECTFULLY SUBMITTED:

William Gallardo, City Manager

Prepared by: Hsing Chao, Associate Engineer

Concurrence: Steve Kooyman, P.E., City Engineer

Attachments

Exhibit 'A' - Project Location

Exhibit 'B' - Easement Locations

Exhibit 'C' - Permanent Traffic Signal Easements

Exhibit 'D' - Letter to Caltrans

Exhibit 'E' - Easement Transfer Documents

EXHIBIT 'A'

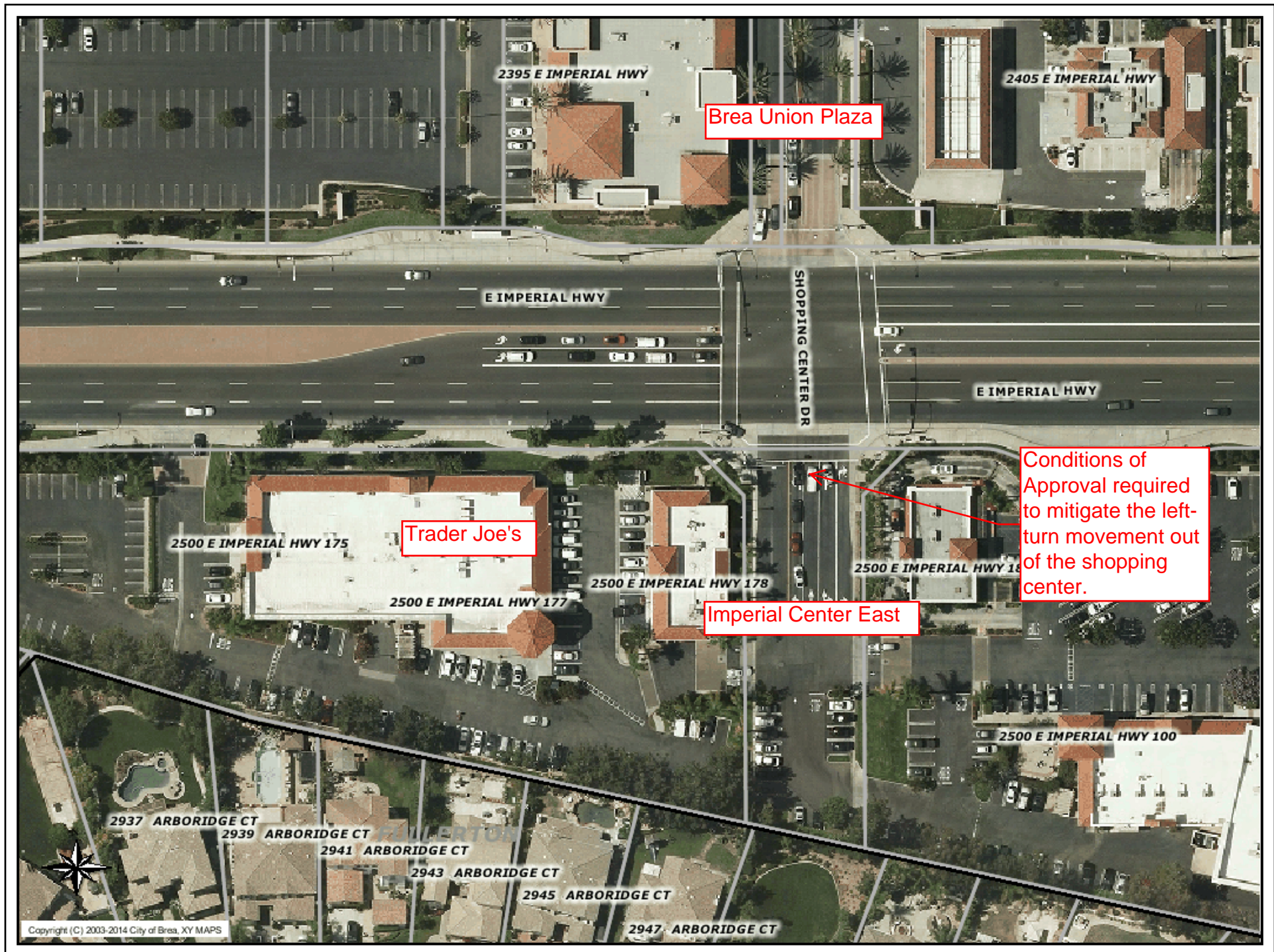
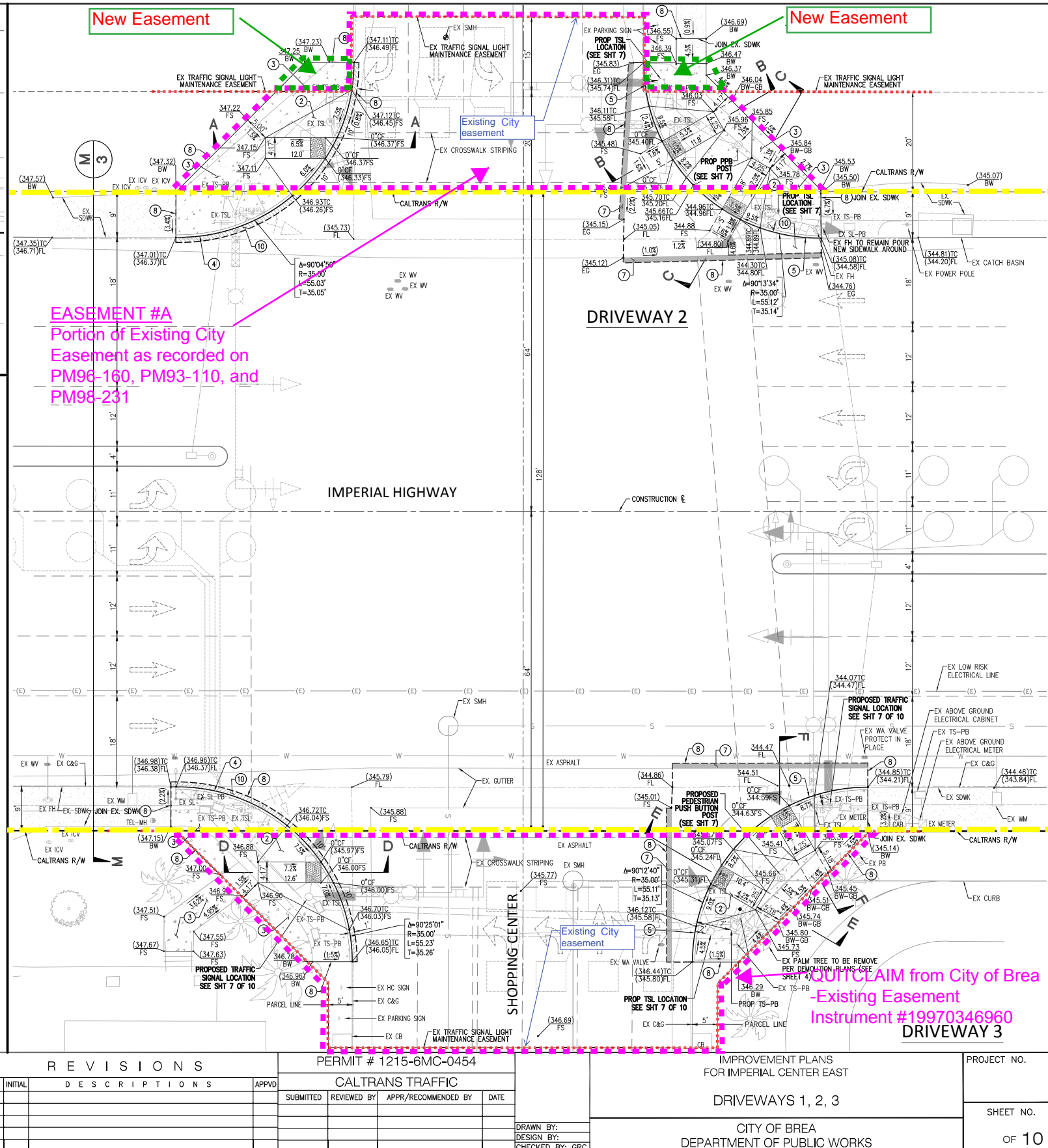


Exhibit 'B'

BREA UNION PLAZA SHOPPING CENTER



PROPOSED CITY EASEMENT QUITCLAIMS to CALTRANS

Recording requested by and
when recorded mail to:

City of Brea
1 Civic Center Circle
Brea, CA 92821
Attn: City Clerk

Space above this line for recorder's use
Free Recording Requested G.C. §§ 6103 & 27383
No Document Transfer Tax pursuant to Rev. Tax Code § 11922

PERMANENT TRAFFIC SIGNAL EASEMENT

This PERMANENT TRAFFIC SIGNAL EASEMENT (this "Easement Agreement") is dated as of _____, 2017, and is entered into by and between **BREA UNION PLAZA I, LLC**, a California limited liability company ("Grantor") and the **CITY OF BREA**, a California municipal corporation ("Grantee").

RECITALS

A. Grantor is the owner of certain land situated in the City of Brea, County of Orange, State of California described on Exhibit "A" attached hereto (the "Grantor Property").

B. ICE Holdings, LLC ("ICE") owns the nearby land described on Exhibit "B" attached hereto (the "ICE Property").

C. Grantee has imposed as a condition of approval of CUP 14-10 being issued to ICE that ICE construct the traffic signal improvements described on Exhibit "C" (the "Traffic Signal Improvements") on: (i) the portions of the Grantor Property described on Exhibit "D" ("BUP I Easement Area"); (ii) property on which the Grantee has an existing contractual easement permitting such improvements ("Grantee Contract Easement"); and (iii) a portion of right of way held by the State of California ("State") for which the State plans to issue an encroachment permit to ICE (for purposes of building traffic signal improvements).

D. The State acting through Caltrans requires that this Easement Agreement, the Grantee Contract Easement, and a portion of a parcel map-dedicated easement purposes all be conveyed by Grantee to the State, and Grantor is willing to grant the easement described herein over the BUP I Easement Area to the Grantee for inclusion in such subsequent conveyances of easement areas by the City to the State.

E. Grantor is willing to grant the easement described herein so that the traffic signal improvements, which will benefit ICE (and the ICE Property), Grantor (and the Grantor Property), Grantee and the State, can be constructed by ICE and then dedicated to and maintained by the State.

NOW THEREFORE, in consideration of the foregoing recitals, and other consideration, the receipt of which is hereby acknowledged, the parties hereto agree as follows:

1. Grant of Easement. Grantor hereby grants to Grantee a perpetual nonexclusive easement, over and across the BUP I Easement Area for the purpose of constructing, operating, maintaining, repairing, altering and removing the Traffic Signal Improvements.

2. Binding Effect/Runs with Land. All of the terms of this Easement Agreement will be binding upon and inure to the benefit of the parties hereto, and to their respective successors and permitted assigns (as contemplated under Section 3 below), and shall bind, encumber and “run with” the BUP I Easement Area and shall bind all successors-in-interest to the BUP I Easement Area.

3. Assignment. Grantee may convey and/or assign its right, title and interest in, under and to this Easement Agreement to the State and upon each such assignment or conveyance, the Grantee as assignor shall be released of obligations hereunder arising after the assignment.

4. Miscellaneous.

(a) Entire Agreement. This Easement Agreement constitutes the entire agreement between Grantor and Grantee with respect to the specific subject matter hereof and supersedes all oral statements and prior understandings relating hereto.

(b) Counterparts. This Easement Agreement may be executed in counterparts, each of which shall constitute an original, and all of which together shall constitute one and the same instrument.

IN WITNESS WHEREOF, the parties hereto have executed this Easement Agreement as of the date first written above.

GRANTOR:

BREA UNION PLAZA, I, LLC,
a California limited liability company

By: _____
Print Name: _____
Title: _____

GRANTEE:

CITY OF BREA,
a municipal corporation

By: _____
Print Name: _____
Title: _____

A notary public or other officer completing this certificate verifies only the identity of the individual who signed the document to which this certificate is attached, and not the truthfulness, accuracy, or validity of that document.

State of California)
County of Los Angeles)

On _____, before me, _____,
(insert name and title of the officer)

Notary Public, personally appeared _____,
who proved to me on the basis of satisfactory evidence to be the person(s) whose name(s) is/are
subscribed to the within instrument and acknowledged to me that he/she/they executed the same
in his/her/their authorized capacity(ies), and that by his/her/their signature(s) on the instrument the
person(s), or the entity upon behalf of which the person(s) acted, executed the instrument.

I certify under PENALTY OF PERJURY under the laws of the State of California that the
foregoing paragraph is true and correct.

WITNESS my hand and official seal.

Signature _____ (Seal)

A notary public or other officer completing this certificate verifies only the identity of the individual who signed the document to which this certificate is attached, and not the truthfulness, accuracy, or validity of that document.

State of California)
County of Los Angeles)

On _____, before me, _____,
(insert name and title of the officer)

Notary Public, personally appeared _____,
who proved to me on the basis of satisfactory evidence to be the person(s) whose name(s) is/are
subscribed to the within instrument and acknowledged to me that he/she/they executed the same
in his/her/their authorized capacity(ies), and that by his/her/their signature(s) on the instrument the
person(s), or the entity upon behalf of which the person(s) acted, executed the instrument.

I certify under PENALTY OF PERJURY under the laws of the State of California that the
foregoing paragraph is true and correct.

WITNESS my hand and official seal.

Signature _____ (Seal)

EXHIBIT "A"

LEGAL DESCRIPTION OF GRANTOR PROPERTY

The land referred to herein is situated in the State of California, County of Orange and described as follows:

Parcel A:

Parcel 3 of Parcel Map No. 96-160, in the City of Brea, County of Orange, State of California, as per map filed in Book 297, Page 49 and 50 of Parcel Maps in the office of the County Recorder of said County.

Parcel B:

Non-exclusive easement for ingress and egress, driveway use, parking, loading, and unloading of commercial and other vehicles over, through and around the Common Area as set forth and defined in that certain Declaration of Covenants, Conditions and Restrictions and Reciprocal Easements, recorded December 24, 1996 as Instrument No. 96-0648565, Official Records.

EXHIBIT "B"

DESCRIPTION OF ICE PROPERTY

Land in the State of California, County of Orange, described as follows:

Parcels 1, 2 and A of Parcel Map No. 91-239, in the City of Brea, County of Orange, State of California, as shown on the map filed in Book 275 Pages 25 to 29, inclusive, of Parcel Maps, in the office of the County Recorder of said County.

EXHIBIT "C"

DESCRIPTION OF TRAFFIC SIGNAL IMPROVEMENTS

(Attached.)

EXHIBIT "D"

DESCRIPTION OF BUP I EASEMENT AREA

IN THE CITY OF BREA, COUNTY OF ORANGE, STATE OF CALIFORNIA, BEING A PORTION OF PARCEL 3 OF PARCEL MAP NO. 96-160 AS PER MAP FILED IN BOOK 297 PAGES 49 THROUGH 50 INCLUSIVE OF PARCEL MAPS, IN THE OFFICE OF THE COUNTY RECORDER OF SAID COUNTY, BEING MORE PARTICULARLY DESCRIBED AS FOLLOWS:

BEGINNING AT THE SOUTHWEST CORNER OF PARCEL 4 OF SAID PARCEL MAP; THENCE ALONG THE WEST LINE OF SAID PARCEL 4 NORTH 00°01'40" EAST, 35.00 FEET TO A POINT ON THE NORTH LINE OF THAT CERTAIN STRIP DEDICATED TO THE CITY OF BREA ON SAID PARCEL MAP AS EASEMENT "A"; THENCE ALONG SAID NORTH LINE SOUTH 89°58'20" EAST, 58.47 FEET TO THE EAST LINE OF SAID STRIP; THENCE ALONG SAID EAST LINE SOUTH 00°01'40" WEST, 9.13 FEET TO **THE TRUE POINT OF BEGINNING**; THENCE CONTINUING ALONG SAID LINE, SOUTH 00°01'40" WEST, 5.87 FEET TO A POINT ON THE NORTH LINE OF SAID STRIP; THENCE ALONG SAID NORTH LINE SOUTH 89°58'20" EAST, 15.92 FEET; THENCE LEAVING SAID LINE NORTH 29°37'29" WEST, 5.75 FEET TO A POINT ON THE SOUTHWESTERLY LINE OF PARCEL 5 OF SAID PARCEL MAP; THENCE ALONG SAID LINE NORTH 89°58'20" WEST, 3.03 FEET TO A POINT IN THE WEST LINE OF SAID PARCEL 5; THENCE ALONG SAID LINE NORTH 00°01'40" EAST, 0.92 FEET; THENCE LEAVING SAID LINE SOUTH 89°43'59" WEST, 10.04 FEET TO **THE TRUE POINT OF BEGINNING.**:

L:\2013\13-255 MPA Brea\Ex\Driveway Easement\13255ex101.dwg, exst. 02.dwg, Apr. 13, 2017 -- 11:52am

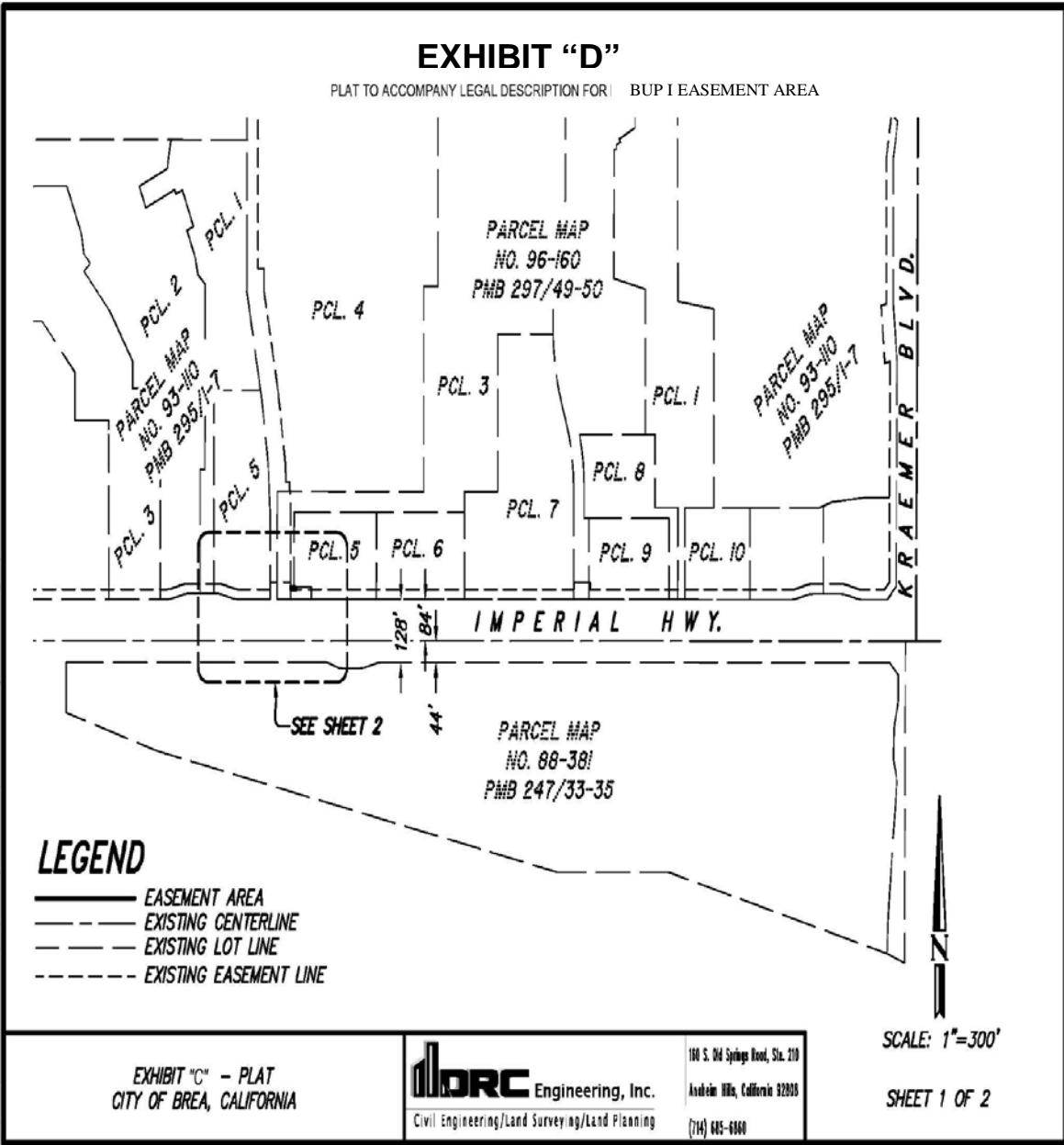
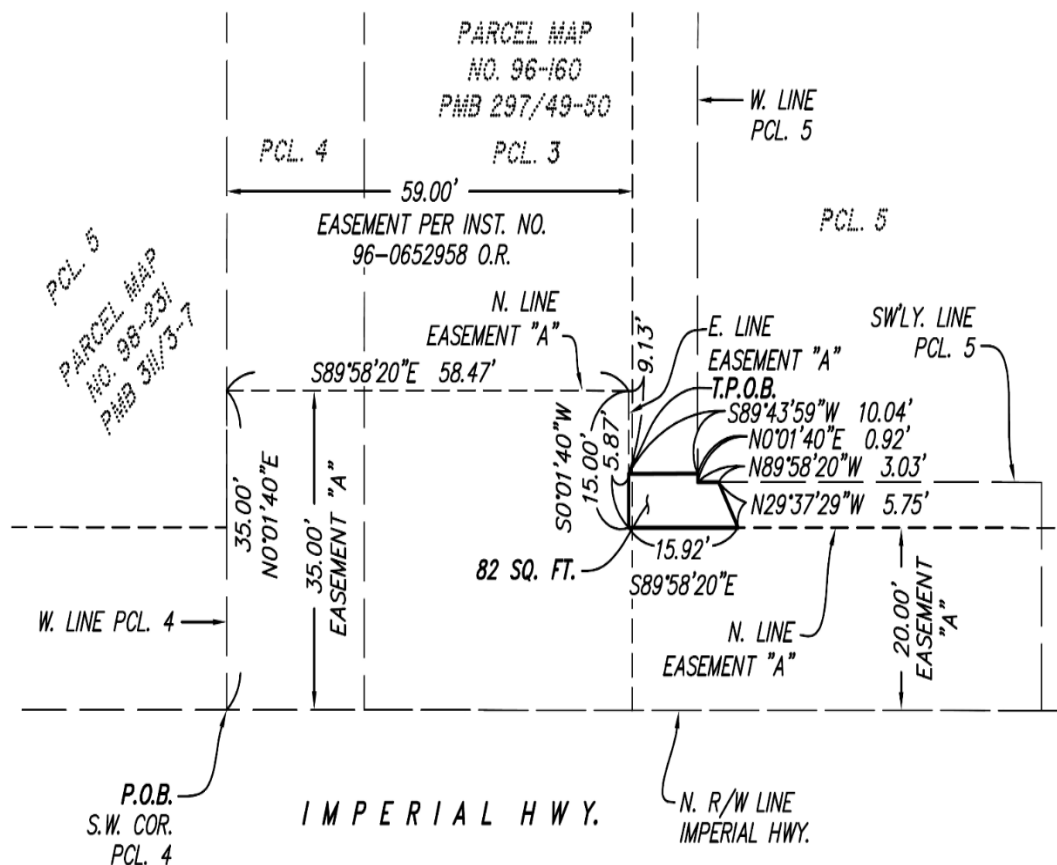


EXHIBIT "D"

PLAT TO ACCOMPANY LEGAL DESCRIPTION FOR BUP I EASEMENT AREA



LEGEND

- EASEMENT AREA
- EXISTING CENTERLINE
- EXISTING LOT LINE
- EXISTING EASEMENT LINE

EASEMENT "A" INDICATES A VARIABLE WIDTH EASEMENT FOR MISCELLANEOUS PURPOSES DEDICATED TO THE CITY OF BREA PER PARCEL MAP NO. 93-110, PMB 295/1-7.



SCALE: 1"=20'

SHEET 2 OF 2

EXHIBIT "C" - PLAT
CITY OF BREA, CALIFORNIA



Engineering, Inc.

Civil Engineering/Land Surveying/Land Planning

160 S. Old Springs Road, Ste. 210

Anaheim Hills, California 92808

(714) 685-6860

CERTIFICATE OF ACCEPTANCE

This is to certify that the interest in real property conveyed by that certain Permanent Traffic Signal Easement dated _____, 2017 from BREA UNION PLAZA I, LLC, a California limited liability company, to the CITY OF BREA, is hereby accepted by the undersigned officer on behalf of the CITY OF BREA pursuant to authority conferred by City Council action on _____, 2017 and the grantee consents to recordation thereof by its duly authorized officer.

CITY OF BREA

By: _____
Bill Gallardo,
City Manager

A notary public or other officer completing this certificate verifies only the identity of the individual who signed the document to which this certificate is attached, and not the truthfulness, accuracy, or validity of that document.

State of California)
County of Los Angeles)

On _____, 2017, before me, _____,
(insert name and title of the officer)

Notary Public, personally appeared _____,
who proved to me on the basis of satisfactory evidence to be the person(s) whose name(s) is/are
subscribed to the within instrument and acknowledged to me that he/she/they executed the same
in his/her/their authorized capacity(ies), and that by his/her/their signature(s) on the instrument the
person(s), or the entity upon behalf of which the person(s) acted, executed the instrument.

I certify under PENALTY OF PERJURY under the laws of the State of California that the foregoing paragraph is true and correct.

WITNESS my hand and official seal.

Signature _____

Recording requested by and
when recorded mail to:

City of Brea
1 Civic Center Circle
Brea, CA 92821
Attn: City Clerk

Space above this line for recorder's use
Free Recording Requested G.C. §§ 6103 & 27383
No Document Transfer Tax pursuant to Rev. Tax Code § 11922

PERMANENT TRAFFIC SIGNAL EASEMENT

This PERMANENT TRAFFIC SIGNAL EASEMENT (this "Easement Agreement") is dated as of _____, 2017, and is entered into by and between **BREA UNION PLAZA II, LLC**, a California limited liability company ("Grantor") and the **CITY OF BREA**, a California municipal corporation ("Grantee").

RECITALS

A. Grantor is the owner of certain land situated in the City of Brea, County of Orange, State of California described on Exhibit "A" attached hereto (the "Grantor Property").

B. ICE Holdings, LLC ("ICE") owns the nearby land described on Exhibit "B" attached hereto (the "ICE Property").

C. Grantee has imposed as a condition of approval of CUP 14-10 being issued to ICE that ICE construct the traffic signal improvements described on Exhibit "C" (the "Traffic Signal Improvements") on: (i) the portions of the Grantor Property described on Exhibit "D" ("BUP II Easement Area"); (ii) property on which the Grantee has an existing contractual easement permitting such improvements ("Grantee Contract Easement"); and (iii) a portion of right of way held by the State of California ("State") for which the State plans to issue an encroachment permit to ICE (for purposes of building traffic signal improvements).

D. The State acting through Caltrans requires that this Easement Agreement, the Grantee Contract Easement, and a portion of a parcel map-dedicated easement purposes all be conveyed by Grantee to the State, and Grantor is willing to grant the easement described herein over the BUP Easement Area to the Grantee for inclusion in such subsequent conveyances of easement areas by the City to the State.

E. Grantor is willing to grant the easement described herein so that the traffic signal improvements, which will benefit ICE (and the ICE Property), Grantor (and the Grantor Property), Grantee and the State, can be constructed by ICE and then dedicated to and maintained by the State.

NOW THEREFORE, in consideration of the foregoing recitals, and other consideration, the receipt of which is hereby acknowledged, the parties hereto agree as follows:

1. Grant of Easement. Grantor hereby grants to Grantee a perpetual nonexclusive easement, over and across the BUP II Easement Area for the purpose of constructing, operating, maintaining, repairing, altering and removing the Traffic Signal Improvements.

2. Binding Effect/Runs with Land. All of the terms of this Easement Agreement will be binding upon and inure to the benefit of the parties hereto, and to their respective successors and permitted assigns (as contemplated under Section 3 below), and shall bind, encumber and “run with” the BUP II Easement Area and shall bind all successors-in-interest to the BUP II Easement Area.

3. Assignment. Grantee may convey and/or assign its right, title and interest in, under and to this Easement Agreement to the State and upon each such assignment or conveyance, the Grantee as assignor shall be released of obligations hereunder arising after the assignment.

4. Miscellaneous.

(a) Entire Agreement. This Easement Agreement constitutes the entire agreement between Grantor and Grantee with respect to the specific subject matter hereof and supersedes all oral statements and prior understandings relating hereto.

(b) Counterparts. This Easement Agreement may be executed in counterparts, each of which shall constitute an original, and all of which together shall constitute one and the same instrument.

IN WITNESS WHEREOF, the parties hereto have executed this Easement Agreement as of the date first written above.

GRANTOR:

BREA UNION PLAZA, II, LLC,
a California limited liability company

By: _____
Print Name: _____
Title: _____

GRANTEE:

CITY OF BREA,
a municipal corporation

By: _____
Print Name: _____
Title: _____

A notary public or other officer completing this certificate verifies only the identity of the individual who signed the document to which this certificate is attached, and not the truthfulness, accuracy, or validity of that document.

State of California)
County of Los Angeles)

On _____, before me, _____,
(insert name and title of the officer)

Notary Public, personally appeared _____,
who proved to me on the basis of satisfactory evidence to be the person(s) whose name(s) is/are
subscribed to the within instrument and acknowledged to me that he/she/they executed the same
in his/her/their authorized capacity(ies), and that by his/her/their signature(s) on the instrument the
person(s), or the entity upon behalf of which the person(s) acted, executed the instrument.

I certify under PENALTY OF PERJURY under the laws of the State of California that the
foregoing paragraph is true and correct.

WITNESS my hand and official seal.

Signature _____ (Seal)

A notary public or other officer completing this certificate verifies only the identity of the individual who signed the document to which this certificate is attached, and not the truthfulness, accuracy, or validity of that document.

State of California)
County of Los Angeles)

On _____, before me, _____,
(insert name and title of the officer)

Notary Public, personally appeared _____,
who proved to me on the basis of satisfactory evidence to be the person(s) whose name(s) is/are
subscribed to the within instrument and acknowledged to me that he/she/they executed the same
in his/her/their authorized capacity(ies), and that by his/her/their signature(s) on the instrument the
person(s), or the entity upon behalf of which the person(s) acted, executed the instrument.

I certify under PENALTY OF PERJURY under the laws of the State of California that the
foregoing paragraph is true and correct.

WITNESS my hand and official seal.

Signature _____ (Seal)

EXHIBIT "A"

LEGAL DESCRIPTION OF GRANTOR PROPERTY

The land referred to herein is situated in the State of California, County of Orange and described as follows:

Parcel 1:

Parcel 1A as shown on Lot Line Adjustment LLA 01-01 as evidenced by document recorded February 16, 2001 as Instrument No. 20010087096 of Official Records and as more particularly described as follows:

Parcel 1, Parcel Map 98-231 in the City of Brea, County of Orange, State of California, as shown on map filed in Book 311 Pages 3 to 7 inclusive of Parcel Maps, in the office of the County Recorder of said County.

EXCEPT THEREFROM the most Westerly 1 foot of said Parcel 1, lying Southerly of the Line labeled North 66° 01' 54" East 88.39 feet and lying Northerly of the line labeled North 66° 01' 54" East 90.21 feet .

Parcel 2:

Parcel 2A as shown on Lot Line Adjustment LLA 01-01 as evidenced by document recorded February 16, 2001 as Instrument No. 20010087096 of Official Records and as more particularly described as follows:

Parcel 2, Parcel Map 98-231, in the City of Brea, County of Orange, State of California, as shown on map filed in Book 311 Pages 3 to 7 inclusive of Parcel Maps, in the office of the County Recorder of said County.

TOGETHER with the most Westerly 1 foot of Parcel 1 of said Parcel Map, lying Southerly of the line labeled North 66° 01' 54" East 88.39 feet and lying Northerly of the line labeled North 66° 01' 54" East 90.21 feet.

Parcel 3:

Parcel 5 of Parcel Map 98-231, in the City of Brea, County of Orange, State of California, as per map filed in Book 311 Pages 3 to 7 inclusive of Parcel Maps, in the office of the County Recorder of said County.

EXHIBIT "B"

DESCRIPTION OF ICE PROPERTY

Land in the State of California, County of Orange, described as follows:

Parcels 1, 2 and A of Parcel Map No. 91-239, in the City of Brea, County of Orange, State of California, as shown on the map filed in Book 275 Pages 25 to 29, inclusive, of Parcel Maps, in the office of the County Recorder of said County.

EXHIBIT "C"

DESCRIPTION OF TRAFFIC SIGNAL IMPROVEMENTS

(Attached.)

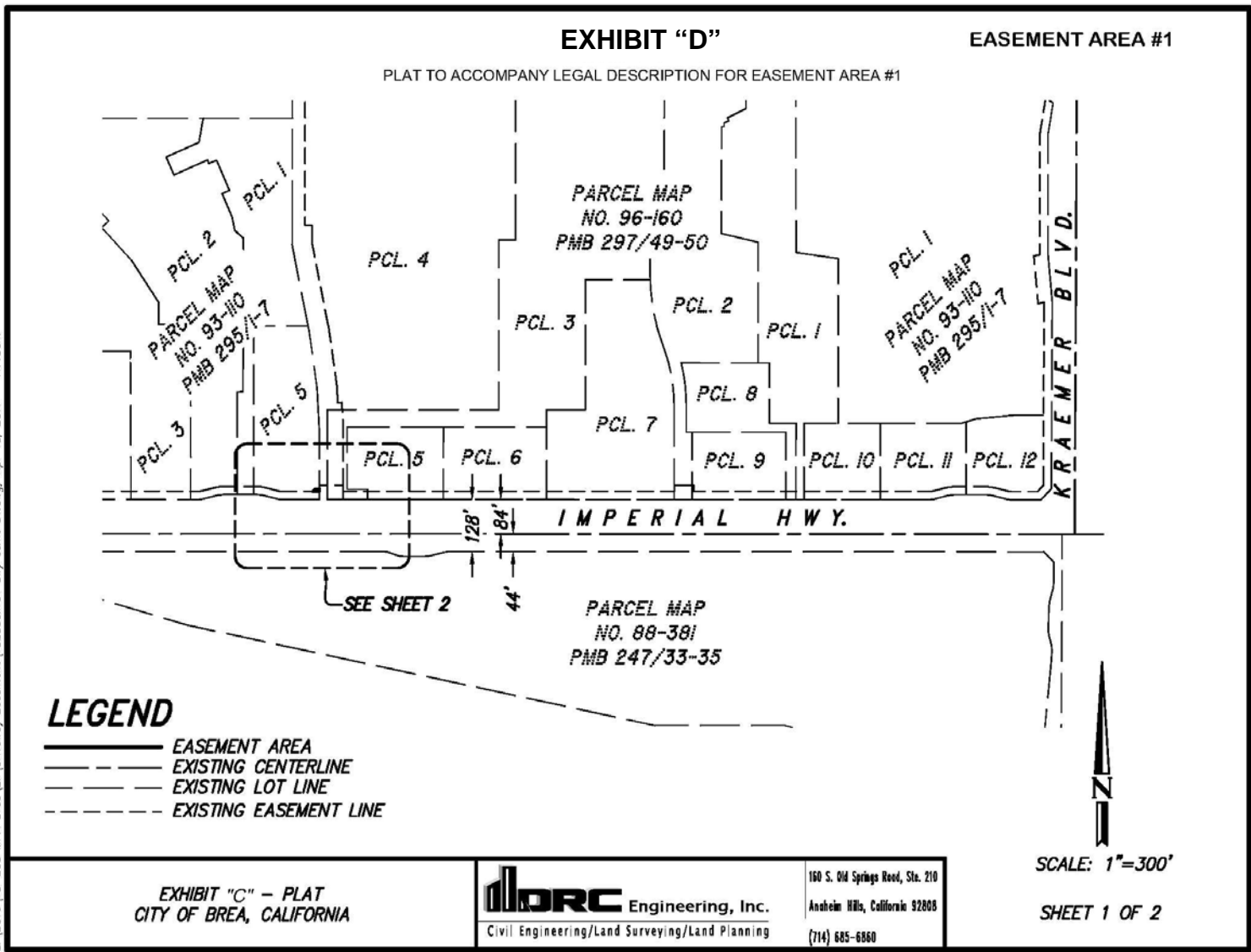
EXHIBIT "D"

DESCRIPTION OF BUP II EASEMENT AREA

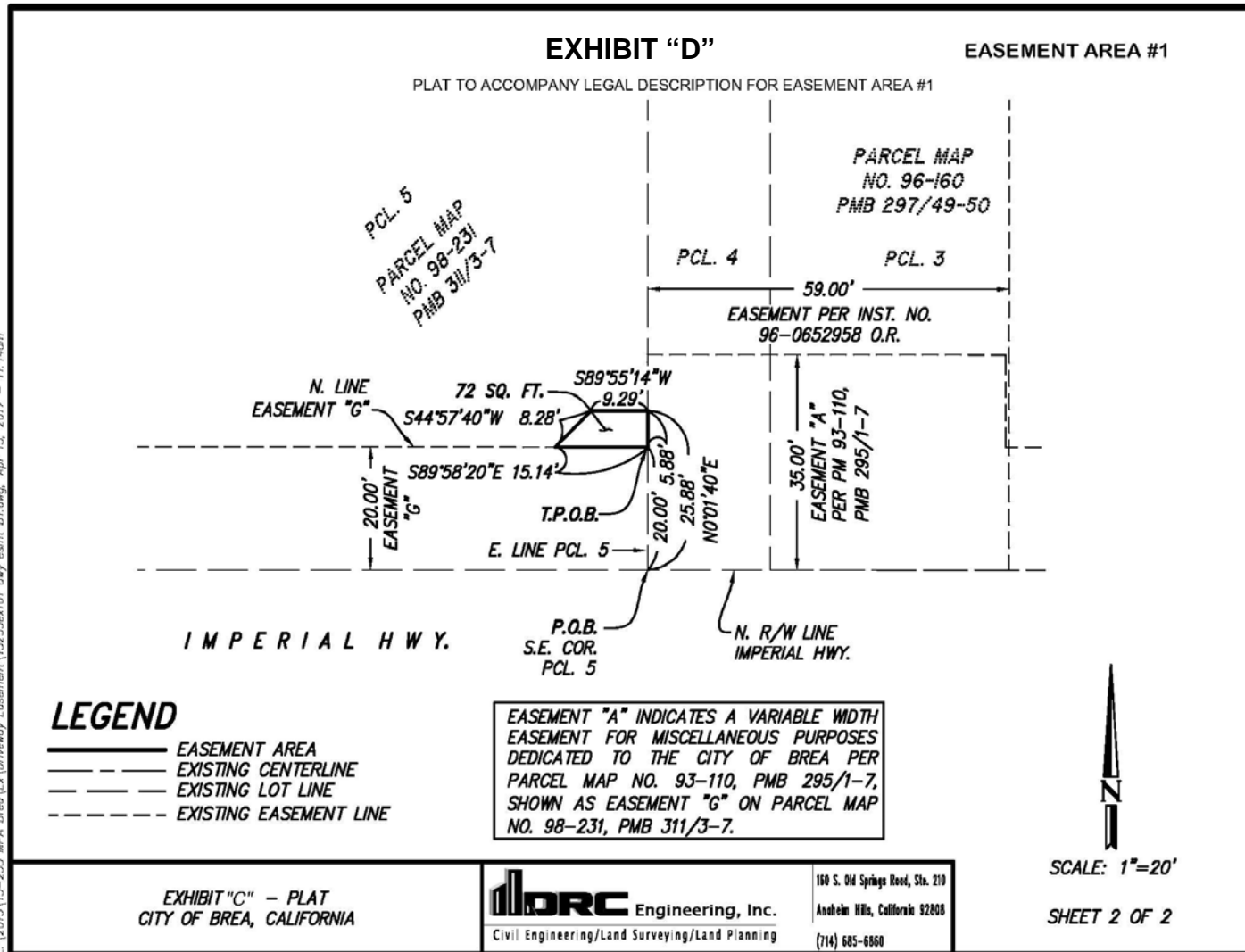
IN THE CITY OF BREA, COUNTY OF ORANGE, STATE OF CALIFORNIA, BEING A PORTION OF PARCEL 5 OF PARCEL MAP NO. 98-231 AS PER MAP FILED IN BOOK 311, PAGES 3 THROUGH 7 INCLUSIVE OF PARCEL MAPS, IN THE OFFICE OF THE COUNTY RECORDER OF SAID COUNTY, BEING MORE PARTICULARLY DESCRIBED AS FOLLOWS:

BEGINNING AT THE SOUTHEAST CORNER OF PARCEL 5 OF SAID PARCEL MAP NO. 98-231; THENCE ALONG THE EAST LINE OF SAID PARCEL 3 NORTH 00°01'40" EAST, 20.00 FEET TO A POINT ON THE NORTH LINE OF THAT CERTAIN STRIP DEDICATED TO THE CITY OF BREA, SHOWN ON SAID PARCEL MAP AS EASEMENT "G", SAID POINT BEING THE **TRUE POINT OF BEGINNING**; THENCE LEAVING SAID NORTH LINE AND CONTINUING ALONG SAID EAST LINE, NORTH 00°01'40" EAST, 5.88 FEET; THENCE SOUTH 89°55'14" WEST, 9.29 FEET; THENCE SOUTH 44°57'40" WEST, 8.28 FEET TO A POINT ON SAID NORTH LINE; THENCE ALONG SAID NORTH LINE SOUTH 89°58'20" EAST, 15.14 FEET TO THE **TRUE POINT OF BEGINNING**.

L:\2013\13-255 MPA Brea\Ex\Driveway Easement\13255a\101 dwy esmt Bl.dwg; Apr. 13, 2017 - 11:15am



L:\2013\13-255 MPA Brea\Ex\Driveway Easement\13255Ex101.dwg, Apr 13, 2017 - 11:14am



CERTIFICATE OF ACCEPTANCE

This is to certify that the interest in real property conveyed by that certain Permanent Traffic Signal Easement dated _____, 2017 from BRE UNION PLAZA II, LLC, a California limited liability company, to the CITY OF BREA, is hereby accepted by the undersigned officer on behalf of the CITY OF BREA pursuant to authority conferred by City Council action on _____, 2017 and the grantee consents to recordation thereof by its duly authorized officer.

CITY OF BREA

By: _____
Bill Gallardo,
City Manager

A notary public or other officer completing this certificate verifies only the identity of the individual who signed the document to which this certificate is attached, and not the truthfulness, accuracy, or validity of that document.

State of California)
County of Los Angeles)

On _____, 2017, before me, _____,
(insert name and title of the officer)

Notary Public, personally appeared _____, who proved to me on the basis of satisfactory evidence to be the person(s) whose name(s) is/are subscribed to the within instrument and acknowledged to me that he/she/they executed the same in his/her/their authorized capacity(ies), and that by his/her/their signature(s) on the instrument the person(s), or the entity upon behalf of which the person(s) acted, executed the instrument.

I certify under PENALTY OF PERJURY under the laws of the State of California that the foregoing paragraph is true and correct.

WITNESS my hand and official seal.

Signature _____



City of Brea

Ricky Rodriguez, Office Chief
Office of Right of Way and Land Surveys
Department of Transportation – District 12
1750 E. 4th Street
Santa Ana, CA 92705

RE: Encroachment Permit #1215-6MC-0454 Imperial Highway, City of Brea
Traffic Signal Modification for Imperial Center East

Dear Mr. Rodriguez,

This is regarding the easements needed for the proposed traffic signal modification work on Imperial Highway servicing the Imperial Center East and Brea Union Plaza in the City of Brea and as shown on the plans submitted per Encroachment Permit #1215-6MC-454. Refer to Exhibit "A" for the location of the proposed signal modification and Exhibit "B" for the location of the easement referenced below.

Pursuant to the meeting discussion at Caltrans District 12 Office on February 28, 2017, the City of Brea is concurring that the City will transfer the following permanent traffic signal easements, by quitclaim deed, to the State upon the completion of the construction:

Proposed Easements

- Permanent Traffic Signal Easement from Brea Union Plaza I. Refer to attachment "Reference #1" for the Draft Quitclaim Deed to Caltrans.
- Permanent Traffic Signal Easement from Brea Union Plaza II. Refer to attachment "Reference #2" for the Draft Quitclaim Deed to Caltrans.

Existing Easements

- Traffic Signal Maintenance Easement per Parcel Map No. 93-110. Refer to attachment "Reference #3" for the Draft Quitclaim Deed to Caltrans.
- Traffic Signal Easement per Instrument No. 19970346961. Refer to attachment "Reference #4" for the Draft Quitclaim Deed to Caltrans.

City Council

Cecilia Hupp
Mayor

Glenn Parker
Mayor Pro Tem

Christine Marick
Council Member

Marty Simonoff
Council Member

Steven Vargas
Council Member

Please be advised that the property owner of Imperial Center East, which is the applicant of Encroachment Permit #1215-6MC-0454, is currently working on obtaining the proposed easements from the northerly property owners (Brea Union Plaza I and Brea Union Plaza II). City's ability to transfer these easements will depend on ICE's ability to obtaining these easements.

If you have any questions regarding this letter, please contact myself or Hsing Chao, Associate Engineer, at 714-990-7606 or hsingc@cityofbrea.net.

Sincerely,

Steve Kooyman, P.E.
City Engineer
Department of Public Works

Attachments

RECORDING REQUESTED BY, AND
WHEN RECORDED MAIL TO:

STATE OF CALIFORNIA
DEPARTMENT OF TRANSPORTATION
1750 E. 4TH STREET, SUITE 100
SANTA ANA, CALIFORNIA 92705
ATTN: EVANGELINA WASHINGTON
R/W TITLES & ESCROW

This office is exempt from filing fees under Government
Code 6103 & 27383. No tax due for Revenue & Taxation
Code 11922.

Space above this line for Recorder's Use

Written by:
R/W Map No.:

Checked by:
APN:

EA:

QUITCLAIM DEED

District	County	Route	Postmile	Number
[Dist]	[Cnty]	[Rte(s)]	[PM]	Document Number

The CITY OF BREA, a municipal corporation organized and existing under and by virtue of the laws of the State of California,

hereinafter called GRANTOR, hereby releases and quitclaims to the State of California, Department of Transportation, hereinafter called STATE, without representation or warranty, express or implied, all right, title and interest in and to all that real property in the City of Brea, County of Orange, State of California, described as follows:

See Exhibit "A", "B" and "C", attached.

Grantor has an easement over such land for traffic signal facilities, as described in that certain Permanent Traffic Signal Easement executed by Brea Union Plaza I, LLC, a California limited liability company dated _____, 2017 recorded on _____, 2017 in the Official Records of Orange County, California as Document No. _____, and this Quitclaim Deed is in effect an assignment of such easement by Grantor to the State.

Dated: _____, 2017

CITY OF BREA

By: _____

Print Name: _____

Title: _____

This is to certify that the State of California, acting by and through the Department of Transportation (according to Section 27281 of the Government Code), accepts for public purposes the real property described in this deed and consents to its recordation.

Dated: _____, 2017

By: _____

Director of Transportation

Certificate of Acceptance
Required for Easement Deeds

By: _____

Attorney in Fact

EXHIBIT "A"

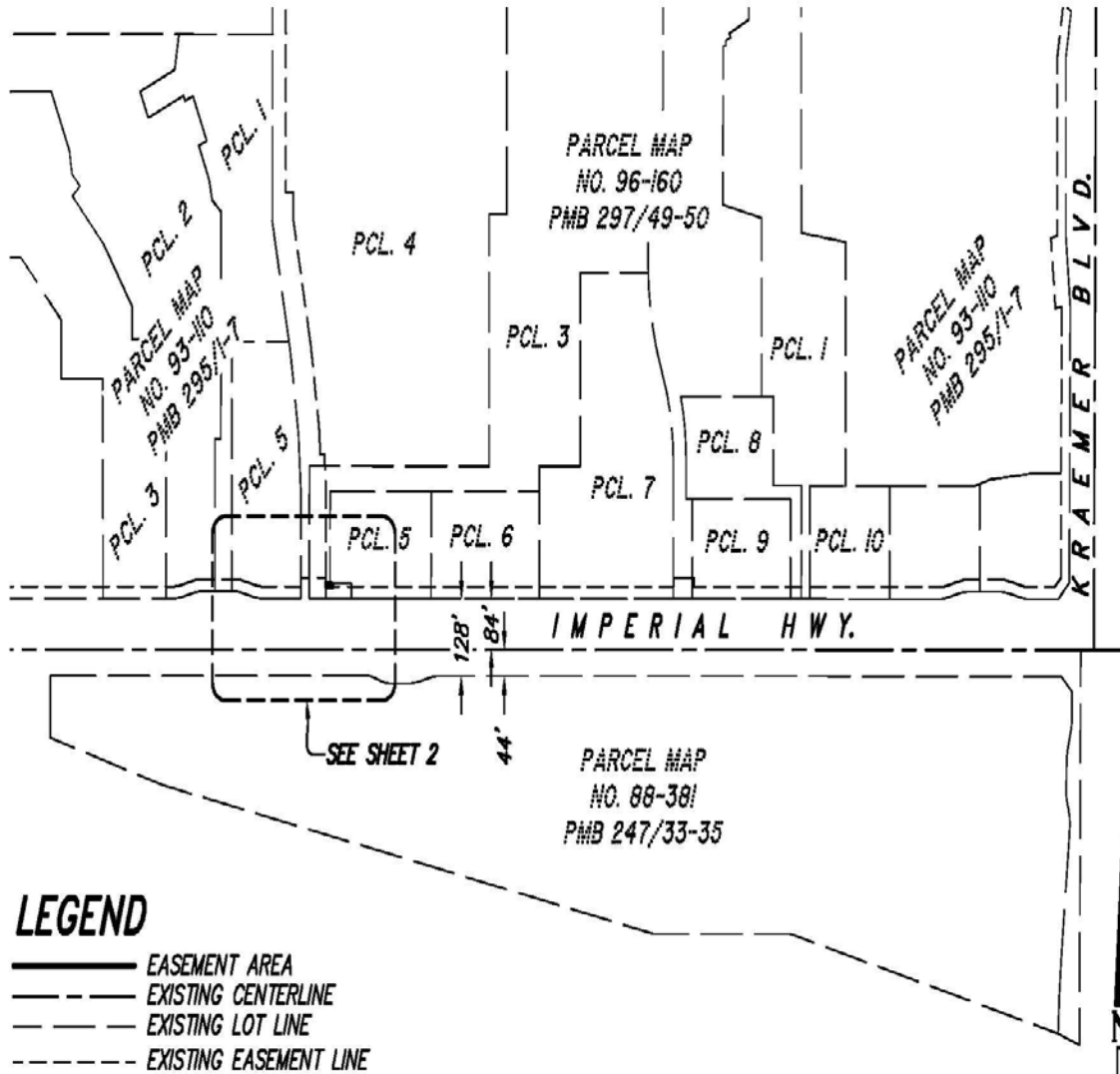
DESCRIPTION OF EASEMENT AREA

IN THE CITY OF BREA, COUNTY OF ORANGE, STATE OF CALIFORNIA, BEING A PORTION OF PARCEL 3 OF PARCEL MAP NO. 96-160 AS PER MAP FILED IN BOOK 297 PAGES 49 THROUGH 50 INCLUSIVE OF PARCEL MAPS, IN THE OFFICE OF THE COUNTY RECORDER OF SAID COUNTY, BEING MORE PARTICULARLY DESCRIBED AS FOLLOWS:

BEGINNING AT THE SOUTHWEST CORNER OF PARCEL 4 OF SAID PARCEL MAP; THENCE ALONG THE WEST LINE OF SAID PARCEL 4 NORTH 00°01'40" EAST, 35.00 FEET TO A POINT ON THE NORTH LINE OF THAT CERTAIN STRIP DEDICATED TO THE CITY OF BREA ON SAID PARCEL MAP AS EASEMENT "A"; THENCE ALONG SAID NORTH LINE SOUTH 89°58'20" EAST, 58.47 FEET TO THE EAST LINE OF SAID STRIP; THENCE ALONG SAID EAST LINE SOUTH 00°01'40" WEST, 9.13 FEET TO **THE TRUE POINT OF BEGINNING**; THENCE CONTINUING ALONG SAID LINE, SOUTH 00°01'40" WEST, 5.87 FEET TO A POINT ON THE NORTH LINE OF SAID STRIP; THENCE ALONG SAID NORTH LINE SOUTH 89°58'20" EAST, 15.92 FEET; THENCE LEAVING SAID LINE NORTH 29°37'29" WEST, 5.75 FEET TO A POINT ON THE SOUTHWESTERLY LINE OF PARCEL 5 OF SAID PARCEL MAP; THENCE ALONG SAID LINE NORTH 89°58'20" WEST, 3.03 FEET TO A POINT IN THE WEST LINE OF SAID PARCEL 5; THENCE ALONG SAID LINE NORTH 00°01'40" EAST, 0.92 FEET; THENCE LEAVING SAID LINE SOUTH 89°43'59" WEST, 10.04 FEET TO **THE TRUE POINT OF BEGINNING.**:

EXHIBIT "B"

PLAT TO ACCOMPANY LEGAL DESCRIPTION FOR EASEMENT AREA #2



LEGEND

- EASEMENT AREA
- - - EXISTING CENTERLINE
- ... EXISTING LOT LINE
- . - EXISTING EASEMENT LINE

EXHIBIT "C" - PLAT
CITY OF BREA, CALIFORNIA

ORC Engineering, Inc.
Civil Engineering/Land Surveying/Land Planning

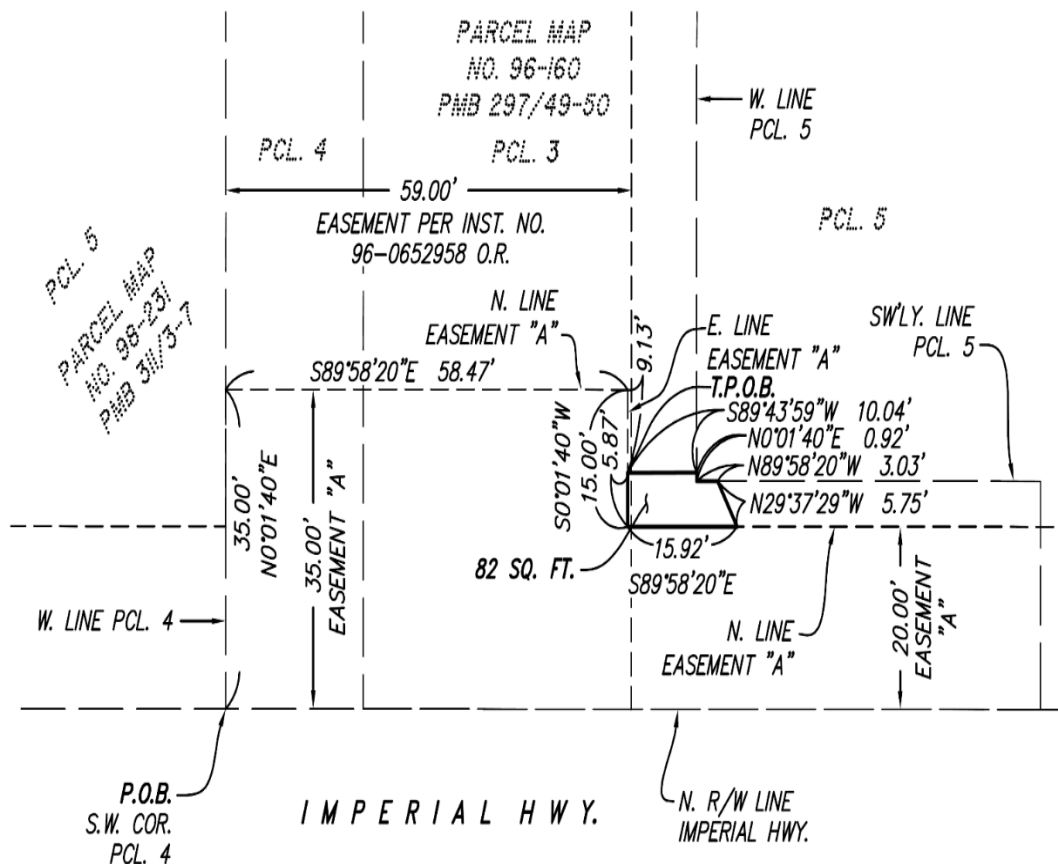
100 S. Old Springs Road, Ste. 210
Anaheim Hills, California 92808
(714) 685-6880

SCALE: 1"=300'

SHEET 1 OF 2

EXHIBIT "C"

PLAT TO ACCOMPANY LEGAL DESCRIPTION FOR EASEMENT AREA #2



LEGEND

- EASEMENT AREA
- - - - EXISTING CENTERLINE
- EXISTING LOT LINE
- - - - EXISTING EASEMENT LINE

EASEMENT "A" INDICATES A VARIABLE WIDTH EASEMENT FOR MISCELLANEOUS PURPOSES DEDICATED TO THE CITY OF BREA PER PARCEL MAP NO. 93-110, PMB 295/1-7.



SCALE: 1"=20'

SHEET 2 OF 2

EXHIBIT "C" - PLAT
CITY OF BREA, CALIFORNIA



Engineering, Inc.
Civil Engineering/Land Surveying/Land Planning

160 S. Old Springs Road, Ste. 210
Anaheim Hills, California 92808
(714) 685-6860

RECORDING REQUESTED BY, AND
WHEN RECORDED MAIL TO:

STATE OF CALIFORNIA
DEPARTMENT OF TRANSPORTATION
1750 E. 4TH STREET, SUITE 100
SANTA ANA, CALIFORNIA 92705
ATTN: EVANGELINA WASHINGTON
R/W TITLES & ESCROW

This office is exempt from filing fees under Government
Code 6103 & 27383. No tax due for Revenue & Taxation
Code 11922.

Space above this line for Recorder's Use

Written by:
R/W Map No.:

Checked by:
APN:

EA:

QUITCLAIM DEED

District	County	Route	Postmile	Number
[Dist]	[Cnty]	[Rte(s)]	[PM]	Document Number

The CITY OF BREA, a municipal corporation organized and existing under and by virtue of the laws of the State of California,

hereinafter called GRANTOR, hereby releases and quitclaims to the State of California, Department of Transportation, hereinafter called STATE, without representation or warranty, express or implied, all right, title and interest in and to all that real property in the City of Brea, County of Orange, State of California, described as follows:

See Exhibit "A", "B" and "C", attached.

Grantor has an easement over such land for traffic signal facilities, as described in that certain Permanent Traffic Signal Easement executed by Brea Union Plaza II, LLC, a California limited liability company dated _____, 2017 recorded on _____, 2017 in the Official Records of Orange County, California as Document No. _____, and this Quitclaim Deed is in effect an assignment of such easement by Grantor to the State.

Dated: _____, 2017

CITY OF BREA

By: _____

Print Name: _____

Title: _____

This is to certify that the State of California, acting by and through the Department of Transportation (according to Section 27281 of the Government Code), accepts for public purposes the real property described in this deed and consents to its recordation.

Dated: _____, 2017

By: _____

Director of Transportation

Certificate of Acceptance
Required for Easement Deeds

By: _____

Attorney in Fact

EXHIBIT "A"

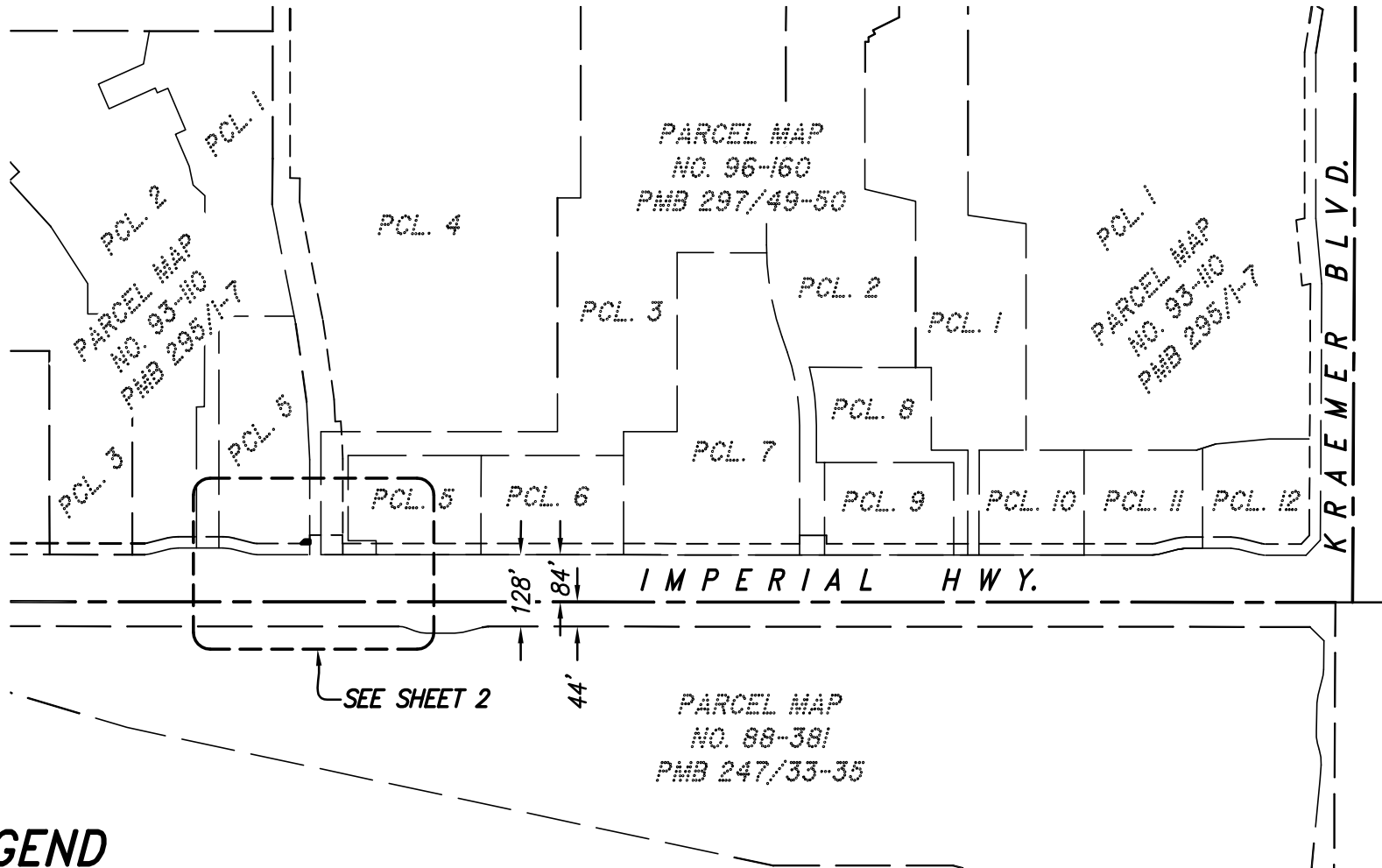
DESCRIPTION OF EASEMENT AREA

IN THE CITY OF BREA, COUNTY OF ORANGE, STATE OF CALIFORNIA, BEING A PORTION OF PARCEL 5 OF PARCEL MAP NO. 98-231 AS PER MAP FILED IN BOOK 311, PAGES 3 THROUGH 7 INCLUSIVE OF PARCEL MAPS, IN THE OFFICE OF THE COUNTY RECORDER OF SAID COUNTY, BEING MORE PARTICULARLY DESCRIBED AS FOLLOWS:

BEGINNING AT THE SOUTHEAST CORNER OF PARCEL 5 OF SAID PARCEL MAP NO. 98-231; THENCE ALONG THE EAST LINE OF SAID PARCEL 3 NORTH 00°01'40" EAST, 20.00 FEET TO A POINT ON THE NORTH LINE OF THAT CERTAIN STRIP DEDICATED TO THE CITY OF BREA, SHOWN ON SAID PARCEL MAP AS EASEMENT "G", SAID POINT BEING THE **TRUE POINT OF BEGINNING**; THENCE LEAVING SAID NORTH LINE AND CONTINUING ALONG SAID EAST LINE, NORTH 00°01'40" EAST, 5.88 FEET; THENCE SOUTH 89°55'14" WEST, 9.29 FEET; THENCE SOUTH 44°57'40" WEST, 8.28 FEET TO A POINT ON SAID NORTH LINE; THENCE ALONG SAID NORTH LINE SOUTH 89°58'20" EAST, 15.14 FEET TO THE **TRUE POINT OF BEGINNING**.

EXHIBIT "B"

PLAT TO ACCOMPANY LEGAL DESCRIPTION FOR EXHIBIT "A"



LEGEND

- EASEMENT AREA
- EXISTING CENTERLINE
- EXISTING LOT LINE
- EXISTING EASEMENT LINE

EXHIBIT "B" - PLAT
CITY OF BREA, CALIFORNIA



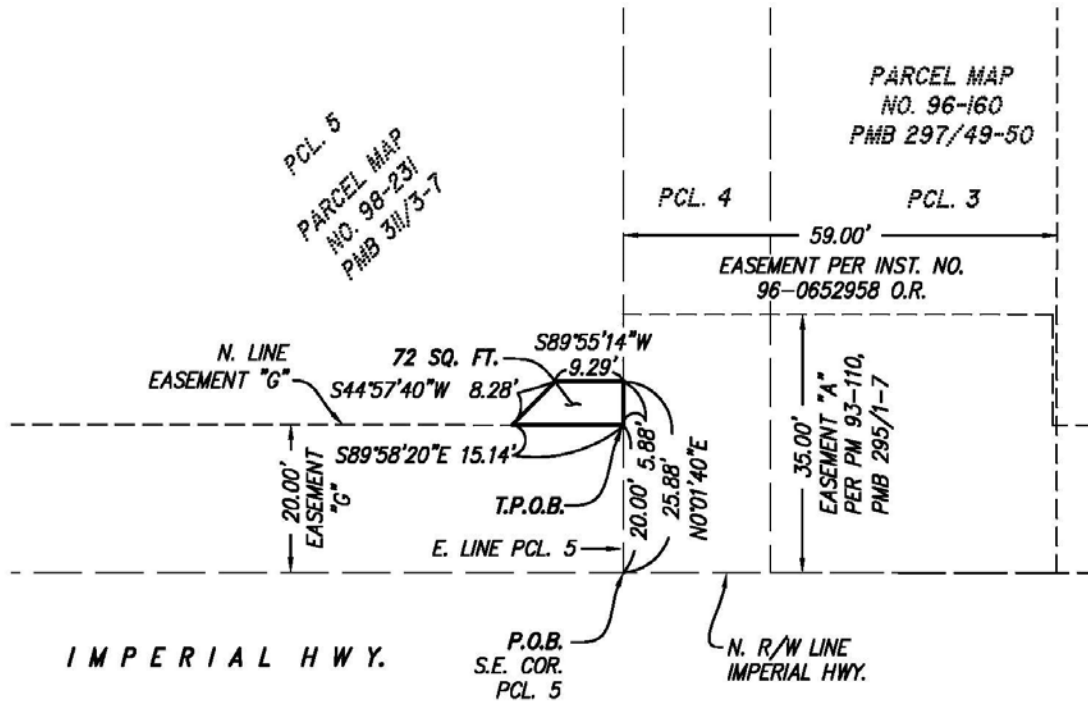
Engineering, Inc.
Civil Engineering/Land Surveying/Land Planning

160 S. Old Springs Road, Ste. 210
Anaheim Hills, California 92808
(714) 685-6860

SCALE: 1"=300'

E. EXHIBIT "C"

PLAT TO ACCOMPANY LEGAL DESCRIPTION FOR EASEMENT AREA #1



LEGEND

- EASEMENT AREA
- - - - EXISTING CENTERLINE
- EXISTING LOT LINE
- - - - EXISTING EASEMENT LINE

EASEMENT "A" INDICATES A VARIABLE WIDTH EASEMENT FOR MISCELLANEOUS PURPOSES DEDICATED TO THE CITY OF BREA PER PARCEL MAP NO. 93-110, PMB 295/1-7, SHOWN AS EASEMENT "G" ON PARCEL MAP NO. 98-231, PMB 311/3-7.

EXHIBIT "A" - PLAT
CITY OF BREA, CALIFORNIA

JORC Engineering, Inc.
Civil Engineering/Land Surveying/Land Planning

160 S. Old Springs Road, Ste. 210
Anaheim Hills, California 92808
(714) 685-6860

SCALE: 1"=20'

SHEET 2 OF 2

RECORDING REQUESTED BY, AND
WHEN RECORDED MAIL TO:

STATE OF CALIFORNIA
DEPARTMENT OF TRANSPORTATION
1750 E. 4TH STREET, SUITE 100
SANTA ANA, CALIFORNIA 92705
ATTN: EVANGELINA WASHINGTON
R/W TITLES & ESCROW

This office is exempt from filing fees under Government
Code 6103 & 27383. No tax due for Revenue & Taxation
Code 11922.

Space above this line for Recorder's Use

Written by:
R/W Map No.:

Checked by:
APN:

EA:

QUITCLAIM DEED

District	County	Route	Postmile	Number
[Dist]	[Cnty]	[Rte(s)]	[PM]	Document Number

The CITY OF BREA, a municipal corporation organized and existing under and by virtue of the laws of the State of California,

hereinafter called GRANTOR, hereby releases and quitclaims to the State of California, Department of Transportation, hereinafter called STATE, without representation or warranty, express or implied, all right, title and interest in and to all that real property in the City of Brea, County of Orange, State of California, described as follows:

See Exhibit "A", attached.

Grantor has an easement over such land for meandering sidewalk, recreational trail, traffic signal maintenance, sewer, water and storm drain purposes as described in that certain Parcel Map No. 93-110 recorded on December 17, 1996 in the Official Records of Orange County, California, and this Quitclaim Deed is in effect an assignment of a portion of (or a partial assignment of) such map-dedicated easement by Grantor to the State.

Dated: _____, 2017

CITY OF BREA

By: _____

Print Name: _____

Title: _____

This is to certify that the State of California, acting by and through the Department of Transportation (according to Section 27281 of the Government Code), accepts for public purposes the real property described in this deed and consents to its recordation.

Dated: _____, 2017

By: _____

Director of Transportation

Certificate of Acceptance
Required for Easement Deeds

By: _____

Attorney in Fact

EXHIBIT "A"

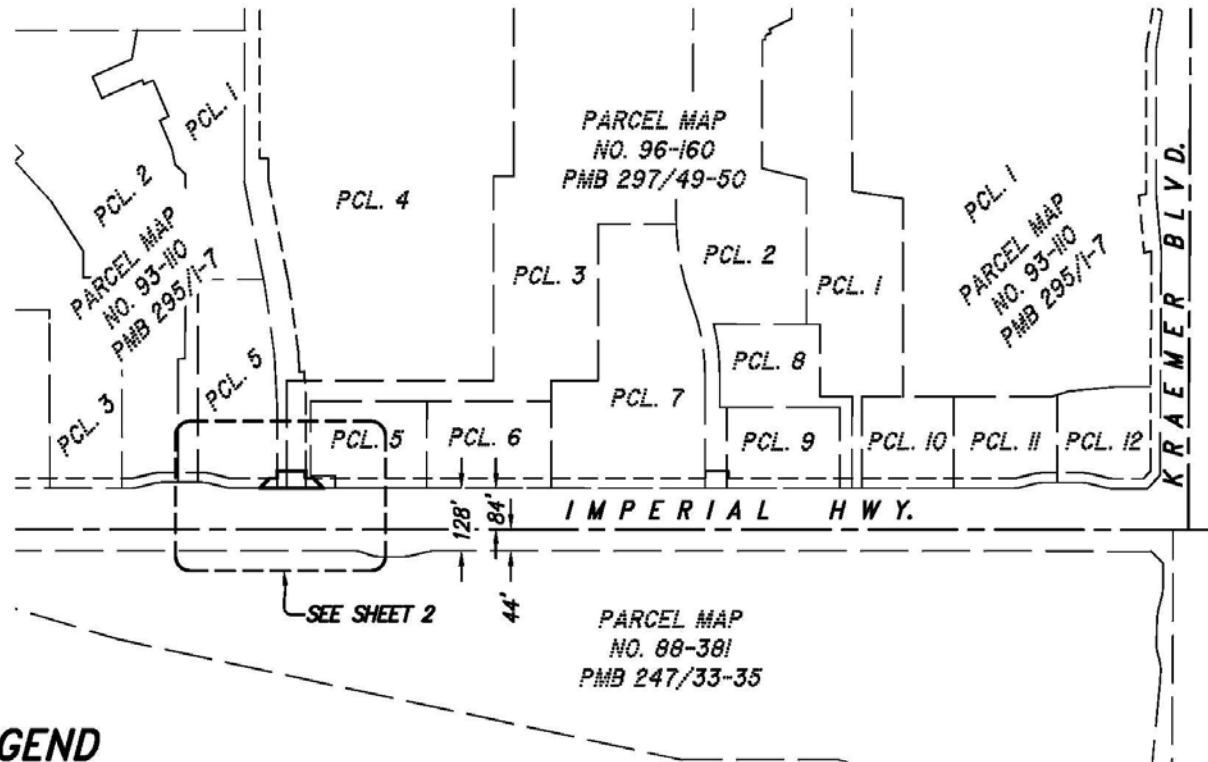
DESCRIPTION OF MAP-DEDICATED EASEMENT AREA ASSIGNED

IN THE CITY OF BREA, COUNTY OF ORANGE, STATE OF CALIFORNIA, BEING A PORTION OF PARCEL 5 OF PARCEL MAP NO. 98-231 PER MAP FILED IN BOOK 311, PAGES 3 THROUGH 7 INCLUSIVE OF PARCEL MAPS, TOGETHER WITH PORTIONS OF PARCELS 3 AND 4 OF PARCEL MAP NO. 96-160 PER MAP FILED IN BOOK 297 PAGES 49 THROUGH 50 INCLUSIVE OF PARCEL MAPS, ALL IN THE OFFICE OF THE COUNTY RECORDER OF SAID COUNTY, BEING MORE PARTICULARLY DESCRIBED AS FOLLOWS:

BEGINNING AT THE SOUTHEAST CORNER OF PARCEL 5 OF SAID PARCEL MAP NO. 98-231; THENCE ALONG THE SOUTH LINE OF SAID PARCEL 5 AND THE NORTH RIGHT OF WAY LINE OF IMPERIAL HIGHWAY, 128.00 FEET WIDE, AS SHOWN ON SAID PARCEL MAP, NORTH 89°58'20" WEST, 35.09 FEET; THENCE LEAVING SAID LINE NORTH 44°57'40" EAST, 28.25 FEET TO A POINT ON THE NORTH LINE OF THAT CERTAIN STRIP DEDICATED TO THE CITY OF BREA SHOWN ON SAID PARCEL MAP AS EASEMENT "G"; THENCE ALONG SAID NORTH LINE SOUTH 89°58'20" EAST, 15.14 FEET TO A POINT ON THE EAST LINE OF SAID PARCEL 5; THENCE ALONG SAID EAST LINE NORTH 00°01'40" EAST, 15.00 FEET TO A POINT ON THE NORTH LINE OF THAT CERTAIN STRIP DEDICATED TO THE CITY OF BREA ON PARCEL MAP NO. 93110 PER MAP FILED IN BOOK 295, PAGES 1 THROUGH 7 INCLUSIVE OF PARCEL MAPS SHOWN ON SAID MAP AS EASEMENT "A"; THENCE ALONG SAID NORTH LINE SOUTH 89°58'20" EAST, 58.47 FEET TO THE EAST LINE OF SAID STRIP; THENCE ALONG SAID EAST LINE SOUTH 00°01'40" WEST, 15.00 FEET TO THE NORTH LINE OF SAID STRIP; THENCE ALONG SAID LINE SOUTH 89°58'20" EAST, 15.92 FEET; THENCE SOUTH 44°58'20" EAST, 28.28 FEET TO A POINT ON THE NORTH RIGHT OF WAY LINE OF SAID IMPERIAL HIGHWAY; THENCE ALONG SAID LINE NORTH 89°58'20" WEST, 94.39 FEET TO THE **POINT OF BEGINNING**.

PLAT TO ACCOMPANY LEGAL DESCRIPTION

CITY EASEMENT AREA



LEGEND

- _____ EASEMENT AREA
 _____ EXISTING CENTERLINE
 _____ EXISTING LOT LINE
 - - - - - EXISTING EASEMENT LINE

**EXHIBIT "A" – PLAT
CITY OF BREA, CALIFORNIA**



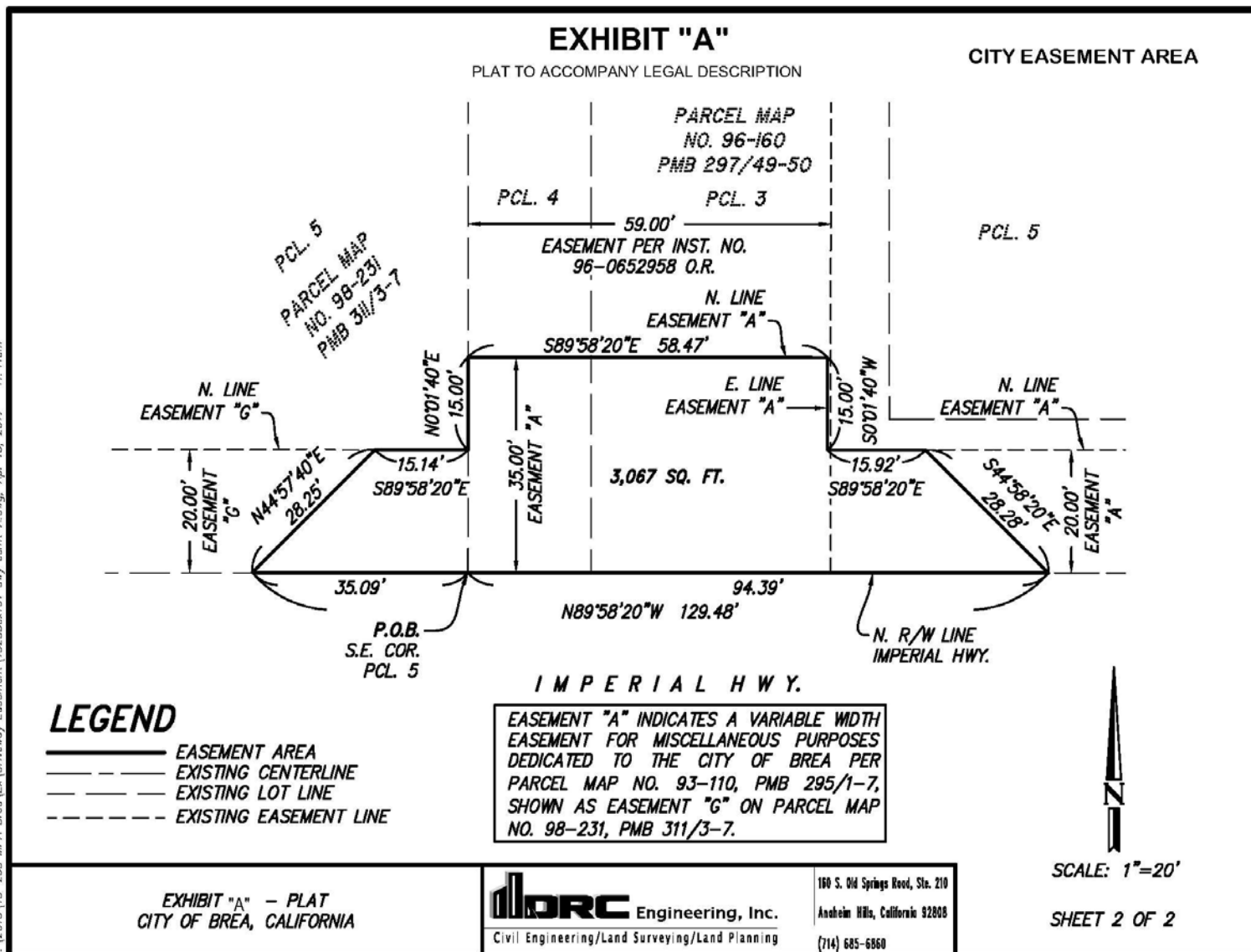
Civil Engineering/Land Surveying/Land Planning

160 S. Old Springs Road, Ste. 210
Anaheim Hills, California 92808
(714) 685-6860

SCALE: 1"=300'

SHEET 1 OF 2

L:\2013\13-255 MPA Brea\Ex\Driveway Easement\13255e\101 day esmt A.dwg, Apr. 13, 2017 - 11:41am



RECORDING REQUESTED BY, AND
WHEN RECORDED MAIL TO:

STATE OF CALIFORNIA
DEPARTMENT OF TRANSPORTATION
1750 E. 4TH STREET, SUITE 100
SANTA ANA, CALIFORNIA 92705
ATTN: EVANGELINA WASHINGTON
R/W TITLES & ESCROW

This office is exempt from filing fees under Government
Code 6103 & 27383. No tax due for Revenue & Taxation
Code 11922.

Space above this line for Recorder's Use

Written by:
R/W Map No.:

Checked by:
APN:

EA:

QUITCLAIM DEED

District	County	Route	Postmile	Number
[Dist]	[Cnty]	[Rte(s)]	[PM]	Document Number

The CITY OF BREA, a municipal corporation organized and existing under and by virtue of the laws of the State of California,

hereinafter called GRANTOR, hereby releases and quitclaims to the State of California, Department of Transportation, hereinafter called STATE, without representation or warranty, express or implied, all right, title and interest in and to all that real property in the City of Brea, County of Orange, State of California, described as follows:

See Exhibit "A" and "B", attached.

Grantor has an easement over such land for traffic signal facilities, as described in that certain Easement executed by Union Oil Company of California, a California corporation recorded on July 23rd, 1997 in the Official Records of Orange County, California as Document No. 19970346961 and this Quitclaim Deed is in effect an assignment of such easement by Grantor to the State.

Dated: _____, 2017

CITY OF BREA

By: _____

Print Name: _____

Title: _____

This is to certify that the State of California, acting by and through the Department of Transportation (according to Section 27281 of the Government Code), accepts for public purposes the real property described in this deed and consents to its recordation.

Dated: _____, 2017

By: _____

Director of Transportation

Certificate of Acceptance
Required for Easement Deeds

By: _____

Attorney in Fact

EXHIBIT A

THAT PORTION OF PARCEL "A" OF PARCEL MAP NO. 88-381, IN THE CITY OF BREA, COUNTY OF ORANGE, STATE OF CALIFORNIA AS PER MAP FILED IN BOOK 247 PAGES 31 THROUGH 35 OF PARCEL MAPS, IN THE OFFICE OF THE COUNTY RECORDER OF SAID COUNTY DESCRIBED AS FOLLOWS:

COMMENCING AT THE CENTERLINE INTERSECTION OF IMPERIAL HIGHWAY AND KRAEMER BOULEVARD AS SHOWN ON SAID PARCEL MAP NO. 88-381; THENCE NORTH $89^{\circ} 58' 37''$ WEST 1825.07 FEET ALONG THE CENTER LINE OF SAID IMPERIAL HIGHWAY; THENCE SOUTH $00^{\circ} 01' 23''$ WEST 64.00 FEET TO THE SOUTHERLY RIGHT OF WAY LINE OF SAID IMPERIAL HIGHWAY, ALSO BEING THE TRUE POINT OF BEGINNING; THENCE, ALONG SAID SOUTHERLY RIGHT OF WAY LINE SOUTH $89^{\circ} 58' 37''$ EAST 69.42 FEET TO THE MOST NORTHEASTERLY CORNER OF SAID PARCEL "A"; THENCE ALONG THE EASTERLY LINE OF SAID PARCEL "A" SOUTH $45^{\circ} 01' 23''$ WEST 43.01 FEET; THENCE SOUTH $00^{\circ} 01' 23''$ WEST 13.00 FEET; THENCE LEAVING SAID EASTERLY LINE NORTH $89^{\circ} 58' 37''$ WEST 78.00 FEET TO THE WESTERLY LINE OF SAID PARCEL "A" THENCE ALONG SAID WESTERLY LINE NORTH $00^{\circ} 01' 23''$ EAST 13.00 FEET; THENCE NORTH $44^{\circ} 58' 37''$ WEST 43.01 TO THE SOUTHERLY RIGHT OF WAY LINE OF IMPERIAL HIGHWAY; THENCE ALONG SAID SOUTHERLY RIGHT OF WAY LINE SOUTH $89^{\circ} 58' 37''$ EAST 69.41 FEET TO THE TRUE POINT OF BEGINNING.

ALL AS MORE PARTICULARLY SHOWN ON EXHIBIT B ATTACHED HERETO AND MADE A PART HEREOF.

DATED THIS 18TH DAY OF SEPTEMBER, 1996.


GWEN-VERA DEL CASTILLO, P.L.S. 5108
REGISTRATION EXPIRES 6/30/99



EXHIBIT "B"

IMPERIAL HIGHWAY

KRAEMER BOULEVARD

CONSTRUCTION CENTERLINE

N89°58'37"W
1825.07'

POINT OF COMMENCEMENT

64'

64.00'
N00°01'23"E

TRUE POINT OF BEGINNING

69.41'

69.42'

N89°58'37"W 138.83'

43.01'
N44°58'37"W

43.01'
N45°01'23"E

N00°01'23"E
13.00'

N00°01'23"E
13.00'

78.00'
N89°58'37"W



SCALE: 1"=20'

PCL A
PM 88-381
PMB 247/31-35

CROSBY
MEAD
BENTON
& ASSOCIATES

1932 E. DEERE AVE.
SUITE 100
SANTA ANA, CA 92705
TELEPHONE: (714) 261-9560
FAX NO: (714) 261-2776

PREPARED DATE: 9/17/96

SUBJECT: TRAFFIC EQUIPMENT EASEMENT

PROJECT: BIRCH HILLS - PARCEL MAP 93-110

LOCATION: CITY OF BREA

SHEET

1

OF

1

City of Brea

COUNCIL COMMUNICATION

TO: Honorable Mayor and City Council Members

FROM: Bill Gallardo, City Manager

DATE: 08/01/2017

SUBJECT: Professional Services Agreement to Provide Utility Cost Recovery and Reduction Services

RECOMMENDATION

- Approve the Professional Services Agreement with Cost Control Associates, Inc. to provide Utility Cost Recovery and Reduction Services;
- Authorize the City Manager to exercise the optional one-year extensions; and
- Authorize the City Manager to execute amendments for additional utility cost reduction services at the same rates, if desired.

BACKGROUND/DISCUSSION

The City of Brea has spent over \$1 million for utility expenses during the past fiscal year. With each passing year, energy costs continue to rise. After reviewing these expenditures, staff determined that the services of a consultant with expertise in utility cost reductions was necessary to assist the City in its cost reduction efforts.

In April 2017, City staff issued a Request for Proposal (RFP) #170424-1 seeking experienced firms to conduct a comprehensive assessment of the City of Brea's utility costs to help reduce future electric and gas costs and to recover past overpayments. While the comprehensive scope of services can be found in Exhibit A of the attached Professional Services Agreement, along with compensation rates in Exhibit B, the following is a summary of those services:

- Past Cost Recovery Services: consists of examining the bills of existing energy suppliers to identify errors, submit claims, and obtain refunds. This phase is expected to be completed within six months, with ongoing utility bill monitoring commencing thereafter for the contract term.
- Future Cost Containment Services: consists of performing a comprehensive comparative analysis of rate plans and/or providers for those energy services that can be purchased from alternate sources. This phase is expected to last between six to twelve months.

Request for proposals were sent to six firms and four of them submitted responses for the City's consideration. An evaluation team comprised of staff from Public Works and Administrative Services carefully reviewed and ranked the written proposals based on each company's qualifications, experience, necessary resources to perform the work and responsiveness to the City's needs and specifications.

Based on proposals that demonstrated a comprehensive list of services provided, public utilities cost reduction and recovery experience, and reasonable timeframes for completion of the project, the evaluation team narrowed the selection down to the top two firms: Cost Control Associates and Troy and Banks. After conducting interviews, listening to presentations, reviewing the cost proposals, and receiving best and final responses from these two firms, Cost Control Associates was determined to be the best qualified firm. Additionally, Cost Control Associates had the lowest fee rates for cost recovery and reduction. Their rates are 20% for cost recovery and 23% for cost reductions. Since the potential amounts of recovery and reduction of utility costs will not be known until such time the refunds are received and the reductions are identified, the actual fees paid the consultant will be determined at those times.

While the initial focus will be on the 288 service accounts for electrical and the 12 service accounts for natural gas utilities, and though not specifically required in this RFP or in the PSA, staff was able to secure the same cost recovery and cost reduction rates for telecommunication and other utility rates, should those services be desired. After determination of the consultant's performance and results in recovering and reducing the electrical and natural gas accounts, staff may recommend amendments to this PSA to include the telecommunication and other utility rates for consideration. Staff recommends that the City Council authorize the City Manager to execute any such amendments without the need to return to City Council for approval and execution of same to expedite the additional cost recovery and reduction amounts.

COMMISSION/COMMITTEE RECOMMENDATION

The Finance Committee reviewed staff's recommendation at their July 25, 2017 meeting and it was recommended for City Council approval.

FISCAL IMPACT/SUMMARY

There is no upfront fiscal impact to the City. All fees will be paid to the consultant only after refunds are received and cost reductions are realized. If there are no refunds or reductions, no fees will be paid to the consultant.

RESPECTFULLY SUBMITTED:

William Gallardo, City Manager

Prepared by: Neil Groom, Procurement and Contracts Administrator

Concurrence: Cindy Russell, Administrative Services Director

Attachments

Professional Services Agreement

**PROFESSIONAL SERVICES AGREEMENT
BETWEEN THE CITY OF BREA AND
Cost Control Associates, Inc.**

This Agreement is made and entered into this _____ day of _____, 2017, between the City of Brea, a municipal corporation (hereinafter referred to as "CITY") and Cost Control Associates, Inc. (hereinafter referred to as "CONTRACTOR").

I. Recitals

- A. CITY has solicited and received a proposal from CONTRACTOR, in response to RFP # 170424-1, has reviewed the previous experience and evaluated the expertise of CONTRACTOR, and desires to retain CONTRACTOR to provide Utility Cost Recovery and Reduction Services per Exhibit A Scope of Services for the City of Brea Administrative Services Department.
- B. CONTRACTOR represents that CONTRACTOR is qualified to perform such services and is willing to perform such professional services.

II. Agreement

NOW, THEREFORE, it is agreed by and between CITY and CONTRACTOR as follows:

- A. Scope of Services: CONTRACTOR perform those services described in Recital I.A., above, and as more fully described in the Scope of Services attached hereto as Exhibit "A" and "B" incorporated by reference herein ("the Services").
- B. CONTRACTOR agrees as follows:
 - 1. Upon receiving specific instructions from the CITY to proceed, CONSULTANT shall forthwith commence performance hereunder in accordance with the Scope of Services attached hereto, and with all Federal, State, and City statutes, regulations, ordinances, and guidelines, all to the reasonable satisfaction of CITY.

2. CONTRACTOR shall supply copies of all required reports, writings, photographs and/or documents (hereinafter collectively referred to as "documents") including any supplemental documents to CITY, necessary for CONTRACTOR to perform the Services, or as otherwise specifically required hereunder. Copies of the documents shall be in such numbers as are required CITY. CITY may thereafter review and forward to CONTRACTOR comments regarding said documents and CONTRACTOR shall thereafter make such revisions to said documents as are deemed necessary. CITY shall receive revised documents in such form and in the quantities determined necessary by CITY.
3. CONTRACTOR shall, at CONTRACTOR'S sole cost and expense, secure and hire such other persons as may, in the opinion of CONTRACTOR, be necessary to comply with the terms of this Agreement. In the event any such other persons are retained by CONTRACTOR, CONTRACTOR hereby warrants that such persons shall be fully qualified to perform services required hereunder. CONTRACTOR further agrees that no subcontractor shall be retained by CONTRACTOR except upon the prior written approval of CITY.
4. CONTRACTOR, while fulfilling the terms of this Agreement, is performing as a representative of CITY and shall provide exceptional Customer Care. Any negative contact with staff, residents/citizens, businesses, visitors or other contractors shall be reported by CONTRACTOR immediately to CITY. CONTRACTOR's management and supervisory personnel shall intercede to resolve or mitigate the negative contact in conjunction with CITY staff. CITY and CONTRACTOR may agree in advance to a single person contact, a representative

of either the CITY or CONTRACTOR, for the investigation and response to complaints.

C. CITY agrees as follows:

1. To pay CONTRACTOR according to Exhibit B Compensation for the performance of the services required hereunder. This sum shall cover the cost of all staff time and all other direct and indirect costs and fees, including the work of employees, CONTRACTOR and subcontractors to CONTRACTOR. Payment to CONTRACTOR, by CITY, shall be made in accordance with the schedule set forth below.
2. Unless otherwise agreed upon, payments to CONTRACTOR shall be made by CITY in accordance with the invoices submitted by CONTRACTOR, on a monthly basis, and such invoices shall be paid within a reasonable time after said invoices are received by CITY. All charges shall be in accordance with CONTRACTOR's proposal either with respect to hourly rates or lump sum amounts for individual tasks
3. Additional services: Payments for additional services requested, in writing, by CITY shall be paid on a reimbursement basis in accordance with any agreed upon fee schedule established for CONTRACTOR's services. Charges for additional services shall be invoiced on a monthly basis and shall be paid by CITY within a reasonable time after said invoices are received by CITY.

D. CITY agrees to provide to CONTRACTOR:

1. Information and assistance as needed to enable CONTRACTOR to perform the Services. However, any and all information and data provided to CONTRACTOR pursuant to

this Agreement shall be forever maintained as confidential by CONTRACTOR, to the maximum extent permitted by law.

2. Assistance, if necessary, in obtaining information from other governmental agencies and/or private parties. However, it shall be CONTRACTOR's responsibility to make all initial contact with respect to the gathering of such information.

E. Ownership of Documents:

1. All documents prepared by CONTRACTOR pursuant to this Agreement shall be considered works made for hire and, together with all intellectual property rights arising therefrom, shall be deemed to be the property of CITY. CONTRACTOR hereby assigns to CITY any and all intellectual property rights to such documents not otherwise conveyed by this subsection E. CONTRACTOR shall not make and retain for its own use, copies of any documents prepared pursuant to this Agreement, without CITY's prior written consent.

F. Termination:

1. This Agreement may be terminated by CITY upon the giving of a written "Notice of Termination" to CONTRACTOR at least thirty (30) days prior to the date of termination specified in said notice. In the event this Agreement is so terminated, CONTRACTOR shall be compensated at CONTRACTOR's applicable hourly rates on a pro-rata basis with respect to the percentage of the Services completed as of the date of termination. CONTRACTOR shall provide to CITY any and all documents and reports, whether in draft or final form, prepared by CONTRACTOR as of the date of termination. CONTRACTOR may not terminate this Agreement except for cause. Termination or expiration of this Agreement does not

release CONTRACTOR from any and all claims, damages or other liability incurred prior to termination or expiration.

G. Notices and Designated Representatives:

1. Any and all notices, demands, invoices and written communications between the parties hereto shall be addressed as set forth in this subsection G. The below named individuals, furthermore, shall be those persons primarily responsible for the performance by the parties under this Agreement:

CONTRACTOR

Cost Control Associates, Inc.
310 Bay Road
Queensbury NY 12804
Keith Laake, President
518-798-4437
keith.laake@costcontrolassociates.com

CITY

City of Brea
Administrative Services Department
1 Civic Center Circle
Brea, CA 92821
Cindy Russell, Administrative Services Director
714-990-4418
CindyR@CityofBrea.net

2. Any such notices, demands, invoices and written communications, by mail, shall be deemed to have been received by the addressee forty-eight (48) hours after deposit thereof in the United States mail, postage prepaid and properly addressed as set forth above.

H. Indemnity:

1. CONTRACTOR and CITY agree that CITY, its elected officials, officers employees, agents and volunteers should, to the extent permitted by law, be fully protected from any loss, injury,

damage, claim, lawsuit, cost, expense, attorneys fees, litigation costs, defense costs, court costs or any other cost arising out of, pertaining to or relating to the negligence, recklessness or willful misconduct in performance of this Agreement. Accordingly, the provisions of this indemnity provision are intended by the parties to be interpreted and construed to provide the fullest protection possible under the law to the CITY.

2. To the fullest extent permitted by law, CONTRACTOR shall defend, indemnify and hold CITY, its elected officials, officers employees, agents and volunteers free and harmless from any and all liability, claims, suits, actions, arbitration proceedings, administrative proceedings, regulatory proceedings, losses, expenses or costs of any kind, whether actual, alleged, or threatened, actual attorneys fees and experts costs incurred by CITY, court costs, interest, defense costs including expert witness fees and any other costs or expenses of any kind whatsoever without restriction or limitation incurred in,,arising out of, pertaining to or relating to the negligence, recklessness or willful misconduct in CONTRACTOR's performance of this Agreement. All obligations under this provision are to be paid by CONTRACTOR as they are incurred by the CITY.
3. Any tort claims filed against the CITY related to CONTRACTOR's performance of this Agreement and subsequently tendered to CONTRACTOR shall be promptly investigated, and the resolution of such claims shall be promptly reported to the CITY.
4. The obligations of CONTRACTOR under this or any other provision of this Agreement will not be limited by the provisions of any workers compensation act or similar act. CONTRACTOR expressly waives its statutory immunity under

such statutes or laws as to CITY, its employees, agents and officials.

5. CONTRACTOR agrees to obtain executed indemnity agreements with provisions identical to those as set forth here in this section from each and every subcontractor, sub-tier contractor or any other person or entity involved by, for, with or on behalf of CONTRACTOR in the performance or subject matter of this Agreement. Notwithstanding the foregoing, CONTRACTOR agrees to be fully and primarily responsible for all claims and liabilities arising out of the acts or omissions of any of its contractors and sub-tier contractors in the performance of this Agreement.

6. Failure of CITY to monitor compliance with these requirements imposes no additional obligations on CITY and will in no way act as a waiver of any rights hereunder. This obligation to indemnify and defend CITY as set forth herein is binding on the successors, assigns or heirs of CONTRACTOR and shall survive the termination of this Agreement or this section.

I. Insurance:

1. Throughout the term of this Agreement, CONTRACTOR agrees to provide and maintain insurance as set forth in Exhibit "C" attached hereto and incorporated herein by reference.

J. Assignment:

1. No assignment of all or any part of this Agreement, and no subcontract to perform any obligation hereunder, shall be made, either in whole or in part, by CONTRACTOR without the prior written consent of CITY.

K. Independent Contractor:

1. The parties hereto agree that CONTRACTOR and its employees, officers and agents are independent contractors under this Agreement and shall not be construed for any purpose to be employees of CITY.

L. Governing Law:

1. This Agreement shall be governed by and construed in accordance with the laws of the State of California. Venue for any litigation arising out of this Agreement shall be the Superior Court of the County of Orange.

M. Attorneys' Fees:

1. In the event any legal proceeding is instituted to enforce any term or provision of the Agreement, the prevailing party in said legal proceeding shall be entitled to recover attorneys' fees and costs from the opposing party in an amount determined by the court to be reasonable.

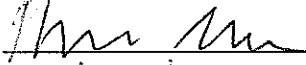
N. Entire Agreement:

1. This Agreement supersedes any and all other Agreements, either oral or in writing, between the parties with respect to the subject matter herein. Each party to this Agreement acknowledges that no representation by any party which is not embodied herein nor any other Agreement, statement or promise not contained in this Agreement shall be valid or binding. Any modification of this Agreement shall be effective only if it is in writing signed by all parties.

[SIGNATURES ON FOLLOWING PAGE]

IN WITNESS WHEREOF, the parties hereto have executed this Agreement as of the day and year first set forth above:

CONTRACTOR

Contractor Name: Cost Control Associates, Inc.
Corporation Type: A New York corporation
Printed Name: Keith Laake
Title: President
Signature: 
Date: 7/14/2017

CITY

City of Brea
Corporation Type: A Muncipal corporation
Signature: _____
Printed Name: _____
Title: _____
Date: _____

ATTEST

Printed Name: Lillian Harris-Neal
Title: City Clerk
Signature: _____
Date: _____

Attachments: Exhibit A – Scope of Services
Exhibit B – Term and Compensation
Exhibit C – Insurance Requirements

EXHIBIT A SCOPE OF SERVICES

The Scope of Services, as may be modified through negotiation and/or by written addendum issued by the City, will be made a part of the Agreement.

A. Introduction

To provide City of Brea ("City") with Cost Recovery and Reduction Services for the purpose of obtaining refunds and identifying cost reductions in usage and consumption of all forms of utility services through audits of utility invoices identified by the City.

B. Description of Work

The City has agreements with utility Proposers for the supply of the following energy types:

- Electricity (288 service accounts)
- Gas (12 service accounts)

Thus far, in Fiscal Year 2016/17, City has spent approximately \$1.1 million for utility expenses. With every passing year, energy is costing more and more. As a consequence, the City has concluded that it requires the services of a Consultant with expertise in energy and cost reduction techniques to assist City in reducing its energy costs, including through the recovery of past overpayments, correction of existing incorrect billing rates (when compared with levels of energy usage), and/or reducing future energy costs by selecting alternate energy providers and/or optimizing price rates and/or recommending event timing. The utility audit program, as envisioned in the Scope of Services, consists of at minimum the following types of services:

1. Past Cost Recovery Services

Consists of examining the bills of existing energy suppliers to identify errors, submit claims, and obtain refunds.

The Past Cost Recovery Services portion of the Scope of Services is expected to be completed within six months with ongoing utility bill monitoring commencing thereafter for the contract term.

2. Future Cost Containment Services

Consists of performing a comprehensive comparative analysis of rate plans and/or providers for those energy services that can be purchased from alternate sources.

C. Services to be Provided

1. Utility Bills

Consultant shall provide Cost Recovery and Cost Containment Services for designated energy utility service accounts on behalf of the City.

2. Inclusion of Other Accounts and Programs

Consultant shall provide Cost Recovery and Cost Containment Services for designated energy service accounts as specified in (B) above. However, this agreement may be amended to include additional accounts and programs at the City's sole discretion or upon mutual agreement between the parties. The addition of any and all other City accounts may be initiated by the City or Consultant.

3. Description of Services

Providing Cost Recovery and Containment Services for designated utility accounts on behalf of the City as specified in (B), unless specifically excluded or provided otherwise in this agreement.

4. Exclusive – Non-Exclusive Agreement

City will issue a single contract award for the service. Consultant acknowledges and agrees that this contract is a non-exclusive contract. Consultant acknowledges and agrees that City has the discretion to enter into a non-exclusive contract with any Proposer for services, including Cost Recovery/Cost Containment Services. Consultant further acknowledges and agrees that this Contract would be non-exclusive and understands that other Proposers may, at the City's sole discretion, provide Cost Recovery and Cost Containment Services on behalf of the City during the term of this agreement or any period of renewal or extension. Consultant hereby releases and holds City harmless from any and all claims and/or liabilities arising from the non-exclusiveness of this Contract.

5. Non-Assignable Contract

This Contract is non-assignable by Consultant, unless Consultant obtains written consent and approval of the City.

End of Exhibit A

EXHIBIT B
TERM AND COMPENSATION

A. Term

1. The term of the agreement will be for three-year base period with up to two optional one-year extensions for a maximum term of five years.
2. For each of the one-year extension terms, City and Contractor must agree mutually to extend the term prior to the expiration date of the current term. There are not automatic extensions. City Manager, on behalf of the City, may authorize any mutually-agreed upon extensions.

B. Compensation

1. The compensation shall be at the maximum rate of twenty percent (20%) of the utility cost recovery refund amounts and twenty-three percent (23%) of the approved cost reduction amounts for the first 12 months following implementation of the change.
2. The rates after the base period shall remain fixed.

End of Exhibit B

EXHIBIT C
INSURANCE REQUIREMENTS

1. If CONTRACTOR uses existing coverage to comply with these requirements and that coverage does not meet the requirements set forth herein, CONTRACTOR agrees to amend, supplement or endorse the existing coverage to do so. The following coverages will be provided by CONTRACTOR and maintained on behalf of CITY and in accordance with the requirements set forth herein:

A. Commercial General Liability/Umbrella Insurance. Primary insurance shall be provided on ISO-CGL form No. CG 00 01 11 85 or 88 or similar. Total limits shall be not less than two million dollars (\$2,000,000) per occurrence for all coverage and two million dollars (\$2,000,000) general aggregate.

B. CITY and its officers, agents and employees shall be named as additional insureds using ISO additional insured endorsement form CG 20 10 11 85 or similar (in no event will CITY accept an endorsement form with an edition date later than 1990).

C. Coverage shall apply on a primary non-contributing basis in relation to any other insurance or self-insurance, primary or excess, available to CITY or any employee or agent of CITY. Coverage shall not be limited to the vicarious liability or supervisory role of any additional insured. Umbrella Liability Insurance (over primary) shall apply to bodily injury/property damage, personal injury/advertising injury, at a minimum, and shall include a "drop down" provision providing primary coverage above a maximum of \$25,000.00 self-insured retention for liability not covered by primary policies but covered by the umbrella policy.

D. Coverage shall be in the following form as to any underlying coverage. Coverage shall be provided on a "pay on behalf" basis, with defense costs payable in addition to policy limits. There shall

be no cross-liability exclusion. Policies shall have concurrent starting and ending dates.

E. Business Auto/Umbrella Liability Insurance. Primary coverage shall be written on ISO Business Auto Coverage form CA 00 01 06 92 or similar including symbol 1 (Any Auto). Limits shall be no less than one million dollars (\$1,000,000) per accident. Starting and ending dates shall be concurrent. If CONTRACTOR owns no autos, a non-owned auto endorsement to the General Liability policy drafted above is acceptable.

F. Workers' Compensation/Employers' Liability shall be written on a policy form providing workers' compensation statutory benefits as required by law. Employers' liability limits shall be no less than one million dollars (\$1,000,000) per accident or disease. Employer's liability coverage shall be scheduled under any umbrella policy described above. Unless otherwise agreed, this policy shall be endorsed to waive any right of subrogation as respects the CITY, its officers, agents or employees.

2. Additional insurance requirements:

A. This Section supersedes all other sections and provisions of this Agreement to the extent that any other section or provision conflicts with or impairs the provisions of this Section.

B. Nothing contained in this Section is to be construed as affecting or altering the legal status of the parties to this Agreement. The insurance requirements set forth in this Section are intended to be separate and distinct from any other provision in this Agreement and shall be interpreted as such.

C. All insurance coverage and limits provided pursuant to this Agreement shall apply to the full extent of the policies involved, available, or applicable. Nothing contained in this Agreement or

any other agreement relating to the CITY or its operations limits the application of each insurance coverage.

D. Requirements of specific coverage features or limits contained in this Section are not intended as a limitation on coverage, limits or other requirements, or a waiver of any coverage normally provided by any insurance. Specific reference to a given coverage feature is for purposes of clarification only and is not intended by any party to be all-inclusive, or to the exclusion of other coverage, or a waiver of any type.

E. For purposes of insurance coverage only, this Agreement shall be deemed to have been executed immediately upon any party hereto taking any steps that can be deemed to be in furtherance of or towards performance of this Agreement.

F. All general or auto liability insurance coverage provided pursuant to this Agreement, or any other agreements pertaining to the performance of this Agreement, shall not prohibit CONTRACTOR, and CONTRACTOR's agents, officers or employees from waiving the right of subrogation prior to a loss. Contractor hereby waives all rights of subrogation against CITY.

G. Unless otherwise approved by CITY, CONTRACTOR's insurance shall be written by insurers authorized to do business in the State of California and with a minimum "Best's" Insurance Guide rating of "B+:VII."

H. In the event any policy of insurance required by this Agreement does not comply with these requirements or is canceled and not replaced, CITY has the right but not the duty to obtain the insurance it deems necessary and any premium paid by CITY will be promptly reimbursed by CONTRACTOR. Upon CONTRACTOR's failure to make such reimbursement within 30

days of written demand, CITY may deduct that sum from any monies due CONTRACTOR hereunder or otherwise.

I. CONTRACTOR agrees to provide evidence of the insurance required herein, satisfactory to CITY, consisting of certificate(s) of insurance evidencing all of the coverages required and an additional insured endorsement to CONTRACTOR's general liability and umbrella liability policy (if any) using ISO form CG 20 10 11 85 or similar. Certificate(s) are to reflect that the insurer will provide 30 days' notice of any cancellation of coverage. CONTRACTOR agrees to require its insurer to modify such certificates to delete any exculpatory wording stating that failure of insurer to mail written notice of cancellation imposes no obligation, and to delete the word "endeavor" with regarding to any notice provisions. CONTRACTOR agrees to provide complete copies of policies to CITY upon request.

J. CONTRACTOR shall provide proof that policies of insurance required herein expiring during the term of this Agreement have been renewed or replaced with other policies providing at least the same coverage. Such proof shall be furnished within 72 hours of the expiration of the coverage.

K. Any actual or alleged failure on the part of CITY or any other additional insured under these requirements to obtain proof of insurance required under this Agreement in no way waives any right or remedy of CITY or any additional insured, in this or any other regard.

L. CONTRACTOR agrees to require all subcontractors or other parties hired for this project to provide general liability insurance naming as additional insureds all parties to this Agreement. CONTRACTOR agrees to obtain certificates evidencing such coverage and make reasonable efforts to ensure that such

coverage is provided as required here. CONTRACTOR agrees to require that no contract used by any subcontractor, or contracts CONTRACTOR enters into on behalf of CITY, will reserve the right to charge back to CITY the cost of insurance required by this Agreement. CONTRACTOR agrees that upon request, all agreements with subcontractors or others with whom CONTRACTOR contracts on behalf of CITY will be submitted to CITY for review. Failure of CITY to request copies of such agreement will not impose any liability on CITY, its officers, agents, or employees.

M. If CONTRACTOR is a Limited Liability Company (LLC), general liability coverage must be amended so that the LLC and its managers, affiliates, employees, agents and other persons necessary or incidental to its operations are insureds.

N. CONTRACTOR agrees to provide immediate notice to CITY of any claim or loss against CONTRACTOR that includes CITY as a defendant. CITY assumes no obligation or liability by such notice, but has the right (but not the duty) to monitor the handling of any such claim or claims.

End of Exhibit C

City of Brea

COUNCIL COMMUNICATION

TO: Honorable Mayor and City Council Members
FROM: Bill Gallardo, City Manager
DATE: 08/01/2017
SUBJECT: Rental of Digital Mailing System Equipment

RECOMMENDATION

Authorize the Purchasing Agent to issue purchase orders to MailFinance for a total not-to-exceed \$26,885.40 (plus applicable taxes) based on a 60-month rental of digital mailing system equipment.

BACKGROUND/DISCUSSION

The City's reprographics services utilizes a digital mailing system (equipment) to facilitate its mail handling requirements. This equipment seals envelopes, meters about 66,000 pieces of mail per year, and stamps the pre-printed postage on it, which results in a \$0.03 per piece discount on First Class mailings. The current equipment is at the end of its agreement period. Staff conducted a comparison to determine whether it was best to extend the agreement on the current equipment or to enter an agreement for new equipment. The determining factors included the age and normal life expectancy along with the maintenance costs and history of the current equipment compared to the costs of new equipment.

The current equipment rate is \$572 per month while comparable new equipment would be \$595 per month. Staff reviewed other functionally-equivalent equipment and found a unit that cost \$448 per month. To ensure that the proposed unit could meet the performance requirements, an offsite demonstration was conducted at a nearby company that currently uses the same model. It was determined this model would meet Brea's needs.

Staff received a price quote from National Joint Powers Alliance (NJPA) contractor, Neopost USA, who is a nationally-recognized digital, mailing, and shipping solution provider. NJPA is a public agency cooperative purchasing program that provides purchasing solutions to assist governmental entities in obtaining their requirements at competitive prices due to higher national volume levels. Use of these cooperative purchasing programs is authorized under section 3.24.170 of the Brea City Code. The rental of this unit will be administered through MailFinance, Neopost's finance arm. Purchase orders will be issued in 12-month increments for this 60-month rental.

COMMISSION/COMMITTEE RECOMMENDATION

The Finance Committee reviewed staff's recommendation at their July 25, 2017 meeting and it was recommended for City Council approval.

FISCAL IMPACT/SUMMARY

This agreement results in a projected savings to the General Fund of \$8,820.00 over the five-year agreement. The Fiscal Year 2017-18 budget has sufficient funding available in the Administrative Services Department's Purchasing Division Account (110-14-1441-4253).

RESPECTFULLY SUBMITTED:

William Gallardo, City Manager

Prepared by: Neil Groom, Procurement and Contracts Administrator

Concurrence: Cindy Russell, Administrative Services Director

Attachments

Quotation - NJPA PO Instructions - Lease

NJPA PO Instructions - LEASE

Send
Receive
Connect

All leased NJPA purchase orders must be made payable to MailFinance- Please send all purchase orders directly to Gary Goodson at g.goodson@neopost.com

Please make PO payable to:

MailFinance
478 Wheelers Farm Rd
Milford CT 06461

In Body of Purchase Order Please Enter Equipment Below & NJPA Contract Information:

IH700 Series Digital Mailing System w/30lb Remote Scale
Dynamic Inline Scale
High Capacity Output Conveyor Stacker

60 month lease term – billed quarterly - \$448.09 plus sales tax
Maintenance included
Meter rental included
Delivery, installation, & operator training included

NJPA Contract #041917-NPI
City of Brea Member ID#18490

PO must be made out to MailFinance
PO must acknowledge the entire term of the lease

City of Brea

COUNCIL COMMUNICATION

TO: Honorable Mayor and City Council Members
FROM: Bill Gallardo, City Manager
DATE: 08/01/2017
SUBJECT: Treasurer's Report for the City of Brea for Period Ending June 30, 2017

RECOMMENDATION

Receive and file.

BACKGROUND/DISCUSSION

The Treasurer's Report contains information on the investment activities for the month of June 2017. Cash for day-to-day activities is deposited in the demand and interest-bearing checking accounts. The Local Agency Investment Fund (LAIF) is used for short term investment and functions like a savings account. The City's managed investment portfolio is for longer-term investments which are managed through Chandler Asset Management. Together, the short and long-term investment accounts represent the City's investment portfolio. Attachment A includes a Portfolio Summary, Holdings Report, Book Value Report and Compliance with Investment Policy Statement prepared by Chandler Asset Management for the invested funds. The book value is the cost, plus or minus amortization/accretion.

As of June 30, 2017, the total market value of the managed investment portfolio, including accrued interest, was \$64,207,229.84 as compared to \$64,256,212.76 at May 31, 2017. The weighted average investment yield for June 2017 was 1.60%, which was slightly higher from the prior month of 1.57%. The City's Local Agency Investment Fund (LAIF) had a total market value, including accrued interest of \$8,732,701.92 at June 30, 2017. This brings the total value of the City's investment portfolio as of June 30, 2017 to \$72,939,931.76, as compared to \$74,980,377.38 at May 31, 2017.

Restricted cash and investments are held in the post-employment benefits trust account administered by PARS (*PARS account*) and managed by High Mark Capital and the City's various bond reserve accounts which are managed by Chandler Asset Management. Attachment A includes a monthly statement from US Bank for the PARS account as well as a portfolio report from Chandler Asset Management for each bond reserve account that is invested. As of June 30, 2017, the market value of the PARS account, including short-term cash and accrued interest was \$6,827,778.97 as compared to \$6,800,239.37 from the prior month. All other restricted cash investments (bond reserve accounts), including short-term cash and accrued interest was \$7,921,139.39 in comparison to \$6,752,750.34 from the prior month. Furthermore, the City of Brea holds 2,106.5 shares of water common stock with Cal Domestic valued at \$6,692,116.02 and 687.85 shares of Class A preferred stock with Pellissier Co-Tenancy, valued at \$8,444,403.67 as of June 30, 2016.

All City investments are GASB rated No. 1, where the custodian (The Bank of New York Mellon Trust Company, N.A.) acts as an agent of the City, and is not a counter party to the investment transaction, and all securities are held in the name of the City of Brea. The custodial account at Bank of New York and account records with Chandler Asset Management have been reconciled to par value for the month. The City of Brea has sufficient cash flow to meet its expected expenditures for the next six months.

FISCAL IMPACT/SUMMARY

During the month of June, the total value of the City's investment portfolio decreased by \$2,040,445.62. The decrease was primarily due to scheduled debt service payments as well as operating costs for the month. The total value of the City's restricted cash and investment accounts for the City's PARS account and bond reserve accounts increased by \$27,539.60 and \$1,168,389.05 respectively. The increase in the PARS account is primarily due to investment activity and the increase in the City's restricted cash and investment accounts is primarily due to the City's 2010 and 2014 Water Revenue Bonds debt payments that are scheduled to be paid to the bond holders on July 1, 2017.

RESPECTFULLY SUBMITTED:

William Gallardo, City Manager

Prepared by: Ana Conrique, Senior Accountant

Concurrence: Cindy Russell, Administrative Services Director

Attachments

Attachment A

City of Brea
Cash and Investment Information
June 30, 2017

		Cost Value	Market Value*
Demand and Interest-Bearing Checking Accounts	Citizen's Bank	\$ 3,136,601.61	\$ 3,136,601.61
Local Agency Investment Fund	LAIF	\$ 8,711,424.69	\$ 8,732,701.92
Managed Investment Portfolio - CHANDLER	Chandler	\$ 64,033,960.94	\$ 64,207,229.84
PARS Post-Employment Benefits Trust**	US Bank	\$ 6,356,446.00	\$ 6,827,778.97
<u>Fiscal Agent Cash & Investments**</u>			
2005 Olinda Ranch Public Improvements Bonds (CFD 1997-1)	Chandler/BNY	\$ 465,660.51	\$ 466,866.76
2009 Water Revenue Bonds	Chandler/BNY	\$ 1,925,741.13	\$ 1,911,131.45
2009 Brea Plaza Public Improvements CFD Bonds (CFD 2008-2)	Chandler/BNY	\$ 838,973.39	\$ 841,116.61
2010 Water Revenue Bonds	Chandler/BNY	\$ 1,788,541.73	\$ 1,778,649.80
2010 Lease Revenue Bonds	Chandler/BNY	\$ 299,060.15	\$ 297,296.93
2011 Tax Allocation Bonds, Series B	Chandler/BNY	\$ 1,711,724.17	\$ 1,711,724.17
2014 Downtown Brea Public Improvements CFD Bonds	Chandler/BNY	\$ 163,319.29	\$ 163,319.29
2014 Water Revenue Bonds	Chandler/BNY	\$ 751,034.38	\$ 751,034.38
Sub-total - Fiscal Agent Cash & Investments		\$ 7,944,054.75	\$ 7,921,139.39
Report Grand Total		\$ 90,182,487.99	\$ 90,825,451.73

* Includes accrued interest on invested funds

** Reserve Fund

City of Brea
Cash and Investment Information
June 30, 2017

Fiscal Agent Cash & Investments Detail		Cost Value	Market Value
10103	2005 Olinda Ranch Public Improvements Bonds (CFD 1997-1) - CHANDLER	\$ 455,163.13	\$ 456,369.38
	Short-Term Treasury Funds - BNY	\$ 10,497.38	\$ 10,497.38
	Sub-total	\$ 465,660.51	\$ 466,866.76
10073	2009 Water Revenue Bonds - CHANDLER	\$ 1,925,741.13	\$ 1,911,131.45
	Short-Term Treasury Funds - BNY	\$ -	\$ -
	Sub-total	\$ 1,925,741.13	\$ 1,911,131.45
10118	2009 Brea Plaza Public Improvements CFD Bonds (CFD 2008-2) - CHANDLER	\$ 838,973.39	\$ 841,116.61
	Short-Term Treasury Funds - BNY	\$ -	\$ -
	Sub-total	\$ 838,973.39	\$ 841,116.61
10128	2010 Water Revenue Bonds - CHANDLER	\$ 1,362,343.77	\$ 1,352,451.84
	Short-Term Treasury Funds - BNY	\$ 426,197.96	\$ 426,197.96
	Sub-total	\$ 1,788,541.73	\$ 1,778,649.80
10129	2010 Lease Revenue Bonds - CHANDLER	\$ 268,399.19	\$ 266,635.97
	Short-Term Treasury Funds - BNY	\$ 30,660.96	\$ 30,660.96
	Sub-total	\$ 299,060.15	\$ 297,296.93
	2011 Tax Allocation Bonds, Series B - CHANDLER	\$ -	\$ -
	Short-Term Treasury Funds - BNY	\$ 1,711,724.17	\$ 1,711,724.17
	Sub-total	\$ 1,711,724.17	\$ 1,711,724.17
	2014 Downtown Brea Public Improvements CFD Bonds - CHANDLER	\$ -	\$ -
	Short-Term Treasury Funds - BNY	\$ 163,319.29	\$ 163,319.29
	Sub-total	\$ 163,319.29	\$ 163,319.29
	2014 Water Revenue Bonds - CHANDLER	\$ -	\$ -
	Short-Term Treasury Funds - BNY	\$ 751,034.38	\$ 751,034.38
	Sub-total	\$ 751,034.38	\$ 751,034.38
Report Grand Total		\$ 7,944,054.75	\$ 7,921,139.39



PORTFOLIO CHARACTERISTICS

Average Duration	0.00
Average Coupon	1.01 %
Average Purchase YTM	1.01 %
Average Market YTM	1.01 %
Average S&P/Moody Rating	NR/NR
Average Final Maturity	0.00 yrs
Average Life	0.00 yrs

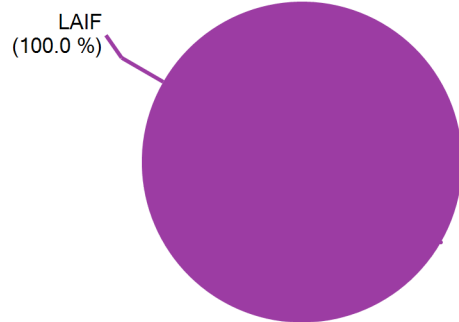
ACCOUNT SUMMARY

	Beg. Values as of 5/31/17	End Values as of 6/30/17
Market Value	10,711,425	8,711,425
Accrued Interest	12,740	21,277
Total Market Value	10,724,165	8,732,702
Income Earned	8,053	8,537
Cont/WD		-2,000,000
Par	10,711,425	8,711,425
Book Value	10,711,425	8,711,425
Cost Value	10,711,425	8,711,425

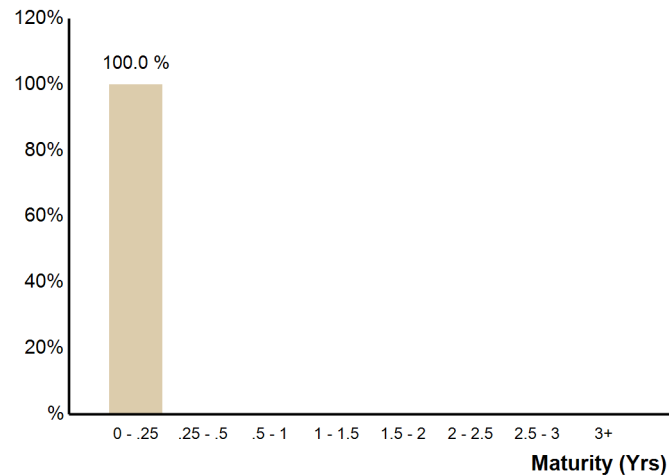
TOP ISSUERS

Issuer	% Portfolio
Local Agency Investment Fund	100.0 %
	100.0 %

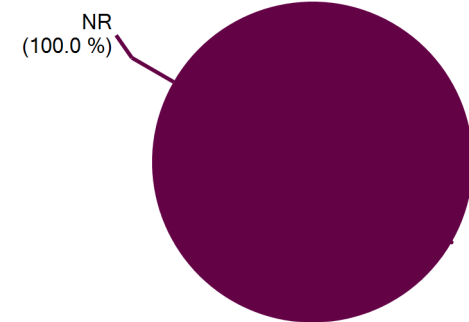
SECTOR ALLOCATION



MATURITY DISTRIBUTION



CREDIT QUALITY (S&P)



PERFORMANCE REVIEW

Total Rate of Return As of 6/30/2017	Current Month	Latest 3 Months	Year To Date	1 Yr	Annualized				Since 2/28/2012
					3 Yrs	5 Yrs	10 Yrs	2/28/2012	
City of Brea Laif	0.08 %	0.23 %	0.42 %	0.69 %	0.47 %	0.39 %	N/A	N/A	N/A



Holdings Report

As of 6/30/17

CUSIP	Security Description	Par Value/Units	Purchase Date Book Yield	Cost Value Book Value	Mkt Price Mkt YTM	Market Value Accrued Int.	% of Port. Gain/Loss	Moody/S&P Fitch	Maturity Duration
LAIF									
90LAIF\$00	Local Agency Investment Fund State Pool	8,711,424.69	Various 1.01 %	8,711,424.69 8,711,424.69	1.00 1.01 %	8,711,424.69 21,277.23	100.00 % 0.00	NR / NR NR	0.00 0.00
Total LAIF		8,711,424.69	1.01 %	8,711,424.69 8,711,424.69	1.01 %	8,711,424.69 21,277.23	100.00 % 0.00	NR / NR NR	0.00 0.00
TOTAL PORTFOLIO		8,711,424.69	1.01 %	8,711,424.69 8,711,424.69	1.01 %	8,711,424.69 21,277.23	100.00 % 0.00	NR / NR NR	0.00 0.00
TOTAL MARKET VALUE PLUS ACCRUED						8,732,701.92			



PORTFOLIO CHARACTERISTICS

Average Duration	2.45
Average Coupon	1.53 %
Average Purchase YTM	1.60 %
Average Market YTM	1.64 %
Average S&P/Moody Rating	AA/Aa1
Average Final Maturity	2.67 yrs
Average Life	2.54 yrs

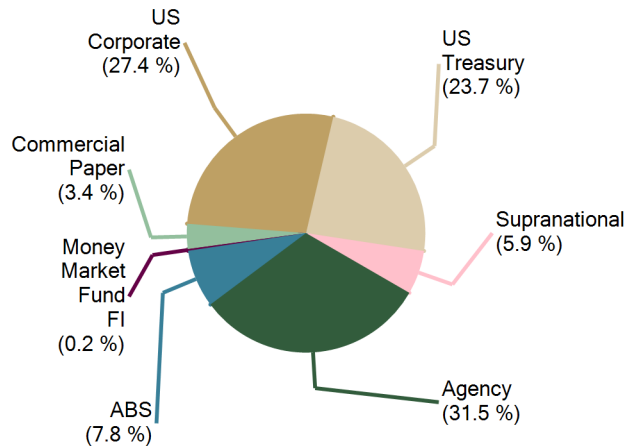
ACCOUNT SUMMARY

	Beg. Values as of 5/31/17	End Values as of 6/30/17
Market Value	64,058,378	63,955,296
Accrued Interest	197,835	251,934
Total Market Value	64,256,213	64,207,230
Income Earned	84,216	84,060
Cont/WD		0
Par	64,166,405	64,184,746
Book Value	63,998,014	64,033,961
Cost Value	63,902,380	63,965,715

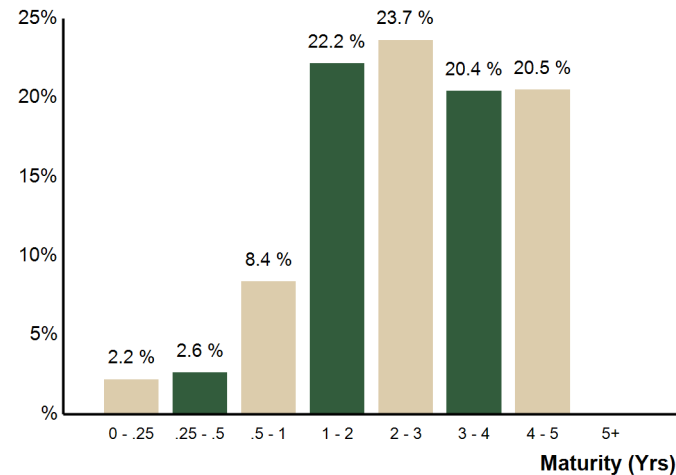
TOP ISSUERS

Issuer	% Portfolio
Government of United States	23.7 %
Federal National Mortgage Assoc	14.2 %
Federal Home Loan Mortgage Corp	10.3 %
Federal Home Loan Bank	5.4 %
Inter-American Dev Bank	3.7 %
Intl Bank Recon and Development	2.3 %
Bank of Tokyo-Mit UFJ	2.0 %
Honda ABS	1.9 %
	63.5 %

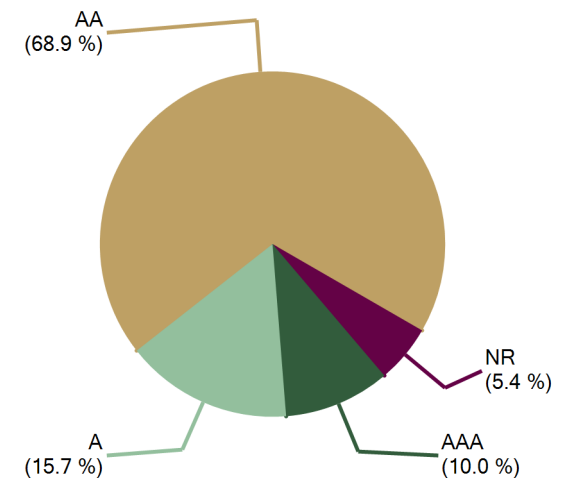
SECTOR ALLOCATION



MATURITY DISTRIBUTION



CREDIT QUALITY (S&P)



PERFORMANCE REVIEW

Total Rate of Return As of 6/30/2017	Current Month	Latest 3 Months	Year To Date	1 Yr	Annualized			4/30/1996	Since 4/30/1996
					3 Yrs	5 Yrs	10 Yrs		
City of Brea	-0.08 %	0.51 %	0.99 %	0.03 %	1.32 %	1.17 %	2.81 %	4.00 %	129.38 %
BAML 1-5 Yr US Treasury/Agency Index*	-0.15 %	0.38 %	0.76 %	-0.49 %	1.08 %	0.88 %	2.63 %	3.62 %	112.14 %
BAML 1-5 Yr US Issuers Corp/Govt Rated AAA-A Index	-0.13 %	0.43 %	0.86 %	-0.30 %	1.20 %	1.05 %	2.70 %	N/A	N/A

*BAML 1-Yr US Treasury Bill Index to 9/30/01,



City of Brea
June 30, 2017

COMPLIANCE WITH INVESTMENT POLICY

Assets managed by Chandler Asset Management are in full compliance with State law and with the Client's investment policy

Category	Standard	Comment
Treasury Issues	No limitations	Complies
US Agencies	25% per issuer	Complies
Supranationals	"AA" rated by a NRSRO; 15% maximum; 5% max per issuer	Complies
Municipal Securities	5% max issuer	Complies
Banker's Acceptances	40% maximum; 5% max issuer; 180 days max maturity	Complies
Commercial Paper	A-1/P-1 by S&P and Moody's; 25% maximum; 5% max per issuer; 270 days max maturity	Complies
Certificates of Deposit(CDs)/ Time Deposits (TDs)	5% max issuer; FDIC Insured and/or Collateralized	Complies
Negotiable CDs	30% maximum; 5% max per issuer	Complies
Medium Term Notes	"A" rated or better by a NRSRO; 30% maximum; 5% max per issuer	Complies
Pass Through Securities, Asset- Backed Securities (ABS), CMOs	"AA" or higher by a NRSRO; "A" rated issuer by a NRSRO; 20% maximum (combined), 10% maximum (ABS); 5% max per issuer; CMOs must pass FFIEC test	Complies
Money Market Funds	Highest rating by two NRSROs; 20% maximum; 5% max per fund	Complies
LAIF	40%; <60%, with OCIP	Complies
OCIP	40%; <60%, with LAIF	Complies
Repurchase Agreements	5% max issuer; 1 year max maturity	Complies
Range notes	Prohibited	Complies
Interest-only strips	Prohibited	Complies
Zero interest accruals	Prohibited	Complies
Agency Callable notes	5% maximum	Complies
Per issuer max	5% per issuer for all non government issuers and agencies	Complies
Maximum Maturity	5 years	Complies



Reconciliation Summary

As of 6/30/2017

BOOK VALUE RECONCILIATION		
Beginning Book Value		\$63,998,013.57
<u>Acquisition</u>		
+ Security Purchases	\$2,448,698.04	
+ Money Market Fund Purchases	\$906,319.00	
+ Money Market Contributions	\$0.00	
+ Security Contributions	\$0.00	
+ Security Transfers	\$0.00	
Total Acquisitions		\$3,355,017.04
<u>Dispositions</u>		
- Security Sales	\$1,741,102.68	
- Money Market Fund Sales	\$1,311,978.99	
- MMF Withdrawals	\$0.00	
- Security Withdrawals	\$0.00	
- Security Transfers	\$0.00	
- Other Dispositions	\$0.00	
- Maturities	\$0.00	
- Calls	\$0.00	
- Principal Paydowns	\$275,999.77	
Total Dispositions		\$3,329,081.44
<u>Amortization/Accretion</u>		
+/- Net Accretion	\$4,025.61	
		\$4,025.61
<u>Gain/Loss on Dispositions</u>		
+/- Realized Gain/Loss	\$5,986.16	
		\$5,986.16
Ending Book Value		\$64,033,960.94

CASH TRANSACTION SUMMARY		
BEGINNING BALANCE		\$550,699.09
<u>Acquisition</u>		
Contributions	\$0.00	
Security Sale Proceeds	\$1,741,102.68	
Accrued Interest Received	\$3,340.36	
Interest Received	\$27,281.90	
Dividend Received	\$107.61	
Principal on Maturities	\$0.00	
Interest on Maturities	\$0.00	
Calls/Redemption (Principal)	\$0.00	
Interest from Calls/Redemption	\$0.00	
Principal Paydown	\$275,999.77	
Total Acquisitions	\$2,047,832.32	
<u>Disposition</u>		
Withdrawals	\$0.00	
Security Purchase	\$2,448,698.04	
Accrued Interest Paid	\$4,794.27	
Total Dispositions	\$2,453,492.31	
Ending Book Value		\$145,039.10

Holdings Report

As of 6/30/17

Attachment A

CUSIP	Security Description	Par Value/Units	Purchase Date Book Yield	Cost Value Book Value	Mkt Price Mkt YTM	Market Value Accrued Int.	% of Port. Gain/Loss	Moody/S&P Fitch	Maturity Duration
ABS									
47787VAC5	John Deere Owner Trust 2014-A A3 0.92% Due 4/16/2018	7,147.08	04/02/2014 0.93 %	7,145.94 7,147.08	99.98 1.89 %	7,145.55 2.92	0.01 % (1.53)	Aaa / NR AAA	0.79 0.02
43814NAB1	Honda Auto Receivables 2016-1 A2 1.01% Due 6/18/2018	115,442.25	02/16/2016 1.02 %	115,430.72 115,437.44	99.96 1.38 %	115,397.28 42.10	0.18 % (40.16)	NR / AAA AAA	0.97 0.11
89236WAC2	Toyota Auto Receivables Owner 2015-A 1.12% Due 2/15/2019	230,524.85	02/24/2015 1.13 %	230,489.99 230,517.45	99.90 1.43 %	230,293.59 114.75	0.36 % (223.86)	Aaa / AAA NR	1.63 0.33
47788NAB4	John Deere Owner Trust 2016-B A2 1.09% Due 2/15/2019	453,325.47	07/19/2016 1.10 %	453,297.82 453,307.87	99.91 1.39 %	452,914.26 219.61	0.71 % (393.61)	Aaa / NR AAA	1.63 0.31
43814RAB2	Honda Auto Receivables 2016-4 A2 1.04% Due 4/18/2019	753,320.57	10/18/2016 1.05 %	753,299.55 753,305.33	99.83 1.40 %	752,010.51 282.91	1.17 % (1,294.82)	NR / AAA AAA	1.80 0.48
65478WAB1	Nissan Auto Receivables Owner 2016-C A2A 1.07% Due 5/15/2019	319,227.58	08/02/2016 1.08 %	319,215.00 319,219.06	99.87 1.40 %	318,821.98 151.81	0.50 % (397.08)	Aaa / NR AAA	1.87 0.39
89231LAB3	Toyota Auto Receivables Owner 2016-D 1.06% Due 5/15/2019	491,718.69	10/04/2016 1.07 %	491,679.35 491,690.26	99.85 1.39 %	490,995.77 231.65	0.77 % (694.49)	Aaa / AAA NR	1.87 0.45
43814TAB8	Honda Auto Receivables 2017-1 A2 1.42% Due 7/22/2019	380,000.00	03/21/2017 1.43 %	379,990.92 379,991.94	99.99 1.44 %	379,961.62 149.89	0.59 % (30.32)	Aaa / NR AAA	2.06 0.67
161571HH0	Chase CHAIT Pool #2016-A7 1.06% Due 9/16/2019	815,000.00	09/06/2016 1.08 %	814,929.75 814,985.45	99.93 1.41 %	814,464.53 383.96	1.27 % (520.92)	Aaa / AAA AAA	2.21 0.19
89238MAB4	Toyota Auto Receivables Owner 2017-A 1.42% Due 9/16/2019	420,000.00	03/07/2017 1.43 %	419,959.47 419,964.25	99.94 1.50 %	419,758.50 265.07	0.65 % (205.75)	Aaa / AAA NR	2.21 0.76
47787XAB3	John Deere Owner Trust 2017-A A2 1.5% Due 10/15/2019	285,000.00	02/22/2017 1.50 %	284,998.86 284,999.00	99.97 1.54 %	284,916.78 190.00	0.44 % (82.22)	Aaa / NR AAA	2.29 0.84
654747AB0	Nissan Auto Receivables 2017-A A2A 1.47% Due 1/15/2020	275,000.00	03/21/2017 1.47 %	274,998.60 274,998.73	99.97 1.52 %	274,904.03 179.67	0.43 % (94.70)	Aaa / NR AAA	2.55 0.84
47788MAC4	John Deere Owner Trust 2016-A A3 1.36% Due 4/15/2020	485,000.00	02/23/2016 1.37 %	484,923.66 484,948.31	99.78 1.60 %	483,912.15 293.16	0.75 % (1,036.16)	Aaa / NR AAA	2.79 0.95
Total ABS		5,030,706.49	1.21 %	5,030,359.63 5,030,512.17	1.45 %	5,025,496.55 2,507.50	7.83 % (5,015.62)	Aaa / AAA AAA	2.05 0.52
AGENCY									
3130A4GJ5	FHLB Note 1.125% Due 4/25/2018	1,135,000.00	03/20/2015 1.02 %	1,138,723.94 1,135,982.94	99.89 1.26 %	1,133,759.45 2,340.94	1.77 % (2,223.49)	Aaa / AA+ AAA	0.82 0.81
880591EQ1	Tennessee Valley Authority Note 1.75% Due 10/15/2018	1,005,000.00	Various 1.58 %	1,013,173.05 1,007,125.89	100.51 1.35 %	1,010,126.51 3,712.92	1.58 % 3,000.62	Aaa / AA+ AAA	1.29 1.27
3137EADZ9	FHLMC Note 1.125% Due 4/15/2019	500,000.00	07/28/2016 0.92 %	502,764.50 501,823.45	99.55 1.38 %	497,753.50 1,187.50	0.78 % (4,069.95)	Aaa / AA+ AAA	1.79 1.76
3137EADG1	FHLMC Note 1.75% Due 5/30/2019	1,125,000.00	09/04/2014 1.74 %	1,125,572.63 1,125,231.71	100.67 1.39 %	1,132,582.50 1,695.31	1.77 % 7,350.79	Aaa / AA+ AAA	1.92 1.88
3137EADK2	FHLMC Note 1.25% Due 8/1/2019	1,270,000.00	Various 1.81 %	1,237,124.88 1,255,887.05	99.60 1.44 %	1,264,930.16 6,614.58	1.98 % 9,043.11	Aaa / AA+ AAA	2.09 2.04

Holdings Report

As of 6/30/17

Attachment A

CUSIP	Security Description	Par Value/Units	Purchase Date Book Yield	Cost Value Book Value	Mkt Price Mkt YTM	Market Value Accrued Int.	% of Port. Gain/Loss	Moody/S&P Fitch	Maturity Duration
AGENCY									
3137EADM8	FHLMC Note 1.25% Due 10/2/2019	1,250,000.00	05/26/2015 1.48 %	1,237,873.75 1,243,719.38	99.45 1.50 %	1,243,123.75 3,862.85	1.94 % (595.63)	Aaa / AA+ AAA	2.26 2.21
3135G0A78	FNMA Note 1.625% Due 1/21/2020	1,250,000.00	Various 1.46 %	1,260,040.40 1,255,198.71	100.26 1.52 %	1,253,311.25 9,027.78	1.97 % (1,887.46)	Aaa / AA+ AAA	2.56 2.48
3137EADR7	FHLMC Note 1.375% Due 5/1/2020	1,250,000.00	05/28/2015 1.52 %	1,241,437.50 1,245,073.83	99.34 1.62 %	1,241,691.25 2,864.58	1.94 % (3,382.58)	Aaa / AA+ AAA	2.84 2.76
3135G0D75	FNMA Note 1.5% Due 6/22/2020	1,030,000.00	Various 1.57 %	1,026,700.60 1,027,966.02	99.76 1.58 %	1,027,482.68 386.25	1.60 % (483.34)	Aaa / AA+ AAA	2.98 2.90
3135G0F73	FNMA Note 1.5% Due 11/30/2020	1,225,000.00	12/16/2015 1.90 %	1,201,847.50 1,209,036.29	99.39 1.69 %	1,217,472.37 1,582.29	1.90 % 8,436.08	Aaa / AA+ AAA	3.42 3.31
3130A7CV5	FHLB Note 1.375% Due 2/18/2021	1,070,000.00	02/17/2016 1.46 %	1,065,677.20 1,066,857.87	98.92 1.68 %	1,058,478.24 5,435.45	1.66 % (8,379.63)	Aaa / AA+ AAA	3.64 3.51
3135G0J20	FNMA Note 1.375% Due 2/26/2021	1,275,000.00	Various 1.46 %	1,269,953.70 1,271,199.53	98.77 1.72 %	1,259,351.93 6,087.24	1.97 % (11,847.60)	Aaa / AA+ AAA	3.66 3.53
3135G0K69	FNMA Note 1.25% Due 5/6/2021	400,000.00	05/27/2016 1.48 %	395,724.00 396,664.20	98.24 1.73 %	392,940.40 763.89	0.61 % (3,723.80)	Aaa / AA+ AAA	3.85 3.73
3130A8QS5	FHLB Note 1.125% Due 7/14/2021	1,285,000.00	10/04/2016 1.33 %	1,273,126.60 1,274,953.28	97.44 1.79 %	1,252,070.59 6,706.09	1.96 % (22,882.69)	Aaa / AA+ AAA	4.04 3.90
3137EAEC9	FHLMC Note 1.125% Due 8/12/2021	1,250,000.00	08/30/2016 1.33 %	1,237,737.50 1,239,800.48	97.27 1.82 %	1,215,857.50 5,429.69	1.90 % (23,942.98)	Aaa / AA+ AAA	4.12 3.98
3135G0N82	FNMA Note 1.25% Due 8/17/2021	1,285,000.00	Various 1.29 %	1,282,305.71 1,282,717.92	97.75 1.82 %	1,256,142.76 5,978.82	1.97 % (26,575.16)	Aaa / AA+ AAA	4.13 3.98
3135G0S38	FNMA Note 2% Due 1/5/2022	1,350,000.00	04/25/2017 1.92 %	1,354,927.50 1,354,740.63	100.33 1.92 %	1,354,488.75 12,900.00	2.13 % (251.88)	Aaa / AA+ AAA	4.52 4.26
3135G0T45	FNMA Note 1.875% Due 4/5/2022	1,315,000.00	06/19/2017 1.88 %	1,314,801.44 1,314,802.69	99.69 1.94 %	1,310,870.90 5,547.66	2.05 % (3,931.79)	Aaa / AA+ AAA	4.77 4.52
Total Agency		20,270,000.00	1.53 %	20,179,512.40 20,208,781.87	1.63 %	20,122,434.49 82,123.84	31.47 % (86,347.38)	Aaa / AA+ AAA	3.10 2.99
COMMERCIAL PAPER									
06538BU76	Bank of Tokyo Mitsubishi NY Discount CP 1.18% Due 7/7/2017	1,275,000.00	03/06/2017 1.20 %	1,269,901.42 1,269,901.42	99.60 1.20 %	1,269,901.42 4,847.83	1.99 % 0.00	P-1 / A-1 NR	0.02 0.02
21687AY31	Rabobank Nederland NV NY Discount CP 1.2% Due 11/3/2017	910,000.00	03/28/2017 1.22 %	903,387.33 903,387.33	99.27 1.22 %	903,387.33 2,821.00	1.41 % 0.00	P-1 / A-1 NR	0.35 0.34
Total Commercial Paper		2,185,000.00	1.21 %	2,173,288.75 2,173,288.75	1.21 %	2,173,288.75 7,668.83	3.40 % 0.00	P-1 / A-1 NR	0.15 0.15

Holdings Report

As of 6/30/17

Attachment A

CUSIP	Security Description	Par Value/Units	Purchase Date Book Yield	Cost Value Book Value	Mkt Price Mkt YTM	Market Value Accrued Int.	% of Port. Gain/Loss	Moody/S&P Fitch	Maturity Duration
MONEY MARKET FUND FI									
316175884	Fidelity Institutional Money Market Fund 696	145,039.10	Various 0.58 %	145,039.10 145,039.10	1.00 0.58 %	145,039.10 0.00	0.23 % 0.00	Aaa / AAA AAA	0.00 0.00
Total Money Market Fund FI		145,039.10	0.58 %	145,039.10 145,039.10	0.58 %	145,039.10 0.00	0.23 % 0.00	Aaa / AAA AAA	0.00 0.00
SUPRANATIONAL									
459058ER0	Intl. Bank Recon & Development Note 1% Due 10/5/2018	1,460,000.00	09/30/2015 1.06 %	1,457,518.00 1,458,954.11	99.44 1.45 %	1,451,860.50 3,487.78	2.27 % (7,093.61)	Aaa / AAA AAA	1.27 1.25
4581X0CX4	Inter-American Dev Bank Note 1.625% Due 5/12/2020	1,065,000.00	04/05/2017 1.70 %	1,062,475.95 1,062,655.28	99.74 1.72 %	1,062,224.61 3,797.76	1.66 % (430.67)	Aaa / AAA AAA	2.87 2.78
4581X0CW6	Inter-American Dev Bank Note 2.125% Due 1/18/2022	1,275,000.00	01/10/2017 2.15 %	1,273,431.75 1,273,572.60	100.60 1.99 %	1,282,658.93 12,267.45	2.02 % 9,086.33	Aaa / NR AAA	4.56 4.28
Total Supranational		3,800,000.00	1.61 %	3,793,425.70 3,795,181.99	1.71 %	3,796,744.04 19,552.99	5.94 % 1,562.05	Aaa / AAA AAA	2.83 2.70
US CORPORATE									
458140AL4	Intel Corp Note 1.35% Due 12/15/2017	785,000.00	Various 1.27 %	787,534.60 785,274.72	99.98 1.40 %	784,807.68 471.00	1.22 % (467.04)	A1 / A+ A+	0.46 0.46
89236TCA1	Toyota Motor Credit Corp Note 1.45% Due 1/12/2018	780,000.00	Various 1.31 %	782,765.40 780,566.67	100.06 1.34 %	780,458.64 5,309.42	1.22 % (108.03)	Aa3 / AA- A	0.54 0.53
459200HZ7	IBM Corp Note 1.125% Due 2/6/2018	725,000.00	02/03/2015 1.23 %	722,788.75 724,556.14	99.85 1.38 %	723,912.50 3,285.16	1.13 % (643.64)	A1 / A+ A+	0.61 0.59
084670BH0	Berkshire Hathaway Note 1.55% Due 2/9/2018	700,000.00	09/18/2014 1.65 %	697,725.00 699,589.21	100.09 1.39 %	700,657.30 4,279.72	1.10 % 1,068.09	Aa2 / AA A+	0.61 0.60
166764AV2	Chevron Corp Note 1.365% Due 3/2/2018	700,000.00	02/24/2015 1.37 %	700,000.00 700,000.00	99.97 1.40 %	699,820.80 3,158.46	1.09 % (179.20)	Aa2 / AA- NR	0.67 0.66
931142DF7	Wal-Mart Stores Note 1.125% Due 4/11/2018	400,000.00	04/04/2013 1.14 %	399,632.00 399,942.76	99.79 1.39 %	399,170.80 1,000.00	0.62 % (771.96)	Aa2 / AA AA	0.78 0.77
037833AJ9	Apple Inc Note 1% Due 5/3/2018	810,000.00	Various 1.20 %	802,722.10 808,665.01	99.64 1.43 %	807,063.76 1,305.00	1.26 % (1,601.25)	Aa1 / AA+ NR	0.84 0.83
02665WAC5	American Honda Finance Note 2.125% Due 10/10/2018	800,000.00	Various 1.90 %	807,073.15 802,201.15	100.64 1.61 %	805,141.61 3,825.01	1.26 % 2,940.46	A1 / A+ NR	1.28 1.25
74005PBH6	Praxair Note 1.25% Due 11/7/2018	810,000.00	Various 1.67 %	797,684.40 805,598.64	99.73 1.45 %	807,813.00 1,518.75	1.26 % 2,214.36	A2 / A NR	1.36 1.33
24422ESF7	John Deere Capital Corp Note 1.95% Due 12/13/2018	430,000.00	12/10/2013 1.99 %	429,084.10 429,734.16	100.50 1.60 %	432,150.00 419.25	0.67 % 2,415.84	A2 / A A	1.45 1.43
36962G7G3	General Electric Capital Corp Note 2.3% Due 1/14/2019	800,000.00	Various 2.27 %	800,569.30 800,367.66	100.90 1.70 %	807,228.80 8,535.55	1.27 % 6,861.14	A1 / AA- AA-	1.54 1.49

Holdings Report

As of 6/30/17

Attachment A

CUSIP	Security Description	Par Value/Units	Purchase Date Book Yield	Cost Value Book Value	Mkt Price Mkt YTM	Market Value Accrued Int.	% of Port. Gain/Loss	Moody/S&P Fitch	Maturity Duration
US CORPORATE									
17275RAR3	Cisco Systems Note 2.125% Due 3/1/2019	715,000.00	Various 2.04 %	717,853.05 715,952.36	100.81 1.63 %	720,797.22 5,064.58	1.13 % 4,844.86	A1 / AA- NR	1.67 1.63
91159HHH6	US Bancorp Callable Note Cont 3/25/2019 2.2% Due 4/25/2019	700,000.00	Various 2.08 %	703,858.75 701,411.62	100.83 1.71 %	705,827.51 2,823.33	1.10 % 4,415.89	A1 / A+ AA	1.82 1.69
40434CAC9	HSBC USA Inc Note 2.25% Due 6/23/2019	800,000.00	06/20/2017 1.99 %	804,088.00 804,043.20	100.48 2.00 %	803,864.00 400.00	1.25 % (179.20)	A2 / A AA-	1.98 1.93
06406HCW7	Bank of New York Callable Note Cont 8/11/2019 2.3% Due 9/11/2019	705,000.00	Various 2.29 %	705,272.60 705,116.23	100.99 1.82 %	711,947.78 4,954.59	1.12 % 6,831.55	A1 / A AA-	2.20 2.04
94974BGF1	Wells Fargo Corp Note 2.15% Due 1/30/2020	735,000.00	01/26/2015 2.17 %	734,204.40 734,588.45	100.26 2.05 %	736,889.69 6,628.27	1.16 % 2,301.24	A2 / A AA-	2.59 2.48
22160KAG0	Costco Wholesale Corp Note 1.75% Due 2/15/2020	465,000.00	02/05/2015 1.77 %	464,511.75 464,743.29	99.84 1.81 %	464,250.42 3,074.17	0.73 % (492.87)	A1 / A+ A+	2.63 2.54
747525AD5	Qualcomm Inc Note 2.25% Due 5/20/2020	750,000.00	06/11/2015 2.49 %	741,693.75 745,136.23	100.95 1.91 %	757,113.76 1,921.88	1.18 % 11,977.53	A1 / A NR	2.89 2.78
437076BQ4	Home Depot Note 1.8% Due 6/5/2020	330,000.00	05/24/2017 1.82 %	329,808.60 329,813.14	100.05 1.78 %	330,150.81 429.00	0.51 % 337.67	A2 / A A	2.93 2.84
594918BG8	Microsoft Callable Note Cont. 10/03/20 2% Due 11/3/2020	325,000.00	10/29/2015 2.02 %	324,740.00 324,826.24	100.36 1.89 %	326,170.33 1,047.22	0.51 % 1,344.09	Aaa / AAA AA+	3.35 3.13
00440EAT4	ACE INA Holdings Inc Callable Note Cont 10/3/2020 2.3% Due 11/3/2020	800,000.00	02/06/2017 2.16 %	803,768.00 803,366.31	100.57 2.12 %	804,561.60 2,964.44	1.26 % 1,195.29	A3 / A A	3.35 3.11
30231GAV4	Exxon Mobil Corp Callable Note Cont 2/1/2021 2.222% Due 3/1/2021	875,000.00	Various 1.97 %	884,992.10 882,658.51	100.66 2.04 %	880,737.38 6,480.83	1.38 % (1,921.13)	Aaa / AA+ NR	3.67 3.48
24422ESL4	John Deere Capital Corp Note 2.8% Due 3/4/2021	315,000.00	05/24/2017 2.12 %	322,663.95 322,485.46	102.03 2.22 %	321,396.71 2,866.50	0.51 % (1,088.75)	A2 / A A	3.68 3.45
857477AV5	State Street Bank Note 1.95% Due 5/19/2021	440,000.00	05/16/2016 1.96 %	439,771.20 439,822.32	98.74 2.29 %	434,443.68 1,001.00	0.68 % (5,378.64)	A1 / A AA-	3.89 3.71
594918BP8	Microsoft Callable Note Cont 7/8/21 1.55% Due 8/8/2021	590,000.00	Various 1.57 %	589,298.90 589,424.45	97.84 2.10 %	577,272.52 3,632.60	0.90 % (12,151.93)	Aaa / AAA AA+	4.11 3.93
68389XBK0	Oracle Corp Callable Note Cont 8/01/21 1.9% Due 9/15/2021	804,000.00	11/29/2016 2.40 %	785,998.44 788,171.40	99.12 2.12 %	796,930.43 4,497.93	1.25 % 8,759.03	A1 / AA- A+	4.21 4.00
91159HHP8	US Bancorp Note 2.625% Due 1/24/2022	390,000.00	01/19/2017 2.66 %	389,329.20 389,387.24	101.04 2.38 %	394,045.08 4,464.69	0.62 % 4,657.84	A1 / A+ AA	4.57 4.24
Total US Corporate		17,479,000.00	1.86 %	17,469,431.49 17,477,442.57	1.75 %	17,514,623.81 85,358.35	27.41 % 37,181.24	A1 / AA- AA-	2.08 1.99
US TREASURY									
912828SH4	US Treasury Note 1.375% Due 2/28/2019	540,000.00	Various 1.71 %	531,602.89 537,140.09	100.01 1.37 %	540,063.18 2,481.73	0.84 % 2,923.09	Aaa / AA+ AAA	1.67 1.64

Holdings Report

As of 6/30/17

Attachment A

CUSIP	Security Description	Par Value/Units	Purchase Date Book Yield	Cost Value Book Value	Mkt Price Mkt YTM	Market Value Accrued Int.	% of Port. Gain/Loss	Moody/S&P Fitch	Maturity Duration
US TREASURY									
912828ST8	US Treasury Note 1.25% Due 4/30/2019	1,150,000.00	Various 1.67 %	1,127,845.65 1,141,618.16	99.75 1.39 %	1,147,169.85 2,421.88	1.79 % 5,551.69	Aaa / AA+ AAA	1.83 1.80
912828R85	US Treasury Note 0.875% Due 6/15/2019	1,100,000.00	07/28/2016 0.82 %	1,101,722.44 1,101,170.14	99.02 1.38 %	1,089,257.40 420.77	1.70 % (11,912.74)	Aaa / AA+ AAA	1.96 1.93
912828J84	US Treasury Note 1.375% Due 3/31/2020	1,250,000.00	10/23/2015 1.35 %	1,251,224.89 1,250,760.07	99.63 1.51 %	1,245,361.25 4,320.36	1.95 % (5,398.82)	Aaa / AA+ AAA	2.75 2.68
912828VF4	US Treasury Note 1.375% Due 5/31/2020	1,150,000.00	Various 1.63 %	1,137,379.14 1,141,942.57	99.52 1.54 %	1,144,474.25 1,339.31	1.78 % 2,531.68	Aaa / AA+ AAA	2.92 2.85
912828L32	US Treasury Note 1.375% Due 8/31/2020	1,250,000.00	09/29/2015 1.37 %	1,250,394.81 1,250,254.20	99.30 1.60 %	1,241,211.25 5,744.74	1.94 % (9,042.95)	Aaa / AA+ AAA	3.17 3.07
912828L99	US Treasury Note 1.375% Due 10/31/2020	1,300,000.00	11/23/2015 1.71 %	1,279,641.07 1,286,246.71	99.18 1.63 %	1,289,336.10 3,011.55	2.01 % 3,089.39	Aaa / AA+ AAA	3.34 3.24
912828N89	US Treasury Note 1.375% Due 1/31/2021	1,300,000.00	03/09/2016 1.40 %	1,298,734.82 1,299,072.53	98.95 1.68 %	1,286,390.30 7,456.15	2.02 % (12,682.23)	Aaa / AA+ AAA	3.59 3.46
912828B90	US Treasury Note 2% Due 2/28/2021	1,250,000.00	04/26/2016 1.40 %	1,285,111.61 1,276,587.06	101.12 1.68 %	1,263,965.00 8,355.98	1.98 % (12,622.06)	Aaa / AA+ AAA	3.67 3.50
912828Q37	US Treasury Note 1.25% Due 3/31/2021	1,300,000.00	12/13/2016 1.81 %	1,269,891.07 1,273,712.29	98.34 1.71 %	1,278,469.40 4,084.70	2.00 % 4,757.11	Aaa / AA+ AAA	3.75 3.63
912828T34	US Treasury Note 1.125% Due 9/30/2021	1,300,000.00	11/09/2016 1.48 %	1,278,016.07 1,280,885.68	97.27 1.79 %	1,264,554.20 3,676.23	1.98 % (16,331.48)	Aaa / AA+ AAA	4.25 4.11
912828F96	US Treasury Note 2% Due 10/31/2021	1,025,000.00	01/27/2017 1.94 %	1,027,686.05 1,027,450.73	100.80 1.81 %	1,033,208.20 3,453.80	1.61 % 5,757.47	Aaa / AA+ AAA	4.34 4.12
912828J43	US Treasury Note 1.75% Due 2/28/2022	1,360,000.00	03/13/2017 2.14 %	1,335,407.68 1,336,874.26	99.57 1.85 %	1,354,209.12 7,954.89	2.12 % 17,334.86	Aaa / AA+ AAA	4.67 4.44
Total US Treasury		15,275,000.00	1.57 %	15,174,658.19 15,203,714.49	1.63 %	15,177,669.50 54,722.09	23.72 % (26,044.99)	Aaa / AA+ AAA	3.32 3.21
TOTAL PORTFOLIO		64,184,745.59	1.60 %	63,965,715.26 64,033,960.94	1.64 %	63,955,296.24 251,933.60	100.00 % (78,664.70)	Aa1 / AA AAA	2.67 2.45
TOTAL MARKET VALUE PLUS ACCRUED						64,207,229.84			



Book Value Report
As of 6/30/2017 12:00:00 AM

MIG	Book Value	12 Months or less	13 to 24 Months	25 to 60 Months	Total Holdings
ABS	\$5,030,512.17	\$3,185,609.94	\$904,912.56	\$939,989.67	\$5,030,512.17
Agency	\$20,208,781.87	\$1,135,982.94	\$2,634,181.05	\$16,438,617.88	\$20,208,781.87
Commercial Paper	\$2,173,288.75	\$2,173,288.75	\$0.00	\$0.00	\$2,173,288.75
Money Market Fund FI	\$145,039.10	\$145,039.10	\$0.00	\$0.00	\$145,039.10
Supranational	\$3,795,181.99	\$0.00	\$1,458,954.11	\$2,336,227.88	\$3,795,181.99
US Corporate	\$17,477,442.57	\$4,898,594.51	\$5,059,308.79	\$7,519,539.27	\$17,477,442.57
US Treasury	\$15,203,714.49	\$0.00	\$2,779,928.39	\$12,423,786.10	\$15,203,714.49
Total	\$64,033,960.94	\$11,538,515.24	\$12,837,284.90	\$39,658,160.80	\$64,033,960.94

00407501
 40- -01-B -62 -188-01
 0101 -11-00748-01



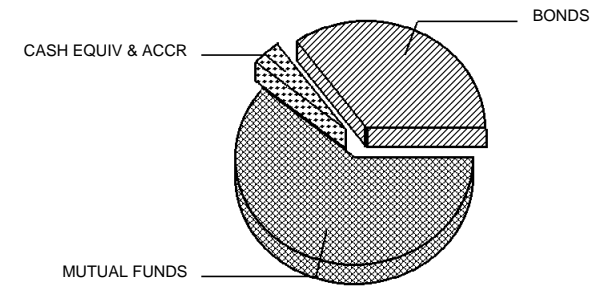
PARS/CITY OF BREA 115P
 ACCOUNT 6746050800

Period from June 1, 2017 to June 30, 2017

ASSET SUMMARY

ASSETS	06/30/2017 MARKET	06/30/2017 BOOK VALUE	% OF MARKET
Cash And Equivalents	181,372.42	181,372.42	2.66
Corporate Issues	2,411,381.00	2,487,425.00	35.32
Mutual Funds-Equity	4,107,152.02	3,586,267.56	60.15
Mutual Funds-Fixed Income	101,229.03	101,381.02	1.48
Total Assets	6,801,134.47	6,356,446.00	99.61
Accrued Income	26,644.50	26,644.50	0.39
Grand Total	6,827,778.97	6,383,090.50	100.00

Estimated Annual Income **154,064.41**



00407501
40- -01-B -62 -188-01
0101 -11-00748-01



Attachment A

PARS/CITY OF BREA 115P
ACCOUNT 6746050800

Period from June 1, 2017 to June 30, 2017

ASSET DETAIL

DESCRIPTION	SHARES/ FACE AMOUNT	MARKET PRICE/UNIT	BOOK VALUE	UNREALIZED GAIN (LOSS) SINCE INCEPTION/ CURRENT PERIOD	ENDING ACCRUAL	YIELD ON MARKET
Cash And Equivalents						
Money Markets						
First Am Govt Ob Fd Cl Z 31846V567 Asset Minor Code 1	181,029.490	181,029.49 1.0000	181,029.49	.00 .00	108.20	0.75
Total Money Markets	181,029.490	181,029.49	181,029.49	.00 .00	108.20	0.75
Cash						
Cash		342.93	342.93			
Total Cash	.000	342.93	342.93	.00 .00	.00	0.00
Total Cash And Equivalents	181,029.490	181,372.42	181,372.42	.00 .00	108.20	0.75
Corporate Issues						
Apple Inc 2.850% 2/23/23 Standard & Poors Rating: AA+ Moody's Rating: Aa1 037833BU3 Asset Minor Code 28	150,000.000	152,601.00 101.7340	158,403.00	- 5,802.00 - 516.00	1,520.00	2.80
Bank Ny Mellon Mtn 5.450% 5/15/19 Standard & Poors Rating: A Moody's Rating: A1 06406HBM0 Asset Minor Code 28	200,000.000	213,082.00 106.5410	223,052.00	- 9,970.00 - 702.00	1,392.78	5.12

00407501
40- -01-B -62 -188-01
0101 -11-00748-01



PARS/CITY OF BREA 115P
ACCOUNT 6746050800

Period from June 1, 2017 to June 30, 2017

ASSET DETAIL (continued)

DESCRIPTION	SHARES/ FACE AMOUNT	MARKET PRICE/UNIT	BOOK VALUE	UNREALIZED GAIN (LOSS) SINCE INCEPTION/ CURRENT PERIOD	ENDING ACCRUAL	YIELD ON MARKET
Cisco Systems Inc 2.900% 3/04/21 Standard & Poors Rating: AA- Moody's Rating: A1 17275RAP7 Asset Minor Code 28	200,000.000	205,694.00 102.8470	207,884.00	- 2,190.00 - 636.00	1,885.00	2.82
Gen Elec Cap Crp Mtn 6.000% 8/07/19 Standard & Poors Rating: AA- Moody's Rating: A1 36962G4D3 Asset Minor Code 28	175,000.000	190,190.00 108.6800	200,947.25	- 10,757.25 - 999.25	4,200.00	5.52
Gen Elec Cap Crp Mtn 5.500% 1/08/20 Standard & Poors Rating: AA- Moody's Rating: A1 36962G4J0 Asset Minor Code 28	200,000.000	217,850.00 108.9250	228,930.00	- 11,080.00 - 1,356.00	5,286.11	5.05
General Elec Cap Mtn 3.100% 1/09/23 Standard & Poors Rating: AA- Moody's Rating: A1 36962G6S8 Asset Minor Code 28	100,000.000	103,703.00 103.7030	106,031.00	- 2,328.00 - 380.00	1,481.11	2.99
Intercontinental 3.750% 12/01/25 Standard & Poors Rating: A Moody's Rating: A2 45866FAD6 Asset Minor Code 28 Date Last Priced: 11/28/16	100,000.000	103,518.00 103.5180 @	104,231.00	- 713.00 .00	312.50	3.62
Kimberly Clark Corp 2.750% 2/15/26 Standard & Poors Rating: A Moody's Rating: A2 494368BU6 Asset Minor Code 28	100,000.000	99,394.00 99.3940	103,111.00	- 3,717.00 25.00	1,038.89	2.77

00407501
40- -01-B -62 -188-01
0101 -11-00748-01



Attachment A

PARS/CITY OF BREA 115P
ACCOUNT 6746050800

Period from June 1, 2017 to June 30, 2017

ASSET DETAIL (continued)

DESCRIPTION	SHARES/ FACE AMOUNT	MARKET PRICE/UNIT	BOOK VALUE	UNREALIZED GAIN (LOSS) SINCE INCEPTION/ CURRENT PERIOD	ENDING ACCRUAL	YIELD ON MARKET
Medtronic Inc 3.125% 3/15/22 Standard & Poors Rating: A Moody's Rating: A3 585055AX4 Asset Minor Code 28	200,000.000	206,216.00 103.1080	208,046.00	- 1,830.00 - 962.00	1,840.28	3.03
Mondelez Int 4.000% 2/01/24 Standard & Poors Rating: BBB Moody's Rating: Baa1 609207AB1 Asset Minor Code 28	100,000.000	105,685.00 105.6850	109,303.00	- 3,618.00 - 363.00	1,666.67	3.78
Pepsico Inc 2.750% 4/30/25 Standard & Poors Rating: A+ Moody's Rating: A1 713448CT3 Asset Minor Code 28	75,000.000	74,490.00 99.3200	73,932.75	557.25 - 239.25	349.48	2.77
Verizon 5.150% 9/15/23 Standard & Poors Rating: BBB+ Moody's Rating: Baa1 92343VBR4 Asset Minor Code 28	200,000.000	222,158.00 111.0790	230,048.00	- 7,890.00 - 1,594.00	3,032.78	4.64
Visa Inc 2.200% 12/14/20 Standard & Poors Rating: A+ Moody's Rating: A1 92826CAB8 Asset Minor Code 28	200,000.000	201,672.00 100.8360	204,764.00	- 3,092.00 - 182.00	207.78	2.18
Wells Fargo Mtn 3.300% 9/09/24 Standard & Poors Rating: A Moody's Rating: A2 94974BGA2 Asset Minor Code 28	100,000.000	101,432.00 101.4320	103,890.00	- 2,458.00 - 109.00	1,026.67	3.25
Xto Energy Inc 6.500% 12/15/18 Standard & Poors Rating: AA+ Moody's Rating: Aaa 98385XAT3 Asset Minor Code 28	200,000.000	213,696.00 106.8480	224,852.00	- 11,156.00 - 1,020.00	577.78	6.08

00407501
40- -01-B -62 -188-01
0101 -11-00748-01



PARS/CITY OF BREA 115P
ACCOUNT 6746050800

Period from June 1, 2017 to June 30, 2017

ASSET DETAIL (continued)

DESCRIPTION	SHARES/ FACE AMOUNT	MARKET PRICE/UNIT	BOOK VALUE	UNREALIZED GAIN (LOSS) SINCE INCEPTION/ CURRENT PERIOD	ENDING ACCRUAL	YIELD ON MARKET
Total Corporate Issues	2,300,000.000	2,411,381.00	2,487,425.00	- 76,044.00 - 9,033.50	25,817.83	3.95
Mutual Funds						
Mutual Funds-Equity						
Columbia Contrarian Core Z 19765P406 Asset Minor Code 98	16,489.902	411,423.05 24.9500	346,557.98	64,865.07 4,287.37	.00	0.82
Dodge & Cox International Stock Fund 256206103 Asset Minor Code 98	5,105.712	222,762.21 43.6300	182,220.57	40,541.64 - 612.69	.00	1.95
Dodge & Cox Stock Fund 256219106 Asset Minor Code 98	1,762.062	339,531.73 192.6900	282,385.61	57,146.12 3,735.57	.00	1.28
Harbor Capital Aprction Inst 411511504 Asset Minor Code 98	.000	.00 66.4400	.00	.00 1,553.99	.00	0.00
Harbor Capital Appreciaton CI R 411512528 Asset Minor Code 98	2,589.987	172,078.74 66.4400	145,313.45	26,765.29 - 2,667.68	.00	0.15
Hartford Schroders Emerging Markets 41665H797 Asset Minor Code 98	19,293.934	277,253.83 14.3700	218,054.34	59,199.49 - 385.88	.00	0.81
Schroder Emerging Market Equity Fund 41665H847 Asset Minor Code 98	.000	.00 14.3500	.00	.00 3,670.95	.00	0.00
Ishares Russell Mid Cap Etf 464287499 Asset Minor Code 94	1,606.000	308,528.66 192.1100	271,632.87	36,895.79 2,858.68	.00	1.56

00407501
40- -01-B -62 -188-01
0101 -11-00748-01



Attachment A

PARS/CITY OF BREA 115P
ACCOUNT 6746050800

Period from June 1, 2017 to June 30, 2017

ASSET DETAIL (continued)

DESCRIPTION	SHARES/ FACE AMOUNT	MARKET PRICE/UNIT	BOOK VALUE	UNREALIZED GAIN (LOSS) SINCE INCEPTION/ CURRENT PERIOD	ENDING ACCRUAL	YIELD ON MARKET
Mfs Intl Growth Fd CI I 55273E848 Asset Minor Code 98	6,631.310	229,443.33 34.6000	192,233.88	37,209.45 530.51	.00	0.99
Nationwide Bailard Intl Equities R6 63868B815 Asset Minor Code 98	40,515.690	335,875.07 8.2900	299,469.43	36,405.64 - 1,215.47	.00	2.32
Nuveen Real Estate Secur R6 670678119 Asset Minor Code 98	4,975.545	112,248.30 22.5600	118,345.02	- 6,096.72 - 2,039.97	718.47	3.07
Nuveen Real Estate Secs I 670678507 Asset Minor Code 98	.000	.00 22.3900	.00	.00 3,410.09	.00	0.00
Price T Rowe Growth Stk Fd Inc 741479406 Asset Minor Code 98	2,700.614	172,083.12 63.7200	134,787.30	37,295.82 297.06	.00	0.20
T Rowe Price New Horizons Fund I 779562206 Asset Minor Code 98	6,110.349	312,299.94 51.1100	256,673.76	55,626.18 4,704.97	.00	0.00
Jp Undiscovered Mgrs Be Val CI L 904504842 Asset Minor Code 98	4,601.267	305,386.09 66.3700	281,735.59	23,650.50 5,153.42	.00	0.96
Vanguard Growth & Income Adm Shs#593 921913208 Asset Minor Code 98	12,546.456	908,237.95 72.3900	856,857.76	51,380.19 - 2,383.83	.00	1.91
Total Mutual Funds-Equity	124,928.828	4,107,152.02	3,586,267.56	520,884.46 20,897.09	718.47	1.30
Mutual Funds-Fixed Income						
Eaton Vance Float Rate High Income 277911541 Asset Minor Code 99	11,399.665	101,229.03 8.8800	101,381.02	- 151.99 - 227.99	.00	4.16

00407501
40- -01-B -62 -188-01
0101 -11-00748-01



PARS/CITY OF BREA 115P
ACCOUNT 6746050800

Period from June 1, 2017 to June 30, 2017

ASSET DETAIL (continued)

DESCRIPTION	SHARES/ FACE AMOUNT	MARKET PRICE/UNIT	BOOK VALUE	UNREALIZED GAIN (LOSS) SINCE INCEPTION/ CURRENT PERIOD	ENDING ACCRUAL	YIELD ON MARKET
Total Mutual Funds-Fixed Income	11,399.665	101,229.03	101,381.02	- 151.99 - 227.99	.00	4.15
Total Mutual Funds	136,328.493	4,208,381.05	3,687,648.58	520,732.47 20,669.10	718.47	1.37
Total Assets	2,617,357.983	6,801,134.47	6,356,446.00	444,688.47 11,635.60	26,644.50	2.27
Accrued Income	.000	26,644.50	26,644.50			
Grand Total	2,617,357.983	6,827,778.97	6,383,090.50			

ASSET DETAIL MESSAGES

Time of trade execution and trading party (if not disclosed) will be provided upon request.

Publicly traded assets are valued in accordance with market quotations or valuation methodologies from financial industry services believed by us to be reliable. Assets that are not publicly traded may be reflected at values from other external sources. Assets for which a current value is not available may be reflected at a previous value or as not valued, at par value, or at a nominal value. Values shown do not necessarily reflect prices at which assets could be bought or sold. Values are updated based on internal policy and may be updated less frequently than statement generation.

For further information, please contact your account manager or relationship manager.

@ No current price is available.



PORTFOLIO CHARACTERISTICS

Average Duration	3.09
Average Coupon	1.52 %
Average Purchase YTM	1.63 %
Average Market YTM	1.62 %
Average S&P/Moody Rating	AA+/Aaa
Average Final Maturity	3.21 yrs
Average Life	3.21 yrs

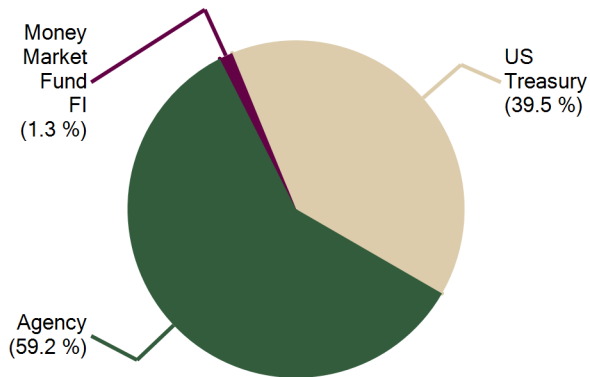
ACCOUNT SUMMARY

	Beg. Values as of 5/31/17	End Values as of 6/30/17
Market Value	455,441	454,656
Accrued Interest	1,489	1,714
Total Market Value	456,930	456,369
Income Earned	623	612
Cont/WD		0
Par	455,522	455,874
Book Value	454,776	455,163
Cost Value	453,381	453,732

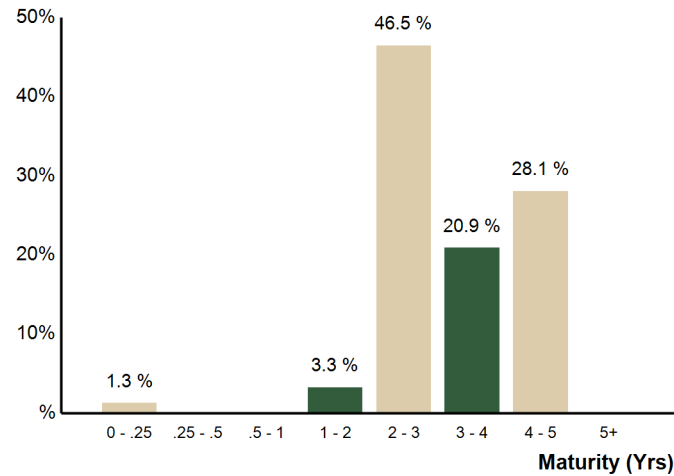
TOP ISSUERS

Issuer	% Portfolio
Government of United States	39.5 %
Federal National Mortgage Assoc	24.1 %
Federal Home Loan Mortgage Corp	18.6 %
Federal Home Loan Bank	16.4 %
AIM STIT-Treasury Portfolio	1.3 %
	100.0 %

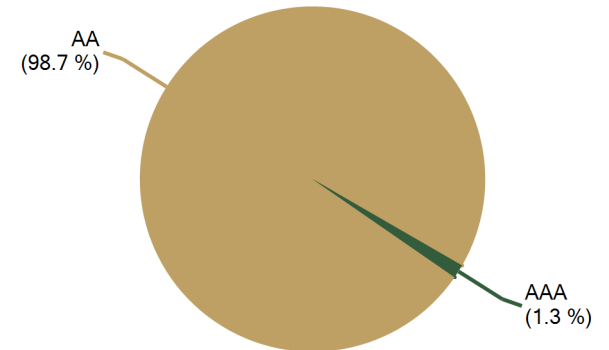
SECTOR ALLOCATION



MATURITY DISTRIBUTION



CREDIT QUALITY (S&P)



PERFORMANCE REVIEW

Total Rate of Return As of 6/30/2017	Current Month	Latest 3 Months	Year To Date	1 Yr	Annualized				Since 11/30/2009
					3 Yrs	5 Yrs	10 Yrs	11/30/2009	
Brea 05 CFD 97-1 Spec Tax Reserve Fund	-0.12 %	0.55 %	0.98 %	-0.47 %	1.55 %	1.30 %	N/A	2.14 %	17.39 %
BAML 3-Month US Treasury Bill Index	0.08 %	0.20 %	0.30 %	0.49 %	0.23 %	0.17 %	N/A	0.15 %	1.15 %



Reconciliation Summary

As of 6/30/2017

BOOK VALUE RECONCILIATION	
Beginning Book Value	\$454,775.60
<u>Acquisition</u>	
+ Security Purchases \$0.00	
+ Money Market Fund Purchases \$351.50	
+ Money Market Contributions \$0.00	
+ Security Contributions \$0.00	
+ Security Transfers \$0.00	
Total Acquisitions	\$351.50
<u>Dispositions</u>	
- Security Sales \$0.00	
- Money Market Fund Sales \$0.00	
- MMF Withdrawals \$0.00	
- Security Withdrawals \$0.00	
- Security Transfers \$0.00	
- Other Dispositions \$0.00	
- Maturities \$0.00	
- Calls \$0.00	
- Principal Paydowns \$0.00	
Total Dispositions	\$0.00
<u>Amortization/Accretion</u>	
+/- Net Accretion \$36.03	
	\$36.03
<u>Gain/Loss on Dispositions</u>	
+/- Realized Gain/Loss \$0.00	
	\$0.00
Ending Book Value	\$455,163.13

CASH TRANSACTION SUMMARY	
BEGINNING BALANCE	\$5,522.14
<u>Acquisition</u>	
Contributions \$0.00	
Security Sale Proceeds \$0.00	
Accrued Interest Received \$0.00	
Interest Received \$350.00	
Dividend Received \$1.50	
Principal on Maturities \$0.00	
Interest on Maturities \$0.00	
Calls/Redemption (Principal) \$0.00	
Interest from Calls/Redemption \$0.00	
Principal Paydown \$0.00	
Total Acquisitions	\$351.50
<u>Disposition</u>	
Withdrawals \$0.00	
Security Purchase \$0.00	
Accrued Interest Paid \$0.00	
Total Dispositions	\$0.00
Ending Book Value	\$5,873.64



Holdings Report

As of 6/30/17

CUSIP	Security Description	Par Value/Units	Purchase Date Book Yield	Cost Value Book Value	Mkt Price Mkt YTM	Market Value Accrued Int.	% of Port. Gain/Loss	Moody/S&P Fitch	Maturity Duration
AGENCY									
3137EADK2	FHLMC Note 1.25% Due 8/1/2019	45,000.00	09/09/2014 1.84 %	43,771.05 44,476.35	99.60 1.44 %	44,820.36 234.38	9.87 % 344.01	Aaa / AA+ AAA	2.09 2.04
3135G0ZG1	FNMA Note 1.75% Due 9/12/2019	27,000.00	11/17/2014 1.77 %	26,972.73 26,987.55	100.60 1.47 %	27,161.43 143.06	5.98 % 173.88	Aaa / AA+ AAA	2.20 2.14
3137EADM8	FHLMC Note 1.25% Due 10/2/2019	40,000.00	03/25/2015 1.40 %	39,735.60 39,868.20	99.45 1.50 %	39,779.96 123.61	8.74 % (88.24)	Aaa / AA+ AAA	2.26 2.21
313383HU8	FHLB Note 1.75% Due 6/12/2020	40,000.00	06/26/2015 1.87 %	39,779.20 39,868.62	100.34 1.63 %	40,135.88 36.94	8.80 % 267.26	Aaa / AA+ NR	2.95 2.86
3130A7CV5	FHLB Note 1.375% Due 2/18/2021	35,000.00	03/11/2016 1.64 %	34,566.00 34,680.16	98.92 1.68 %	34,623.12 177.80	7.63 % (57.04)	Aaa / AA+ AAA	3.64 3.51
3135G0Q89	FNMA Note 1.375% Due 10/7/2021	43,000.00	10/27/2016 1.50 %	42,738.13 42,773.82	98.20 1.82 %	42,224.11 137.96	9.28 % (549.71)	Aaa / AA+ AAA	4.27 4.11
3135G0S38	FNMA Note 2% Due 1/5/2022	40,000.00	04/24/2017 1.92 %	40,142.40 40,136.92	100.33 1.92 %	40,133.00 382.22	8.88 % (3.92)	Aaa / AA+ AAA	4.52 4.26
Total Agency		270,000.00	1.70 %	267,705.11 268,791.62	1.64 %	268,877.86 1,235.97	59.19 % 86.24	Aaa / AA+ AAA	3.16 3.04
MONEY MARKET FUND FI									
825252109	Invesco Treasury MMFD Private Class	5,873.64	Various 0.11 %	5,873.64 5,873.64	1.00 0.11 %	5,873.64 0.00	1.29 % 0.00	Aaa / AAA AAA	0.00 0.00
Total Money Market Fund FI		5,873.64	0.11 %	5,873.64 5,873.64	0.11 %	5,873.64 0.00	1.29 % 0.00	Aaa / AAA AAA	0.00 0.00
US TREASURY									
912828SX9	US Treasury Note 1.125% Due 5/31/2019	15,000.00	06/17/2014 1.75 %	14,557.67 14,828.99	99.54 1.37 %	14,930.28 14.29	3.27 % 101.29	Aaa / AA+ AAA	1.92 1.89
912828UQ1	US Treasury Note 1.25% Due 2/29/2020	30,000.00	Various 1.46 %	29,709.47 29,840.22	99.35 1.50 %	29,805.48 125.34	6.56 % (34.74)	Aaa / AA+ AAA	2.67 2.60
912828UV0	US Treasury Note 1.125% Due 3/31/2020	30,000.00	05/07/2015 1.57 %	29,379.01 29,651.50	98.96 1.51 %	29,689.44 84.84	6.52 % 37.94	Aaa / AA+ AAA	2.75 2.69
912828WC0	US Treasury Note 1.75% Due 10/31/2020	30,000.00	11/04/2015 1.63 %	30,166.51 30,111.31	100.42 1.62 %	30,126.57 88.45	6.62 % 15.26	Aaa / AA+ AAA	3.34 3.22
912828WN6	US Treasury Note 2% Due 5/31/2021	30,000.00	07/11/2016 1.01 %	31,406.35 31,127.29	101.02 1.73 %	30,304.68 50.82	6.65 % (822.61)	Aaa / AA+ AAA	3.92 3.75
912828G53	US Treasury Note 1.875% Due 11/30/2021	35,000.00	01/18/2017 1.89 %	34,974.14 34,976.51	100.26 1.81 %	35,090.23 55.58	7.70 % 113.72	Aaa / AA+ AAA	4.42 4.22



Holdings Report

As of 6/30/17

CUSIP	Security Description	Par Value/Units	Purchase Date Book Yield	Cost Value Book Value	Mkt Price Mkt YTM	Market Value Accrued Int.	% of Port. Gain/Loss	Moody/S&P Fitch	Maturity Duration
US TREASURY									
912828J43	US Treasury Note 1.75% Due 2/28/2022	10,000.00	04/24/2017 1.84 %	9,960.58 9,962.05	99.57 1.85 %	9,957.42 58.49	2.19 % (4.63)	Aaa / AA+ AAA	4.67 4.44
Total US Treasury		180,000.00	1.56 %	180,153.73 180,497.87	1.63 %	179,904.10 477.81	39.53 % (593.77)	Aaa / AA+ AAA	3.40 3.27
TOTAL PORTFOLIO		455,873.64	1.63 %	453,732.48 455,163.13	1.62 %	454,655.60 1,713.78	100.00 % (507.53)	Aaa / AA+ AAA	3.21 3.09
TOTAL MARKET VALUE PLUS ACCRUED						456,369.38			



PORTFOLIO CHARACTERISTICS

Average Duration	3.07
Average Coupon	1.63 %
Average Purchase YTM	1.23 %
Average Market YTM	1.59 %
Average S&P/Moody Rating	AA+/Aaa
Average Final Maturity	3.19 yrs
Average Life	3.19 yrs

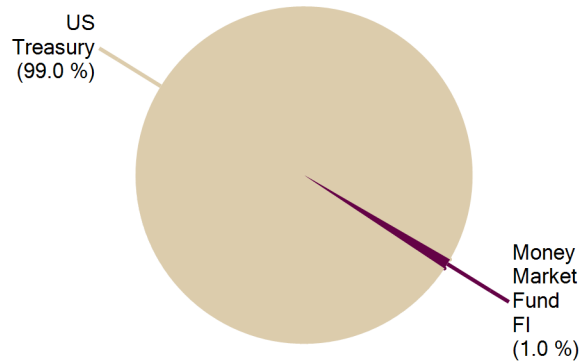
ACCOUNT SUMMARY

	Beg. Values as of 5/31/17	End Values as of 6/30/17
Market Value	1,908,528	1,904,468
Accrued Interest	6,081	6,664
Total Market Value	1,914,609	1,911,131
Income Earned	2,010	1,942
Cont/WD		0
Par	1,896,832	1,898,795
Book Value	1,924,382	1,925,741
Cost Value	1,927,927	1,929,891

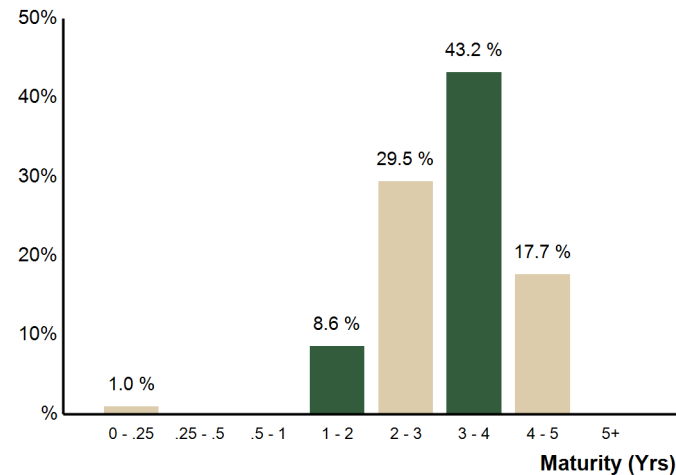
TOP ISSUERS

Issuer	% Portfolio
Government of United States	99.0 %
AIM STIT-Treasury Portfolio	1.0 %
	100.0 %


SECTOR ALLOCATION



MATURITY DISTRIBUTION



CREDIT QUALITY (S&P)



PERFORMANCE REVIEW

Total Rate of Return As of 6/30/2017	Current Month	Latest 3 Months	Year To Date	1 Yr	Annualized				Since 6/30/2009
					3 Yrs	5 Yrs	10 Yrs	6/30/2009	
Brea 2009 Water Revenue Bond Reserve Fund	-0.18 %	0.50 %	0.95 %	-0.90 %	1.43 %	1.22 %	N/A	2.46 %	21.46 %
BAML 3-Month US Treasury Bill Index	0.08 %	0.20 %	0.30 %	0.49 %	0.23 %	0.17 %	N/A	0.15 %	1.25 %



Reconciliation Summary

As of 6/30/2017

BOOK VALUE RECONCILIATION		
Beginning Book Value		\$1,924,382.23
<u>Acquisition</u>		
+ Security Purchases	\$0.00	
+ Money Market Fund Purchases	\$1,963.38	
+ Money Market Contributions	\$0.00	
+ Security Contributions	\$0.00	
+ Security Transfers	\$0.00	
Total Acquisitions		\$1,963.38
<u>Dispositions</u>		
- Security Sales	\$0.00	
- Money Market Fund Sales	\$0.00	
- MMF Withdrawals	\$0.00	
- Security Withdrawals	\$0.00	
- Security Transfers	\$0.00	
- Other Dispositions	\$0.00	
- Maturities	\$0.00	
- Calls	\$0.00	
- Principal Paydowns	\$0.00	
Total Dispositions		\$0.00
<u>Amortization/Accretion</u>		
+/- Net Accretion	(\$604.48)	
		(\$604.48)
<u>Gain/Loss on Dispositions</u>		
+/- Realized Gain/Loss	\$0.00	
		\$0.00
Ending Book Value		\$1,925,741.13

CASH TRANSACTION SUMMARY		
BEGINNING BALANCE		\$16,832.02
<u>Acquisition</u>		
Contributions	\$0.00	
Security Sale Proceeds	\$0.00	
Accrued Interest Received	\$0.00	
Interest Received	\$1,959.38	
Dividend Received	\$4.00	
Principal on Maturities	\$0.00	
Interest on Maturities	\$0.00	
Calls/Redemption (Principal)	\$0.00	
Interest from Calls/Redemption	\$0.00	
Principal Paydown	\$0.00	
Total Acquisitions	\$1,963.38	
<u>Disposition</u>		
Withdrawals	\$0.00	
Security Purchase	\$0.00	
Accrued Interest Paid	\$0.00	
Total Dispositions	\$0.00	
Ending Book Value		\$18,795.40



CUSIP	Security Description	Par Value/Units	Purchase Date Book Yield	Cost Value Book Value	Mkt Price Mkt YTM	Market Value Accrued Int.	% of Port. Gain/Loss	Moody/S&P Fitch	Maturity Duration
MONEY MARKET FUND FI									
825252109	Invesco Treasury MMFD Private Class	18,795.40	Various 0.11 %	18,795.40 18,795.40	1.00 0.11 %	18,795.40 0.00	0.98 % 0.00	Aaa / AAA AAA	0.00 0.00
Total Money Market Fund FI		18,795.40	0.11 %	18,795.40 18,795.40	0.11 %	18,795.40 0.00	0.98 % 0.00	Aaa / AAA AAA	0.00 0.00
US TREASURY									
912828SX9	US Treasury Note 1.125% Due 5/31/2019	165,000.00	Various 1.30 %	163,146.84 164,483.58	99.54 1.37 %	164,233.08 157.22	8.60 % (250.50)	Aaa / AA+ AAA	1.92 1.89
912828TH3	US Treasury Note 0.875% Due 7/31/2019	165,000.00	08/24/2016 0.85 %	165,110.12 165,078.22	98.94 1.39 %	163,246.88 602.23	8.57 % (1,831.34)	Aaa / AA+ AAA	2.08 2.05
912828G61	US Treasury Note 1.5% Due 11/30/2019	165,000.00	08/24/2016 0.92 %	168,081.41 167,280.04	100.09 1.46 %	165,154.77 209.63	8.65 % (2,125.27)	Aaa / AA+ AAA	2.42 2.36
912828UQ1	US Treasury Note 1.25% Due 2/29/2020	135,000.00	Various 1.60 %	132,834.83 133,786.64	99.35 1.50 %	134,124.66 564.03	7.05 % 338.02	Aaa / AA+ AAA	2.67 2.60
912828UV0	US Treasury Note 1.125% Due 3/31/2020	100,000.00	05/07/2015 1.57 %	97,930.02 98,838.31	98.96 1.51 %	98,964.80 282.79	5.19 % 126.49	Aaa / AA+ AAA	2.75 2.69
912828XM7	US Treasury Note 1.625% Due 7/31/2020	165,000.00	08/24/2016 1.03 %	168,796.84 167,977.19	100.12 1.59 %	165,193.38 1,118.42	8.70 % (2,783.81)	Aaa / AA+ AAA	3.09 2.98
912828WC0	US Treasury Note 1.75% Due 10/31/2020	160,000.00	Various 1.46 %	161,991.55 161,508.98	100.42 1.62 %	160,675.04 471.74	8.43 % (833.94)	Aaa / AA+ AAA	3.34 3.22
912828A83	US Treasury Note 2.375% Due 12/31/2020	165,000.00	08/24/2016 1.08 %	174,062.66 172,294.61	102.42 1.66 %	168,996.14 10.65	8.84 % (3,298.47)	Aaa / AA+ AAA	3.51 3.35
912828B90	US Treasury Note 2% Due 2/28/2021	165,000.00	08/24/2016 1.10 %	171,516.76 170,290.91	101.12 1.68 %	166,843.38 1,102.99	8.79 % (3,447.53)	Aaa / AA+ AAA	3.67 3.50
912828WN6	US Treasury Note 2% Due 5/31/2021	160,000.00	Various 1.04 %	167,290.77 165,868.32	101.02 1.73 %	161,624.96 271.04	8.47 % (4,243.36)	Aaa / AA+ AAA	3.92 3.75
912828F21	US Treasury Note 2.125% Due 9/30/2021	170,000.00	10/27/2016 1.38 %	175,983.77 175,165.08	101.36 1.79 %	172,317.61 908.06	9.06 % (2,847.47)	Aaa / AA+ AAA	4.25 4.03
912828J43	US Treasury Note 1.75% Due 2/28/2022	165,000.00	04/24/2017 1.84 %	164,349.58 164,373.85	99.57 1.85 %	164,297.43 965.12	8.65 % (76.42)	Aaa / AA+ AAA	4.67 4.44
Total US Treasury		1,880,000.00	1.24 %	1,911,095.15 1,906,945.73	1.60 %	1,885,672.13 6,663.92	99.02 % (21,273.60)	Aaa / AA+ AAA	3.22 3.10
TOTAL PORTFOLIO				1,929,890.55 1,925,741.13	1.59 %	1,904,467.53 6,663.92	100.00 % (21,273.60)	Aaa / AA+ AAA	3.19 3.07
TOTAL MARKET VALUE PLUS ACCRUED						1,911,131.45			



PORTFOLIO CHARACTERISTICS

Average Duration	3.12
Average Coupon	1.53 %
Average Purchase YTM	1.62 %
Average Market YTM	1.62 %
Average S&P/Moody Rating	AA+/Aaa
Average Final Maturity	3.24 yrs
Average Life	3.24 yrs

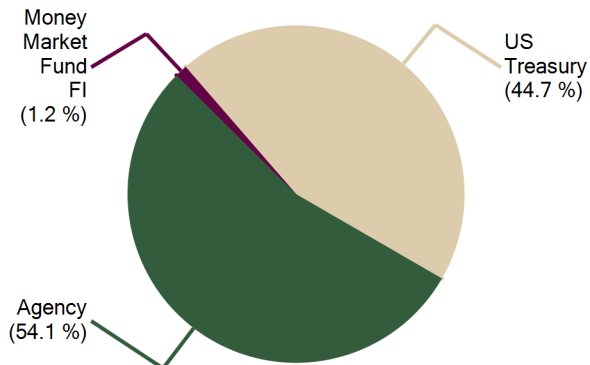
ACCOUNT SUMMARY

	Beg. Values as of 5/31/17	End Values as of 6/30/17
Market Value	839,455	837,896
Accrued Interest	2,727	3,221
Total Market Value	842,182	841,117
Income Earned	1,149	1,126
Cont/WD		0
Par	839,345	839,916
Book Value	838,341	838,973
Cost Value	835,738	836,310

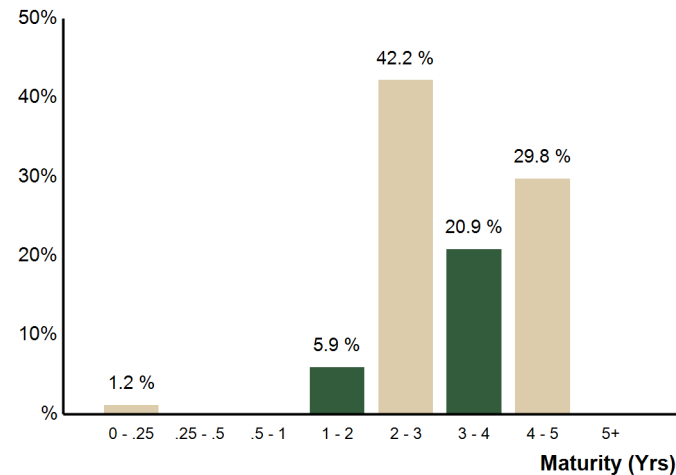
TOP ISSUERS

Issuer	% Portfolio
Government of United States	44.7 %
Federal National Mortgage Assoc	23.2 %
Federal Home Loan Mortgage Corp	15.5 %
Federal Home Loan Bank	15.4 %
AIM STIT-Treasury Portfolio	1.2 %
	100.0 %

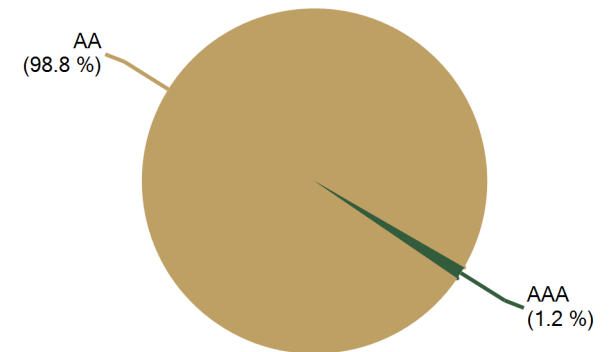
SECTOR ALLOCATION



MATURITY DISTRIBUTION



CREDIT QUALITY (S&P)



PERFORMANCE REVIEW

Total Rate of Return As of 6/30/2017	Current Month	Latest 3 Months	Year To Date	1 Yr	Annualized			2/28/2010	Since 2/28/2010
					3 Yrs	5 Yrs	10 Yrs		
Brea CFD No. 2008-2 Reserve Fund	-0.13 %	0.55 %	0.98 %	-0.49 %	1.54 %	1.29 %	N/A	2.20 %	17.32 %
BAML 3-Month US Treasury Bill Index	0.08 %	0.20 %	0.30 %	0.49 %	0.23 %	0.17 %	N/A	0.15 %	1.13 %



Reconciliation Summary

As of 6/30/2017

BOOK VALUE RECONCILIATION	
Beginning Book Value	\$838,341.25
<u>Acquisition</u>	
+ Security Purchases	\$0.00
+ Money Market Fund Purchases	\$571.22
+ Money Market Contributions	\$0.00
+ Security Contributions	\$0.00
+ Security Transfers	\$0.00
Total Acquisitions	\$571.22
<u>Dispositions</u>	
- Security Sales	\$0.00
- Money Market Fund Sales	\$0.00
- MMF Withdrawals	\$0.00
- Security Withdrawals	\$0.00
- Security Transfers	\$0.00
- Other Dispositions	\$0.00
- Maturities	\$0.00
- Calls	\$0.00
- Principal Paydowns	\$0.00
Total Dispositions	\$0.00
<u>Amortization/Accretion</u>	
+/- Net Accretion	\$60.92
	\$60.92
<u>Gain/Loss on Dispositions</u>	
+/- Realized Gain/Loss	\$0.00
	\$0.00
Ending Book Value	\$838,973.39

CASH TRANSACTION SUMMARY	
BEGINNING BALANCE	\$9,345.27
<u>Acquisition</u>	
Contributions	\$0.00
Security Sale Proceeds	\$0.00
Accrued Interest Received	\$0.00
Interest Received	\$568.75
Dividend Received	\$2.47
Principal on Maturities	\$0.00
Interest on Maturities	\$0.00
Calls/Redemption (Principal)	\$0.00
Interest from Calls/Redemption	\$0.00
Principal Paydown	\$0.00
Total Acquisitions	\$571.22
<u>Disposition</u>	
Withdrawals	\$0.00
Security Purchase	\$0.00
Accrued Interest Paid	\$0.00
Total Dispositions	\$0.00
Ending Book Value	\$9,916.49



Holdings Report

As of 6/30/17

CUSIP	Security Description	Par Value/Units	Purchase Date Book Yield	Cost Value Book Value	Mkt Price Mkt YTM	Market Value Accrued Int.	% of Port. Gain/Loss	Moody/S&P Fitch	Maturity Duration
AGENCY									
3137EADK2	FHLMC Note 1.25% Due 8/1/2019	80,000.00	09/09/2014 1.84 %	77,815.20 79,069.07	99.60 1.44 %	79,680.64 416.67	9.52 % 611.57	Aaa / AA+ AAA	2.09 2.04
3135G0ZG1	FNMA Note 1.75% Due 9/12/2019	45,000.00	11/17/2014 1.77 %	44,954.55 44,979.25	100.60 1.47 %	45,269.06 238.44	5.41 % 289.81	Aaa / AA+ AAA	2.20 2.14
3137EADM8	FHLMC Note 1.25% Due 10/2/2019	50,000.00	03/25/2015 1.40 %	49,669.50 49,835.25	99.45 1.50 %	49,724.95 154.51	5.93 % (110.30)	Aaa / AA+ AAA	2.26 2.21
313383HU8	FHLB Note 1.75% Due 6/12/2020	65,000.00	06/26/2015 1.87 %	64,641.20 64,786.50	100.34 1.63 %	65,220.81 60.03	7.76 % 434.31	Aaa / AA+ NR	2.95 2.86
3130A7CV5	FHLB Note 1.375% Due 2/18/2021	65,000.00	03/11/2016 1.64 %	64,194.00 64,406.01	98.92 1.68 %	64,300.08 330.19	7.68 % (105.93)	Aaa / AA+ AAA	3.64 3.51
3135G0Q89	FNMA Note 1.375% Due 10/7/2021	80,000.00	10/27/2016 1.50 %	79,512.80 79,579.20	98.20 1.82 %	78,556.48 256.67	9.37 % (1,022.72)	Aaa / AA+ AAA	4.27 4.11
3135G0S38	FNMA Note 2% Due 1/5/2022	70,000.00	04/24/2017 1.92 %	70,249.20 70,239.61	100.33 1.92 %	70,232.75 668.89	8.43 % (6.86)	Aaa / AA+ AAA	4.52 4.26
Total Agency		455,000.00	1.71 %	451,036.45 452,894.89	1.65 %	452,984.77 2,125.40	54.11 % 89.88	Aaa / AA+ AAA	3.22 3.10
MONEY MARKET FUND FI									
825252109	Invesco Treasury MMFD Private Class	9,916.49	Various 0.11 %	9,916.49 9,916.49	1.00 0.11 %	9,916.49 0.00	1.18 % 0.00	Aaa / AAA AAA	0.00 0.00
Total Money Market Fund FI		9,916.49	0.11 %	9,916.49 9,916.49	0.11 %	9,916.49 0.00	1.18 % 0.00	Aaa / AAA AAA	0.00 0.00
US TREASURY									
912828SX9	US Treasury Note 1.125% Due 5/31/2019	50,000.00	Various 1.66 %	48,788.64 49,513.47	99.54 1.37 %	49,767.60 47.64	5.92 % 254.13	Aaa / AA+ AAA	1.92 1.89
912828UQ1	US Treasury Note 1.25% Due 2/29/2020	55,000.00	Various 1.43 %	54,534.75 54,744.89	99.35 1.50 %	54,643.38 229.79	6.52 % (101.51)	Aaa / AA+ AAA	2.67 2.60
912828UV0	US Treasury Note 1.125% Due 3/31/2020	60,000.00	05/07/2015 1.57 %	58,758.01 59,302.99	98.96 1.51 %	59,378.88 169.67	7.08 % 75.89	Aaa / AA+ AAA	2.75 2.69
912828WC0	US Treasury Note 1.75% Due 10/31/2020	50,000.00	11/04/2015 1.63 %	50,277.51 50,185.51	100.42 1.62 %	50,210.95 147.42	5.99 % 25.44	Aaa / AA+ AAA	3.34 3.22
912828WN6	US Treasury Note 2% Due 5/31/2021	60,000.00	07/11/2016 1.01 %	62,812.70 62,254.57	101.02 1.73 %	60,609.36 101.64	7.22 % (1,645.21)	Aaa / AA+ AAA	3.92 3.75
912828F21	US Treasury Note 2.125% Due 9/30/2021	30,000.00	01/18/2017 1.88 %	30,332.91 30,301.27	101.36 1.79 %	30,408.99 160.25	3.63 % 107.72	Aaa / AA+ AAA	4.25 4.03
912828G53	US Treasury Note 1.875% Due 11/30/2021	40,000.00	01/18/2017 1.89 %	39,970.45 39,973.16	100.26 1.81 %	40,103.12 63.52	4.78 % 129.96	Aaa / AA+ AAA	4.42 4.22



Holdings Report

As of 6/30/17

CUSIP	Security Description	Par Value/Units	Purchase Date Book Yield	Cost Value Book Value	Mkt Price Mkt YTM	Market Value Accrued Int.	% of Port. Gain/Loss	Moody/S&P Fitch	Maturity Duration
US TREASURY									
912828J43	US Treasury Note 1.75% Due 2/28/2022	30,000.00	04/24/2017 1.84 %	29,881.74 29,886.15	99.57 1.85 %	29,872.26 175.48	3.57 % (13.89)	Aaa / AA+ AAA	4.67 4.44
Total US Treasury		375,000.00	1.56 %	375,356.71 376,162.01	1.62 %	374,994.54 1,095.41	44.71 % (1,167.47)	Aaa / AA+ AAA	3.35 3.22
TOTAL PORTFOLIO		839,916.49	1.62 %	836,309.65 838,973.39	1.62 %	837,895.80 3,220.81	100.00 % (1,077.59)	Aaa / AA+ AAA	3.24 3.12
TOTAL MARKET VALUE PLUS ACCRUED						841,116.61			



PORTFOLIO CHARACTERISTICS

Average Duration	3.02
Average Coupon	1.60 %
Average Purchase YTM	1.23 %
Average Market YTM	1.57 %
Average S&P/Moody Rating	AA+/Aaa
Average Final Maturity	3.14 yrs
Average Life	3.14 yrs

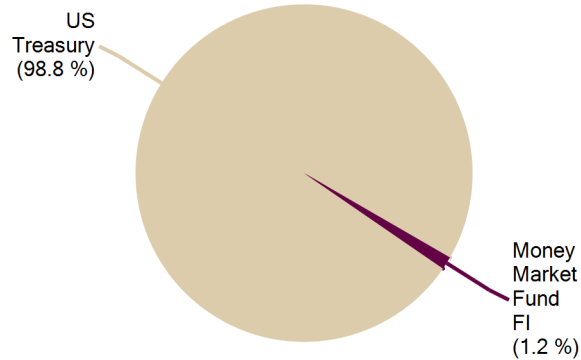
ACCOUNT SUMMARY

	Beg. Values as of 5/31/17	End Values as of 6/30/17
Market Value	1,350,583	1,347,764
Accrued Interest	4,292	4,688
Total Market Value	1,354,875	1,352,452
Income Earned	1,415	1,368
Cont/WD		0
Par	1,343,336	1,344,706
Book Value	1,361,371	1,362,344
Cost Value	1,363,572	1,364,941

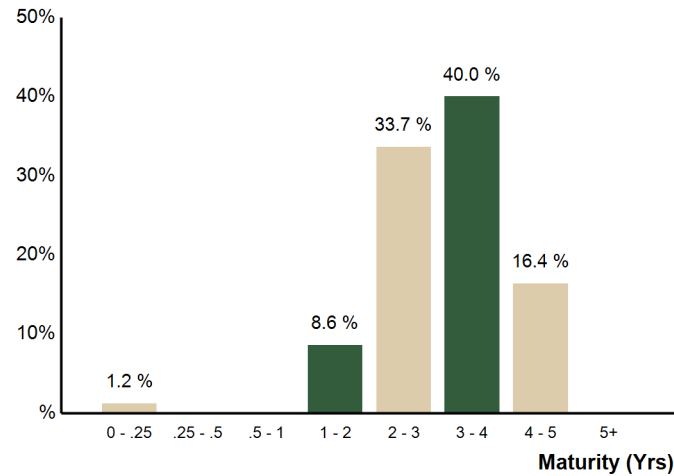
TOP ISSUERS

Issuer	% Portfolio
Government of United States	98.8 %
AIM STIT-Treasury Portfolio	1.2 %
	100.0 %


SECTOR ALLOCATION



MATURITY DISTRIBUTION



CREDIT QUALITY (S&P)



PERFORMANCE REVIEW

Total Rate of Return As of 6/30/2017	Current Month	Latest 3 Months	Year To Date	1 Yr	Annualized			5/31/2010	Since 5/31/2010
					3 Yrs	5 Yrs	10 Yrs		
Brea Water Revenue Bonds, Series B, Reserve Account	-0.18 %	0.49 %	0.94 %	-0.89 %	1.42 %	1.21 %	N/A	2.05 %	15.46 %
BAML 3-Month US Treasury Bill Index	0.08 %	0.20 %	0.30 %	0.49 %	0.23 %	0.17 %	N/A	0.15 %	1.10 %



Reconciliation Summary

As of 6/30/2017

BOOK VALUE RECONCILIATION		
Beginning Book Value		\$1,361,371.08
<u>Acquisition</u>		
+ Security Purchases	\$0.00	
+ Money Market Fund Purchases	\$1,369.49	
+ Money Market Contributions	\$0.00	
+ Security Contributions	\$0.00	
+ Security Transfers	\$0.00	
Total Acquisitions		\$1,369.49
<u>Dispositions</u>		
- Security Sales	\$0.00	
- Money Market Fund Sales	\$0.00	
- MMF Withdrawals	\$0.00	
- Security Withdrawals	\$0.00	
- Security Transfers	\$0.00	
- Other Dispositions	\$0.00	
- Maturities	\$0.00	
- Calls	\$0.00	
- Principal Paydowns	\$0.00	
Total Dispositions		\$0.00
<u>Amortization/Accretion</u>		
+/- Net Accretion	(\$396.80)	
		(\$396.80)
<u>Gain/Loss on Dispositions</u>		
+/- Realized Gain/Loss	\$0.00	
		\$0.00
Ending Book Value		\$1,362,343.77

CASH TRANSACTION SUMMARY		
BEGINNING BALANCE		\$15,336.16
<u>Acquisition</u>		
Contributions	\$0.00	
Security Sale Proceeds	\$0.00	
Accrued Interest Received	\$0.00	
Interest Received	\$1,365.63	
Dividend Received	\$3.86	
Principal on Maturities	\$0.00	
Interest on Maturities	\$0.00	
Calls/Redemption (Principal)	\$0.00	
Interest from Calls/Redemption	\$0.00	
Principal Paydown	\$0.00	
Total Acquisitions	\$1,369.49	
<u>Disposition</u>		
Withdrawals	\$0.00	
Security Purchase	\$0.00	
Accrued Interest Paid	\$0.00	
Total Dispositions	\$0.00	
Ending Book Value		\$16,705.65



CUSIP	Security Description	Par Value/Units	Purchase Date Book Yield	Cost Value Book Value	Mkt Price Mkt YTM	Market Value Accrued Int.	% of Port. Gain/Loss	Moody/S&P Fitch	Maturity Duration
MONEY MARKET FUND FI									
825252109	Invesco Treasury MMFD Private Class	16,705.65	Various 0.11 %	16,705.65 16,705.65	1.00 0.11 %	16,705.65 0.00	1.24 % 0.00	Aaa / AAA AAA	0.00 0.00
Total Money Market Fund FI		16,705.65	0.11 %	16,705.65 16,705.65	0.11 %	16,705.65 0.00	1.24 % 0.00	Aaa / AAA AAA	0.00 0.00
US TREASURY									
912828SX9	US Treasury Note 1.125% Due 5/31/2019	117,000.00	Various 1.30 %	115,665.43 116,630.36	99.54 1.37 %	116,456.18 111.47	8.62 % (174.18)	Aaa / AA+ AAA	1.92 1.89
912828TH3	US Treasury Note 0.875% Due 7/31/2019	115,000.00	08/24/2016 0.85 %	115,076.75 115,054.51	98.94 1.39 %	113,778.13 419.73	8.44 % (1,276.38)	Aaa / AA+ AAA	2.08 2.05
912828G61	US Treasury Note 1.5% Due 11/30/2019	115,000.00	08/24/2016 0.92 %	117,147.65 116,589.12	100.09 1.46 %	115,107.87 146.11	8.52 % (1,481.25)	Aaa / AA+ AAA	2.42 2.36
912828UQ1	US Treasury Note 1.25% Due 2/29/2020	112,000.00	Various 1.40 %	111,138.03 111,558.86	99.35 1.50 %	111,273.79 467.94	8.26 % (285.07)	Aaa / AA+ AAA	2.67 2.60
912828UV0	US Treasury Note 1.125% Due 3/31/2020	115,000.00	Various 1.47 %	113,111.52 113,960.11	98.96 1.51 %	113,809.52 325.21	8.44 % (150.59)	Aaa / AA+ AAA	2.75 2.69
912828XM7	US Treasury Note 1.625% Due 7/31/2020	115,000.00	08/24/2016 1.03 %	117,646.28 117,075.01	100.12 1.59 %	115,134.78 779.51	8.57 % (1,940.23)	Aaa / AA+ AAA	3.09 2.98
912828WC0	US Treasury Note 1.75% Due 10/31/2020	88,000.00	11/04/2015 1.63 %	88,488.42 88,326.50	100.42 1.62 %	88,371.27 259.46	6.55 % 44.77	Aaa / AA+ AAA	3.34 3.22
912828A83	US Treasury Note 2.375% Due 12/31/2020	115,000.00	08/24/2016 1.08 %	121,316.40 120,084.13	102.42 1.66 %	117,785.19 7.42	8.71 % (2,298.94)	Aaa / AA+ AAA	3.51 3.35
912828B90	US Treasury Note 2% Due 2/28/2021	115,000.00	08/24/2016 1.10 %	119,541.99 118,687.61	101.12 1.68 %	116,284.78 768.75	8.65 % (2,402.83)	Aaa / AA+ AAA	3.67 3.50
912828WN6	US Treasury Note 2% Due 5/31/2021	101,000.00	Various 1.03 %	105,664.79 104,747.24	101.02 1.73 %	102,025.76 171.09	7.56 % (2,721.48)	Aaa / AA+ AAA	3.92 3.75
912828F21	US Treasury Note 2.125% Due 9/30/2021	110,000.00	10/27/2016 1.38 %	113,871.85 113,342.11	101.36 1.79 %	111,499.63 587.57	8.29 % (1,842.48)	Aaa / AA+ AAA	4.25 4.03
912828J43	US Treasury Note 1.75% Due 2/28/2022	110,000.00	04/24/2017 1.84 %	109,566.38 109,582.56	99.57 1.85 %	109,531.62 643.41	8.15 % (50.94)	Aaa / AA+ AAA	4.67 4.44
Total US Treasury		1,328,000.00	1.24 %	1,348,235.49 1,345,638.12	1.59 %	1,331,058.52 4,687.67	98.76 % (14,579.60)	Aaa / AA+ AAA	3.18 3.06
TOTAL PORTFOLIO		1,344,705.65	1.23 %	1,364,941.14 1,362,343.77	1.57 %	1,347,764.17 4,687.67	100.00 % (14,579.60)	Aaa / AA+ AAA	3.14 3.02
TOTAL MARKET VALUE PLUS ACCRUED						1,352,451.84			



PORTFOLIO CHARACTERISTICS

Average Duration	3.03
Average Coupon	1.60 %
Average Purchase YTM	1.26 %
Average Market YTM	1.56 %
Average S&P/Moody Rating	AA+/Aaa
Average Final Maturity	3.15 yrs
Average Life	3.15 yrs


ACCOUNT SUMMARY

	Beg. Values as of 5/31/17	End Values as of 6/30/17
Market Value	266,273	265,707
Accrued Interest	842	929
Total Market Value	267,116	266,636
Income Earned	287	277
Cont/WD		0
Par	264,716	264,980
Book Value	268,209	268,399
Cost Value	268,472	268,735

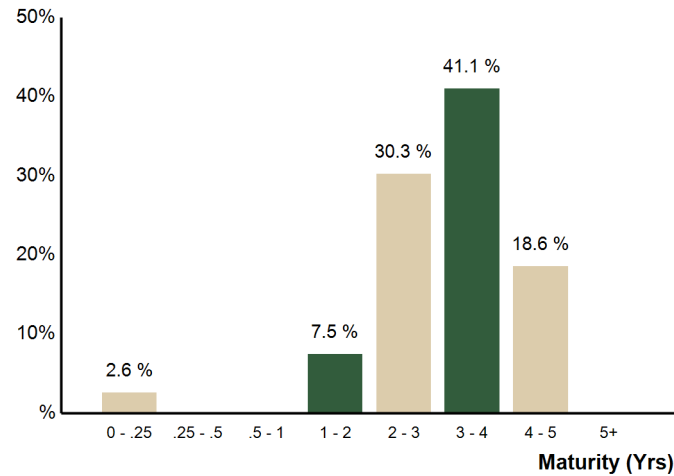
TOP ISSUERS

Issuer	% Portfolio
Government of United States	97.4 %
AIM STIT-Treasury Portfolio	2.6 %
	100.0 %


SECTOR ALLOCATION



MATURITY DISTRIBUTION



CREDIT QUALITY (S&P)



PERFORMANCE REVIEW

Total Rate of Return As of 6/30/2017	Current Month	Latest 3 Months	Year To Date	1 Yr	Annualized				Since 5/31/2010
					3 Yrs	5 Yrs	10 Yrs	5/31/2010	
Brea Lease Revenue Bonds, Reserve Account	-0.18 %	0.50 %	0.95 %	-0.90 %	1.44 %	1.22 %	N/A	2.07 %	15.63 %
BAML 3-Month US Treasury Bill Index	0.08 %	0.20 %	0.30 %	0.49 %	0.23 %	0.17 %	N/A	0.15 %	1.10 %



Reconciliation Summary

As of 6/30/2017

BOOK VALUE RECONCILIATION	
Beginning Book Value	\$268,209.00
<u>Acquisition</u>	
+ Security Purchases \$0.00	
+ Money Market Fund Purchases \$263.13	
+ Money Market Contributions \$0.00	
+ Security Contributions \$0.00	
+ Security Transfers \$0.00	
Total Acquisitions	\$263.13
<u>Dispositions</u>	
- Security Sales \$0.00	
- Money Market Fund Sales \$0.00	
- MMF Withdrawals \$0.00	
- Security Withdrawals \$0.00	
- Security Transfers \$0.00	
- Other Dispositions \$0.00	
- Maturities \$0.00	
- Calls \$0.00	
- Principal Paydowns \$0.00	
Total Dispositions	\$0.00
<u>Amortization/Accretion</u>	
+/- Net Accretion (\$72.94)	
	(\$72.94)
<u>Gain/Loss on Dispositions</u>	
+/- Realized Gain/Loss \$0.00	
	\$0.00
Ending Book Value	\$268,399.19

CASH TRANSACTION SUMMARY	
BEGINNING BALANCE	\$6,716.39
<u>Acquisition</u>	
Contributions \$0.00	
Security Sale Proceeds \$0.00	
Accrued Interest Received \$0.00	
Interest Received \$261.25	
Dividend Received \$1.88	
Principal on Maturities \$0.00	
Interest on Maturities \$0.00	
Calls/Redemption (Principal) \$0.00	
Interest from Calls/Redemption \$0.00	
Principal Paydown \$0.00	
Total Acquisitions	\$263.13
<u>Disposition</u>	
Withdrawals \$0.00	
Security Purchase \$0.00	
Accrued Interest Paid \$0.00	
Total Dispositions	\$0.00
Ending Book Value	\$6,979.52



CUSIP	Security Description	Par Value/Units	Purchase Date Book Yield	Cost Value Book Value	Mkt Price Mkt YTM	Market Value Accrued Int.	% of Port. Gain/Loss	Moody/S&P Fitch	Maturity Duration
MONEY MARKET FUND FI									
825252109	Invesco Treasury MMFD Private Class	6,979.52	Various 0.11 %	6,979.52 6,979.52	1.00 0.11 %	6,979.52 0.00	2.62 % 0.00	Aaa / AAA AAA	0.00 0.00
Total Money Market Fund FI		6,979.52	0.11 %	6,979.52 6,979.52	0.11 %	6,979.52 0.00	2.62 % 0.00	Aaa / AAA AAA	0.00 0.00
US TREASURY									
912828SX9	US Treasury Note 1.125% Due 5/31/2019	20,000.00	06/17/2014 1.75 %	19,410.22 19,771.98	99.54 1.37 %	19,907.04 19.06	7.47 % 135.06	Aaa / AA+ AAA	1.92 1.89
912828TH3	US Treasury Note 0.875% Due 7/31/2019	22,000.00	08/24/2016 0.85 %	22,014.68 22,010.43	98.94 1.39 %	21,766.25 80.30	8.19 % (244.18)	Aaa / AA+ AAA	2.08 2.05
912828G61	US Treasury Note 1.5% Due 11/30/2019	22,000.00	08/24/2016 0.92 %	22,410.85 22,304.00	100.09 1.46 %	22,020.64 27.95	8.27 % (283.36)	Aaa / AA+ AAA	2.42 2.36
912828UQ1	US Treasury Note 1.25% Due 2/29/2020	20,000.00	Various 1.59 %	19,688.54 19,825.94	99.35 1.50 %	19,870.32 83.56	7.48 % 44.38	Aaa / AA+ AAA	2.67 2.60
912828UV0	US Treasury Note 1.125% Due 3/31/2020	17,000.00	05/07/2015 1.57 %	16,648.10 16,802.51	98.96 1.51 %	16,824.02 48.07	6.33 % 21.51	Aaa / AA+ AAA	2.75 2.69
912828XM7	US Treasury Note 1.625% Due 7/31/2020	22,000.00	08/24/2016 1.03 %	22,506.25 22,396.96	100.12 1.59 %	22,025.78 149.12	8.32 % (371.18)	Aaa / AA+ AAA	3.09 2.98
912828WC0	US Treasury Note 1.75% Due 10/31/2020	22,000.00	Various 1.45 %	22,276.59 22,209.77	100.42 1.62 %	22,092.82 64.87	8.31 % (116.95)	Aaa / AA+ AAA	3.34 3.22
912828A83	US Treasury Note 2.375% Due 12/31/2020	22,000.00	08/24/2016 1.08 %	23,208.35 22,972.61	102.42 1.66 %	22,532.82 1.42	8.45 % (439.79)	Aaa / AA+ AAA	3.51 3.35
912828B90	US Treasury Note 2% Due 2/28/2021	22,000.00	08/24/2016 1.10 %	22,868.90 22,705.45	101.12 1.68 %	22,245.78 147.07	8.40 % (459.67)	Aaa / AA+ AAA	3.67 3.50
912828WN6	US Treasury Note 2% Due 5/31/2021	20,000.00	07/11/2016 1.01 %	20,937.57 20,751.53	101.02 1.73 %	20,203.12 33.88	7.59 % (548.41)	Aaa / AA+ AAA	3.92 3.75
912828F21	US Treasury Note 2.125% Due 9/30/2021	25,000.00	10/27/2016 1.38 %	25,879.97 25,759.57	101.36 1.79 %	25,340.83 133.54	9.55 % (418.74)	Aaa / AA+ AAA	4.25 4.03
912828J43	US Treasury Note 1.75% Due 2/28/2022	24,000.00	04/24/2017 1.84 %	23,905.39 23,908.92	99.57 1.85 %	23,897.81 140.38	9.02 % (11.11)	Aaa / AA+ AAA	4.67 4.44
Total US Treasury		258,000.00	1.29 %	261,755.41 261,419.67	1.60 %	258,727.23 929.22	97.38 % (2,692.44)	Aaa / AA+ AAA	3.24 3.11
TOTAL PORTFOLIO		264,979.52	1.26 %	268,734.93 268,399.19	1.56 %	265,706.75 929.22	100.00 % (2,692.44)	Aaa / AA+ AAA	3.15 3.03
TOTAL MARKET VALUE PLUS ACCRUED						266,635.97			

City of Brea

COUNCIL COMMUNICATION

FROM: Bill Gallardo, City Manager

DATE: 08/01/2017

SUBJECT: City Outgoing Payment Log and July 14, 21 and 28, 2017 Check Registers -
Receive and File.

Attachments

City Outgoing Payment Log
07-14-17 City Check Register
07-21-17 City Check Register
07-28-17 City Check Register

City of Brea
Outgoing Payment Log
June 2017

Effective Date	Vendor	Description	Amount
<u>General Account Electronic payments</u>			
6/1/2017	CALPERS	Member retirement	421,047.28
6/1/2017	Banc of America Leasing & Capital	PD Radio Lease Payment	152,017.97
6/5/2017	Citizens Business Bank	Credit card processing fees	2,285.82
6/8/2017	CALPERS	Medical payment	392,263.40
6/9/2017	Brea Payroll	Brea staff payroll	863,681.62
6/9/2017	Brea Payroll	Employee deductions	98,681.58
6/9/2017	IRS	Payroll Federal taxes	179,371.76
6/9/2017	EDD	Payroll State taxes	52,692.88
6/9/2017	CA SDU	Child support payments	1,230.78
6/9/2017	Bank of New York Trust	BAB IRS refund - 2010 Water Bonds	103,143.89
6/9/2017	Bank of New York Trust	BAB IRS refund - 2009 Water Bonds	142,361.83
6/13/2017	CALPERS	Member retirement	388,431.65
6/16/2017	Paymentus	Monthly service fee - May	3,720.00
6/20/2017	St. Board of Equalization	Self-assessed sales tax payment	4,623.00
6/22/2017	Citizens Business Bank	Monthly banking service fee - June	1,762.26
6/23/2017	Brea Payroll	Brea staff payroll	861,137.46
6/23/2017	Brea Payroll	Employee deductions	183,517.82
6/23/2017	IRS	Payroll Federal taxes	178,774.40
6/23/2017	EDD	Payroll State taxes	53,209.13
6/23/2017	CA SDU	Child support payments	1,076.64
6/26/2017	Bank of New York Mellon	2009 Water Bonds debt service payment	1,069,151.99
6/26/2017	Bank of New York Mellon	2010 Water Bonds debt service payment	321,671.64
6/26/2017	Bank of New York Mellon	2014 Water Bonds debt service payment	751,013.36
6/27/2017	CALPERS	Member retirement	385,267.88
6/29/2017	ILJAO Payroll	ILJAO staff salary & payroll taxes	13,018.91
6/30/2017	IRS	Medicare payment	128.32
Subtotal			6,625,283.27
<u>Imprest Accounts</u>			
	Various	Workers Compensation Claims	114,624.00
	Various	General Liability Claims	3,104.85
	Various	Water and Business License refunds	-
Subtotal			117,728.85
			<u><u>\$ 6,743,012.12</u></u>

City Check Register for: Jul 14, 2017

Check #	Vendor Name	Check Date	Vendor #	Budget Unit	Description	Amount
175493	ANGELS BASEBALL LP	07/14/2017	26948	110	7/18 CITYOFBREA NIGHT	\$40,810.00
ANGELS BASEBALL LP					Total Check Amount:	\$40,810.00
175494	AT&T CALNET	07/14/2017	20391	110141471	9391011961 6/22	\$230.19
		07/14/2017	20391	110141471	9391011962 6/22	\$19.72
		07/14/2017	20391	110141471	9391011963 6/22	\$19.72
		07/14/2017	20391	110141471	9391011965 6/22	\$38.24
		07/14/2017	20391	110141471	9391011966 6/22	\$55.34
		07/14/2017	20391	110141471	9391011968 6/22	\$20.26
		07/14/2017	20391	110141471	9391011969 6/22	\$75.36
		07/14/2017	20391	110141471	9391011971 6/22	\$37.77
		07/14/2017	20391	110141471	9391011972 6/22	\$146.44
		07/14/2017	20391	110141471	9391011973 6/22	\$39.49
		07/14/2017	20391	110141471	9391011975 6/22	\$3,951.85
		07/14/2017	20391	110141471	9391011976 6/22	\$898.64
		07/14/2017	20391	110141471	9391011978 6/22	\$774.28
		07/14/2017	20391	110141471	9391011979 6/22	\$81.59
		07/14/2017	20391	110141471	9391023157 6/22	\$19.72
		07/14/2017	20391	110141471	9391023158 6/22	\$38.68
		07/14/2017	20391	110141471	9391023159 6/22	\$20.34
		07/14/2017	20391	110141471	9391023589 6/22	\$0.01
		07/14/2017	20391	110141471	9391052504 6/22	\$274.15
		07/14/2017	20391	110141471	9391052507 6/22	\$274.15
		07/14/2017	20391	110141471	9391057787 6/22	\$350.67
		07/14/2017	20391	110141471	9391060716	\$82.97
		07/14/2017	20391	420515131	9391011964 6/22	\$37.53
		07/14/2017	20391	420515131	9391011967 6/22	\$0.20
		07/14/2017	20391	420515131	9391011977 6/22	\$634.82
AT&T CALNET					Total Check Amount:	\$8,122.13
175495	AT&T LONG DISTANCE	07/14/2017	18193	110141471	807752441 6/3-7/2/17	\$16.57
AT&T LONG DISTANCE					Total Check Amount:	\$16.57
175496	BREA/ORANGE COUNTY PLUMBING	07/14/2017	3781	490515151	MN LNE STOPPAGE @YARD	\$330.00
		07/14/2017	3781	490515151	REPAIR WATER LEAK @ BCC	\$723.79
BREA/ORANGE COUNTY PLUMBING					Total Check Amount:	\$1,053.79
175500	BUSINESS CARD	07/14/2017	18749	110	BSCARD CS 062317	(\$69.79)
		07/14/2017	18749	110	BSCARD CS II 062317	(\$283.75)
		07/14/2017	18749	110	BSCARD PD ADM 062317	(\$0.85)
		07/14/2017	18749	110	BSCARD PD INV 052317	(\$10.69)
		07/14/2017	18749	110	BSCARD PD TRNG 062317	(\$0.58)

City Check Register for: Jul 14, 2017

Check #	Vendor Name	Check Date	Vendor #	Budget Unit	Description	Amount
175500	BUSINESS CARD	07/14/2017	18749	110141481	BSCARD HR 062317	\$275.78
		07/14/2017	18749	110212111	6874 PD ADM 052317	\$100.00
		07/14/2017	18749	110212111	BSCARD PD ADM 062317	\$341.46
		07/14/2017	18749	110212111	BSCARD PD INV 052317	\$526.76
		07/14/2017	18749	110212111	BSCARD PD TRNG 052317	(\$105.00)
		07/14/2017	18749	110212111	BSCARD PD TRNG 062317	\$658.40
		07/14/2017	18749	110212121	BSCARD PD INV 052317	\$60.77
		07/14/2017	18749	110212121	BSCARD PD TRNG 062317	\$228.01
		07/14/2017	18749	110212131	052317 TO PROPER ACCT	(\$4,961.71)
		07/14/2017	18749	110212131	6874 PD ADM 052317	\$2,720.00
		07/14/2017	18749	110212131	BSCARD PD ADM 062317	\$1,606.84
		07/14/2017	18749	110212131	BSCARD PD INV 052317	\$1,564.87
		07/14/2017	18749	110212131	BSCARD PD TRNG 062317	\$67.00
		07/14/2017	18749	110212132	BSCARD PD TRNG 062317	\$761.39
		07/14/2017	18749	110222211	BSCARD PD ADM 062317	\$344.91
		07/14/2017	18749	110222231	BSCARD FIRE 062317	\$51.21
		07/14/2017	18749	110404211	BSCARD CS II 062317	\$219.20
		07/14/2017	18749	110404214	BSCARD CS II 062317	\$165.25
		07/14/2017	18749	110404215	BSCARD CS II 062317	\$19.37
		07/14/2017	18749	110404217	BSCARD CS 062317	\$52.47
		07/14/2017	18749	110404224	BSCARD CS 062317	\$241.42
		07/14/2017	18749	110404224	BSCARD CS II 062317	\$52.29
		07/14/2017	18749	110404420	BSCARD CS 062317	\$603.02
		07/14/2017	18749	110404420	BSCARD CS II 062317	\$2,139.79
		07/14/2017	18749	110404421	BSCARD CS II 062317	\$1,100.00
		07/14/2017	18749	110404422	BSCARD CS II 062317	\$78.87
		07/14/2017	18749	110404425	BSCARD CS 062317	\$63.84
		07/14/2017	18749	110404425	BSCARD CS II 062317	\$402.52
		07/14/2017	18749	110404428	BSCARD CS 062317	\$16,807.03
		07/14/2017	18749	110404429	BSCARD CS 062317	\$631.03
		07/14/2017	18749	110404521	BSCARD CS III 062317	\$215.45
		07/14/2017	18749	110515141	BSCARD PARKS 062317	\$47.20
		07/14/2017	18749	172212141	BSCARD PD ADM 062317	\$1,550.00
		07/14/2017	18749	181404250	BSCARD CS II 062317	\$2,693.75
		07/14/2017	18749	420515131	BSCARD WATER 062317	\$227.32
		07/14/2017	18749	950000000	ILJAO BSCARD JM 0617	\$59.99
BUSINESS CARD					Total Check Amount:	\$31,244.84
175501	BUTLER CHEMICALS, INC.	07/14/2017	6515	490515151	DW SVC SR CTR JUN17	\$167.01

City Check Register for: Jul 14, 2017

Check #	Vendor Name	Check Date	Vendor #	Budget Unit	Description	Amount
BUTLER CHEMICALS, INC.						Total Check Amount: \$167.01
175502	CALIF INSURANCE POOL AUTHORITY	07/14/2017	21666	470141483	BOND/CRIME PREM 17/18	\$3,352.00
		07/14/2017	21666	470141483	LIABILITY INS 17/18	\$347,956.00
		07/14/2017	21666	470141483	PROPERTY INS 17/18	\$126,497.00
		07/14/2017	21666	470141483	WORKERS' COMP 17/18	\$277,040.00
CALIF INSURANCE POOL AUTHORITY						Total Check Amount: \$754,845.00
175503	CALIFORNIA FORENSIC PHLEBOTOMY INC.	07/14/2017	4488	110212131	BLOOD TESTS JUN 2017	\$2,606.25
CALIFORNIA FORENSIC PHLEBOTOMY INC.						Total Check Amount: \$2,606.25
175504	CALIFORNIA NEWSPAPER PARTNERSHIP	07/14/2017	26287	110404312	CENTENNIAL PARADE AD	\$533.12
CALIFORNIA NEWSPAPER PARTNERSHIP						Total Check Amount: \$533.12
175505	CHICO ENTERTAINMENT	07/14/2017	21664	110404421	BAND:COUNTRY FAIR 7/4	\$500.00
CHICO ENTERTAINMENT						Total Check Amount: \$500.00
175506	CINTAS FAS	07/14/2017	24347	110404211	FIRST AID SUPPLIES	\$76.66
CINTAS FAS						Total Check Amount: \$76.66
175507	CLIMATEC LLC	07/14/2017	23618	490515151	ALERTON TECHSUPP 0617	\$434.26
CLIMATEC LLC						Total Check Amount: \$434.26
175508	COSTCO/CAPITAL ONE COMMERCIAL	07/14/2017	5252	110404425	SCHOOL AGE CAMPS	\$238.57
COSTCO/CAPITAL ONE COMMERCIAL						Total Check Amount: \$238.57
175509	COUNTY OF ORANGE	07/14/2017	19283	290000000	CDBG PROG INC JUN2017	\$55,627.99
COUNTY OF ORANGE						Total Check Amount: \$55,627.99
175510	SELAH DARDEN	07/14/2017	26586	110404421	BAND:COUNTRY FAIR 7/4	\$400.00
SELAH DARDEN						Total Check Amount: \$400.00
175511	EDISON CO	07/14/2017	3343	110515121	ELECTRICITY JUN-JUL17	\$12,497.91
		07/14/2017	3343	110515141	ELECTRICITY JUN-JUL17	\$1,742.90
		07/14/2017	3343	110515143	ELECTRICITY JUN-JUL17	\$698.70
		07/14/2017	3343	110515144	ELECTRICITY JUN-JUL17	\$3,728.05
		07/14/2017	3343	341515112	ELECTRICITY JUN-JUL17	\$175.68
		07/14/2017	3343	343515112	ELECTRICITY JUN-JUL17	\$158.51
		07/14/2017	3343	345515112	ELECTRICITY JUN-JUL17	\$99.16
		07/14/2017	3343	346515112	ELECTRICITY JUN-JUL17	\$294.28
		07/14/2017	3343	360515145	ELECTRICITY JUN-JUL17	\$486.44
		07/14/2017	3343	420515131	ELECTRICITY JUN-JUL17	\$6,501.24
		07/14/2017	3343	430515123	ELECTRICITY JUN-JUL17	\$31.29
		07/14/2017	3343	490515151	ELECTRICITY JUN-JUL17	\$4,461.22
		07/14/2017	3343	880515113	ELECTRICITY JUN-JUL17	\$24.92
EDISON CO						Total Check Amount: \$30,900.30
175512	EISEL ENTERPRISES INC	07/14/2017	2782	420515131	WATER VALVE BOXES	\$2,385.59
EISEL ENTERPRISES INC						Total Check Amount: \$2,385.59

City Check Register for: Jul 14, 2017

Check #	Vendor Name	Check Date	Vendor #	Budget Unit	Description	Amount
175513	ELICKER ENTERPRISES, INC.	07/14/2017	26949	110404421	DEP:ATM-COUNTRY FAIR	\$300.00
ELICKER ENTERPRISES, INC.						Total Check Amount: \$300.00
175514	FRANCHISE TAX BOARD	07/14/2017	13287	110	CD 9120-02824 070717	\$180.30
FRANCHISE TAX BOARD						Total Check Amount: \$180.30
175515	FRANCHISE TAX BOARD/ST OF CALIF	07/14/2017	12043	110	550572557 070717 PR	\$75.00
FRANCHISE TAX BOARD/ST OF CALIF						Total Check Amount: \$75.00
175516	FRONTIER COMMUNICATIONS	07/14/2017	26183	420515131	562 1821220 0628-0727	\$188.47
FRONTIER COMMUNICATIONS						Total Check Amount: \$188.47
175517	ICMA MEMBERSHIP RENEWALS	07/14/2017	3015	110111143	ICMA MEMBERSHIP	\$1,400.00
ICMA MEMBERSHIP RENEWALS						Total Check Amount: \$1,400.00
175518	LORRIE DEAN IMES	07/14/2017	26950	110404421	BALLOON ARTIST:CF 7/4	\$300.00
LORRIE DEAN IMES						Total Check Amount: \$300.00
175519	LOCAL TAP MARKETING	07/14/2017	26544	110323214	SHOP BREA BAGS (3600)	\$3,506.77
LOCAL TAP MARKETING						Total Check Amount: \$3,506.77
175520	MCO	07/14/2017	23447	110323241	CAMERA REPAIR	\$470.00
MCO						Total Check Amount: \$470.00
175521	OFFICE DEPOT, INC	07/14/2017	4743	110222211	BINDERS	\$6.25
		07/14/2017	4743	110515111	OFFICE SUPPLIES	\$72.06
		07/14/2017	4743	110515171	OFFICE SUPPLIES	\$271.34
		07/14/2017	4743	110515171	PENS	\$15.75
OFFICE DEPOT, INC						Total Check Amount: \$365.40
175522	PETTY CASH CUSTODIAN	07/14/2017	15835	110	PETTY CASH REPL 6/30	\$166.23
PETTY CASH CUSTODIAN						Total Check Amount: \$166.23
175523	PLUMBING WHOLESALE OUTLET, INC.	07/14/2017	18392	181404250	ZURN FLUSH VALVES @ BCC	\$2,815.64
PLUMBING WHOLESALE OUTLET, INC.						Total Check Amount: \$2,815.64
175524	PRECISION SURVEY SUPPLY LLC	07/14/2017	21428	110212132	SOFTWARE SVC DISCOUNT	(\$450.00)
		07/14/2017	21428	110212132	SOFTWARE:IMS MAP360	\$1,495.00
PRECISION SURVEY SUPPLY LLC						Total Check Amount: \$1,045.00
175525	SHRED-IT USA	07/14/2017	7438	110212122	PD DOC DESTR 5/16/17	\$96.00
		07/14/2017	7438	110212122	PD DOC DESTR 5/30/17	\$96.00
		07/14/2017	7438	110212122	PD DOC DESTR 6/13/17	\$96.00
SHRED-IT USA						Total Check Amount: \$288.00
175526	SPARKLETTS	07/14/2017	3001	490515151	062317 DRNKG FTN WTR	\$16.18
SPARKLETTS						Total Check Amount: \$16.18
175527	SPRINT	07/14/2017	16067	110141471	926938073 THRU 062717	\$579.32
SPRINT						Total Check Amount: \$579.32
175528	SUPERIOR PAVEMENT MARKINGS	07/14/2017	26443	110515121	BERRY/NRTHWD MARKINGS	\$2,788.00
SUPERIOR PAVEMENT MARKINGS						Total Check Amount: \$2,788.00

City Check Register for: Jul 14, 2017

Check #	Vendor Name	Check Date	Vendor #	Budget Unit	Description	Amount
175529	TIME WARNER CABLE	07/14/2017	19304	110111143	CABLE CHGS 7/2-8/1	\$28.10
		07/14/2017	19304	110111151	CABLE CHGS 7/2-8/1	\$56.20
		07/14/2017	19304	110141411	CABLE CHGS 7/2-8/1	\$72.24
		07/14/2017	19304	110212111	CABLE CHGS 7/2-8/1	\$313.08
		07/14/2017	19304	110222211	CABLE CHGS 7/2-8/1	\$72.24
		07/14/2017	19304	110323212	CABLE CHGS 7/2-8/1	\$74.26
		07/14/2017	19304	110404211	CABLE 7/2-8/1 40955	\$95.33
		07/14/2017	19304	110404311	CABLE CHGS 7/2-8/1	\$18.03
		07/14/2017	19304	110404521	CABLE 7/2-8/1 15759	\$20.20
		07/14/2017	19304	420515131	CABLE 7/2-8/1 20981	\$110.83
		07/14/2017	19304	420515131	CABLE 7/2-8/1 49861	\$73.91
		07/14/2017	19304	490515151	CABLE CHGS 7/2-8/1	\$18.03
TIME WARNER CABLE					Total Check Amount:	\$952.45
175530	VERAMARK	07/14/2017	18449	110141481	BSCARD HR 062317	\$275.78
VERAMARK					Total Check Amount:	\$275.78
175531	VERIZON WIRELESS	07/14/2017	21122	110111111	9787954036 0523-0622	\$53.70
		07/14/2017	21122	110111143	9787954036 0523-0622	\$91.71
		07/14/2017	21122	110111151	9787954036 0523-0622	\$145.41
		07/14/2017	21122	110111161	9787954036 0523-0622	\$53.70
		07/14/2017	21122	110141411	9787954036 0523-0622	\$38.01
		07/14/2017	21122	110141441	9787954036 0523-0622	\$53.70
		07/14/2017	21122	110141471	9787954036 0523-0622	\$1,110.86
		07/14/2017	21122	110141481	9787954036 0523-0622	\$53.70
		07/14/2017	21122	110212121	9787954036 0523-0622	\$3,070.33
		07/14/2017	21122	110222222	9787954036 0523-0622	\$532.14
		07/14/2017	21122	110222223	9787954036 0523-0622	\$956.48
		07/14/2017	21122	110323212	9787954036 0523-0622	\$53.70
		07/14/2017	21122	110323231	9787954036 0523-0622	\$63.70
		07/14/2017	21122	110323241	9787954036 0523-0622	\$58.69
		07/14/2017	21122	110323242	9787954036 0523-0622	\$93.80
		07/14/2017	21122	110323243	9787954036 0523-0622	\$91.71
		07/14/2017	21122	110404311	9787954036 0523-0622	\$523.32
		07/14/2017	21122	110404525	9787954036 0523-0622	\$17.78
		07/14/2017	21122	460141474	9787954036 0523-0622	\$547.23
		07/14/2017	21122	630323219	9787954036 0523-0622	\$53.70
VERIZON WIRELESS					Total Check Amount:	\$7,663.37
175532	SUNG YANG	07/14/2017	18036	110404145	TAE KWON DO	\$100.00
SUNG YANG					Total Check Amount:	\$100.00

City Check Register for: Jul 14, 2017

Check #	Vendor Name	Check Date	Vendor #	Budget Unit	Description	Amount
Check Subtotal						\$953,437.99
V25017	ABBA TERMITE & PEST CONTROL	07/14/2017	15614	490515151	BEE HIVE REMOVAL	\$245.00
ABBA TERMITE & PEST CONTROL Total Check Amount:						\$245.00
V25018	ADMINISTRATIVE & PROF	07/14/2017	3344	110	DED:4010 APEA DUES	\$576.00
ADMINISTRATIVE & PROF Total Check Amount:						\$576.00
V25019	AKAL CONSULTANTS	07/14/2017	19771	510707251	57/LAMBERT INTERCHNGE	\$8,265.00
AKAL CONSULTANTS Total Check Amount:						\$8,265.00
V25020	JUDY ALLEN	07/14/2017	20447	110404215	CLASS INSTRUCTOR BCC	\$144.00
JUDY ALLEN Total Check Amount:						\$144.00
V25021	ARC DOCUMENT SOLUTIONS	07/14/2017	23645	510707929	PLANS:LAGOS DE MORENO	\$307.85
ARC DOCUMENT SOLUTIONS Total Check Amount:						\$307.85
V25022	BIO CLEAN ENVIRONMENTAL SERVICE	07/14/2017	13099	510707524	CATCH BASIN INSERTS	\$76,780.44
BIO CLEAN ENVIRONMENTAL SERVICE Total Check Amount:						\$76,780.44
V25023	CHRISTINE BOATNER	07/14/2017	18460	110404215	ADMIN BECKMAN	\$459.00
		07/14/2017	18460	110404215	CLASS INSTRUCTOR BCC	\$575.00
CHRISTINE BOATNER Total Check Amount:						\$1,034.00
V25024	BPSEA MEMORIAL FOUNDATION	07/14/2017	14990	110	DED:4050 MEMORIAL	\$239.50
BPSEA MEMORIAL FOUNDATION Total Check Amount:						\$239.50
V25025	BREA CITY EMPLOYEES ASSOCIATION	07/14/2017	3236	110	DED:4005 BCEA DUES	\$536.00
BREA CITY EMPLOYEES ASSOCIATION Total Check Amount:						\$536.00
V25026	BREA DISPOSAL, INC	07/14/2017	3330	440515122	REFUSE COLL JUNE 2017	\$139,653.86
BREA DISPOSAL, INC Total Check Amount:						\$139,653.86
V25027	BREA FIREFIGHTERS ASSOCIATION	07/14/2017	3237	110	DED:4015 ASSOCAFLAC	(\$36.68)
		07/14/2017	3237	110	DED:4016 ASSOC DUES	\$2,325.00
BREA FIREFIGHTERS ASSOCIATION Total Check Amount:						\$2,288.32
V25028	BREA POLICE ASSOCIATION	07/14/2017	3769	110	DED:4030 BPA REG	\$3,450.00
BREA POLICE ASSOCIATION Total Check Amount:						\$3,450.00
V25029	BREA POLICE ATHLETIC LEAGUE	07/14/2017	1068	110	DED:5010 B.P.A.L.	\$120.00
BREA POLICE ATHLETIC LEAGUE Total Check Amount:						\$120.00
V25030	BREA POLICE MANAGEMENT ASSOCIATION	07/14/2017	21189	110	DED:4019 LDF DUES	\$14.50
		07/14/2017	21189	110	DED:4020 ASSOC DUES	\$195.00
BREA POLICE MANAGEMENT ASSOCIATION Total Check Amount:						\$209.50
V25031	C.WELLS PIPELINE MATERIALS INC	07/14/2017	13055	420515131	FIRE HYDRANT PARTS	\$188.57
C.WELLS PIPELINE MATERIALS INC Total Check Amount:						\$188.57
V25032	CALIFORNIA RETROFIT, INC	07/14/2017	4447	490515151	EPA DISPOSAL FEE	\$341.62
CALIFORNIA RETROFIT, INC Total Check Amount:						\$341.62
V25033	ARLINDA CANTU	07/14/2017	26312	110404215	PERSONAL TRAINER BCC	\$410.00
		07/14/2017	26312	110404215	SILVER SNEAKERS	\$125.00
ARLINDA CANTU Total Check Amount:						\$535.00

City Check Register for: Jul 14, 2017

Check #	Vendor Name	Check Date	Vendor #	Budget Unit	Description	Amount
V25034	ANDREW CATOR	07/14/2017	6646	460141474	MILEAGE JUNE 2017	\$223.10
ANDREW CATOR					Total Check Amount:	\$223.10
V25035	CDW GOVERNMENT INC.	07/14/2017	18205	110212141	PD LAPTOPS RCYCLE FEE	\$15.00
		07/14/2017	18205	110212141	POLICE CAR LAPTOPS	\$4,687.13
CDW GOVERNMENT INC.					Total Check Amount:	\$4,702.13
V25036	CLARK SECURITY PRODUCTS, INC.	07/14/2017	20003	490515151	DOOR HARDWARE	\$2,493.13
CLARK SECURITY PRODUCTS, INC.					Total Check Amount:	\$2,493.13
V25037	DELORES COWAN	07/14/2017	26156	110404214	CHEER LEAD DRILL TEAM	\$110.00
DELORES COWAN					Total Check Amount:	\$110.00
V25038	DE LAGE LANDEN FINANCIAL SERVICES	07/14/2017	23311	110141441	DISPATCH JUN/JUL17	\$238.50
		07/14/2017	23311	110141441	FIRE STN 1 JUN/JUL17	\$88.13
		07/14/2017	23311	110141441	FIRE STN 2 JUN/JUL17	\$255.06
		07/14/2017	23311	110141441	FIRE STN 4 JUN/JUL17	\$88.13
		07/14/2017	23311	110141441	SR CTR JUN/JUL17	\$238.51
DE LAGE LANDEN FINANCIAL SERVICES					Total Check Amount:	\$908.33
V25039	DENNIS GRUBB & ASSOCIATES, LLC.	07/14/2017	25568	110222231	PLAN CHCK OLINDA VILL	\$235.00
DENNIS GRUBB & ASSOCIATES, LLC.					Total Check Amount:	\$235.00
V25040	ROWENA DHINGRA	07/14/2017	25697	110404215	PILATES	\$120.00
ROWENA DHINGRA					Total Check Amount:	\$120.00
V25041	MICHAEL DURALDE	07/14/2017	25228	110404215	BECKMAN FITNESS/BT CMP	\$364.00
		07/14/2017	25228	110404215	BREAMOVEMENT BOOTCAMP	\$1,364.40
		07/14/2017	25228	110404215	CHEER FITNESS CAMP	\$437.50
		07/14/2017	25228	110404215	FIT U	\$479.00
		07/14/2017	25228	110404215	PERSONAL TRAINER BCC	\$1,251.50
MICHAEL DURALDE					Total Check Amount:	\$3,896.40
V25042	MYRA DUVALL	07/14/2017	18083	110404215	YOGA	\$200.00
MYRA DUVALL					Total Check Amount:	\$200.00
V25043	EXTERMINETICS OF SO CALIF INC	07/14/2017	3298	110515141	PEST CONTROL SERVICES	\$225.00
EXTERMINETICS OF SO CALIF INC					Total Check Amount:	\$225.00
V25044	FUSCOE ENGINEERING, INC.	07/14/2017	18052	110000000	WQMP PLN CHK:CVS	\$876.00
		07/14/2017	18052	110000000	WQMP PLN CHK:LILAC LN	\$1,392.00
FUSCOE ENGINEERING, INC.					Total Check Amount:	\$2,268.00
V25045	ALEC GARCIA	07/14/2017	26604	110212111	TRNG:EVID BREATH TEST	\$14.18
ALEC GARCIA					Total Check Amount:	\$14.18
V25046	GALE GARFIELD	07/14/2017	12619	110404215	CYCLE/SILVER SNEAKERS	\$125.00
GALE GARFIELD					Total Check Amount:	\$125.00
V25047	MELISSA GIFFORD	07/14/2017	10645	110404215	PERSONAL TRAINER BCC	\$400.00
		07/14/2017	10645	110404215	TRX TRAINING	\$109.50

City Check Register for: Jul 14, 2017

Check #	Vendor Name	Check Date	Vendor #	Budget Unit	Description	Amount
MELISSA GIFFORD						Total Check Amount: \$509.50
V25048	GRAINGER	07/14/2017	13634	420515131	CLA-VALVE FITTINGS	\$2,590.07
GRAINGER						Total Check Amount: \$2,590.07
V25049	HCI SYSTEMS INC	07/14/2017	25112	490515151	ANNL SPRINKLR TESTING	\$1,390.00
HCI SYSTEMS INC						Total Check Amount: \$1,390.00
V25050	MONA HERNANDEZ	07/14/2017	23114	110404215	MASSAGE THERAPIST BCC	\$705.00
MONA HERNANDEZ						Total Check Amount: \$705.00
V25051	HI SIGN	07/14/2017	4693	110404544	BREA FEST BANNERS	\$495.65
HI SIGN						Total Check Amount: \$495.65
V25052	JAMES LEE HOWE	07/14/2017	5953	110404145	ADULT GOLD SWING	\$40.00
		07/14/2017	5953	110404145	JR GOLF	\$320.00
JAMES LEE HOWE						Total Check Amount: \$360.00
V25053	HUNTINGTON COURT REPORTS&TRANSCRIP.	07/14/2017	18131	110212122	TRNSCRPTN 6/1-6/15/17	\$495.36
HUNTINGTON COURT REPORTS&TRANSCRIP.						Total Check Amount: \$495.36
V25054	IMPERIAL SPRINKLER SUPPLY	07/14/2017	24260	110515143	IRRIGATION PARTS	\$207.62
		07/14/2017	24260	110515144	IRRIGATION PARTS	\$134.90
		07/14/2017	24260	360515145	IRRIGATION PARTS/PUMP	\$399.76
IMPERIAL SPRINKLER SUPPLY						Total Check Amount: \$742.28
V25055	INK LINK INC	07/14/2017	22423	110404215	FITNESS BANNER STAND	\$159.31
		07/14/2017	22423	110404215	FITNESS OUTDOOR SIGNS	\$387.90
INK LINK INC						Total Check Amount: \$547.21
V25056	JACKSON'S AUTO SUPPLY	07/14/2017	1143	110515125	PAINT @ DT PS #2	\$5.82
		07/14/2017	1143	420515131	GREASE GUN	\$26.93
		07/14/2017	1143	480515161	AUTO SUPPLIES	\$2,909.89
JACKSON'S AUTO SUPPLY						Total Check Amount: \$2,942.64
V25057	MICHAEL JAMES	07/14/2017	24674	950000000	ILJAOC:MJ MLG JAN-JUN	\$790.73
		07/14/2017	24674	950000000	REIMB HP PAPER	\$6.99
MICHAEL JAMES						Total Check Amount: \$797.72
V25058	MICHAEL JOHNSON	07/14/2017	26058	460141474	MILEAGE JUNE 2017	\$222.56
MICHAEL JOHNSON						Total Check Amount: \$222.56
V25059	JOHNSTONE SUPPLY	07/14/2017	4788	490515151	MINI-SPLIT HEAT PUMP	\$1,523.19
JOHNSTONE SUPPLY						Total Check Amount: \$1,523.19
V25060	BRITTANY KELLEY	07/14/2017	25530	110404215	PERSONAL TRAINER BCC	\$97.00
BRITTANY KELLEY						Total Check Amount: \$97.00
V25061	KAREN KIESS	07/14/2017	21414	110404215	CYCLE/BODY PUMP	\$96.00
KAREN KIESS						Total Check Amount: \$96.00
V25062	MARSHALL KING	07/14/2017	20807	110404215	PERSONAL TRAINER BCC	\$426.00
MARSHALL KING						Total Check Amount: \$426.00
V25063	FRANCESCO LA TORRE	07/14/2017	24398	110404521	MILEAGE JUNE 2017	\$34.24

City Check Register for: Jul 14, 2017

Check #	Vendor Name	Check Date	Vendor #	Budget Unit	Description	Amount
FRANCESCO LA TORRE						Total Check Amount: \$34.24
V25064	DOLLY LAI	07/14/2017	18084	110404215	YOGA	\$120.00
DOLLY LAI						Total Check Amount: \$120.00
V25065	RENEE F. LAVACOT	07/14/2017	6754	110404215	ZUMBA	\$300.00
RENEE F. LAVACOT						Total Check Amount: \$300.00
V25066	YASMIN LEJARDE	07/14/2017	25558	110404215	U-JAM	\$25.00
YASMIN LEJARDE						Total Check Amount: \$25.00
V25067	LINCOLN AQUATICS	07/14/2017	17902	110404422	PLUNGE EQUIPMENT	\$187.54
		07/14/2017	17902	490515151	PLUNGE MATERIAL	\$337.76
LINCOLN AQUATICS						Total Check Amount: \$525.30
V25068	LOS ANGELES ENGINEERING, INC.	07/14/2017	26670	510707873	TRACKS @BREA S6 JUN17	\$173,727.45
LOS ANGELES ENGINEERING, INC.						Total Check Amount: \$173,727.45
V25069	TANYA LOSCUTOFF	07/14/2017	22092	110404215	BOOT CAMP	\$78.00
		07/14/2017	22092	110404215	CYCLE SMPL/SUPR SCLPT	\$150.00
		07/14/2017	22092	110404215	PERSONAL TRAINER BCC	\$553.00
		07/14/2017	22092	110404215	POWER TRAINING CLUB	\$275.00
TANYA LOSCUTOFF						Total Check Amount: \$1,056.00
V25070	LUCAS BUILDERS, INC.	07/14/2017	26671	510707873	TRACKS S2/S3 RR MAY17	\$391,628.22
LUCAS BUILDERS, INC.						Total Check Amount: \$391,628.22
V25071	MICAH MACIAS	07/14/2017	26340	110404215	ADMIN BECKMAN	\$476.00
		07/14/2017	26340	110404215	CIRCUIT SPORT	\$260.00
		07/14/2017	26340	110404215	PERSONAL TRAINER BCC	\$424.00
MICAH MACIAS						Total Check Amount: \$1,160.00
V25072	PEDRO MACUIL	07/14/2017	6714	460141474	MILEAGE JUNE 2017	\$112.28
		07/14/2017	6714	460141474	MILEAGE MAY 2017	\$238.67
PEDRO MACUIL						Total Check Amount: \$350.95
V25073	JENNIFER MANZELLA	07/14/2017	23036	950000000	ILJAOC:JM MLG JAN-JUN	\$86.88
JENNIFER MANZELLA						Total Check Amount: \$86.88
V25074	KRIS MARUMOTO	07/14/2017	17803	110404215	YOGA	\$429.00
KRIS MARUMOTO						Total Check Amount: \$429.00
V25075	ANDREA MCGRANAHAN	07/14/2017	26046	110404215	BECKMAN FITNESS	\$130.00
		07/14/2017	26046	110404215	CLASS INSTRUCTOR BCC	\$500.00
		07/14/2017	26046	110404215	PERSONAL TRAINER BCC	\$274.47
ANDREA MCGRANAHAN						Total Check Amount: \$904.47
V25076	METRO CITIES FIRE AUTHORITY	07/14/2017	23145	110222211	PAGERS APR-JUN17	\$122.72
METRO CITIES FIRE AUTHORITY						Total Check Amount: \$122.72
V25077	MISSION AIRE CORPORATION	07/14/2017	21602	490515151	SERVICE CALL ON RAY-PAK	\$440.00
MISSION AIRE CORPORATION						Total Check Amount: \$440.00
V25078	JENNIFER MONZON-SCROFINI	07/14/2017	20158	110404215	CLASS INSTRUCTOR BCC	\$300.00

City Check Register for: Jul 14, 2017

Check #	Vendor Name	Check Date	Vendor #	Budget Unit	Description	Amount
V25078	JENNIFER MONZON-SCROFINI	07/14/2017	20158	110404215	THE WEEKEND WARRIOR	\$235.00
JENNIFER MONZON-SCROFINI					Total Check Amount:	\$535.00
V25079	NATASHA MOORE	07/14/2017	10711	110404215	BODY PUMP	\$72.00
NATASHA MOORE					Total Check Amount:	\$72.00
V25080	NICKEY PETROLEUM CO., INC.	07/14/2017	6667	420515131	TURBINE OIL & GREASE	\$164.32
NICKEY PETROLEUM CO., INC.					Total Check Amount:	\$164.32
V25082	ONWARD ENGINEERING	07/14/2017	22106	110000000	CENTRL PRK VILL MAY17	\$220.00
		07/14/2017	22106	110000000	MISC PW PERMITS MAY17	\$80.00
		07/14/2017	22106	110000000	PERMIT 162 AT&T MAY17	\$40.00
		07/14/2017	22106	110000000	PERMIT 163 AT&T MAY17	\$40.00
		07/14/2017	22106	110000000	PERMIT 164 AT&T MAY17	\$40.00
		07/14/2017	22106	110000000	PERMIT 165 AT&T MAY17	\$40.00
		07/14/2017	22106	110000000	PERMIT 166 AT&T MAY17	\$60.00
		07/14/2017	22106	110000000	PERMIT 167 TWC MAY17	\$60.00
		07/14/2017	22106	110000000	PERMIT 168 TWC MAY17	\$160.00
		07/14/2017	22106	110000000	PERMIT 169 TWC MAY17	\$200.00
		07/14/2017	22106	110000000	PERMIT 170 AT&T MAY17	\$80.00
		07/14/2017	22106	110000000	PERMIT 171 TWC MAY17	\$160.00
		07/14/2017	22106	110000000	PERMIT 174 AT&T MAY17	\$80.00
		07/14/2017	22106	110000000	PERMIT 175 AT&T MAY17	\$120.00
		07/14/2017	22106	110000000	PERMIT WALMART MAY17	\$40.00
		07/14/2017	22106	110000000	PERMIT:1295 LAMBERT	\$280.00
		07/14/2017	22106	110000000	PERMIT:LA FLOR PA 1&2	\$4,080.00
		07/14/2017	22106	110000000	PERMIT:LA FLOR PA 12B	\$2,640.00
		07/14/2017	22106	110000000	PW PERMIT:BOFA MAY17	\$440.00
		07/14/2017	22106	110000000	PW PERMIT:BRISTOL IND	\$40.00
		07/14/2017	22106	110000000	PW PERMIT:LA FLOR PA1	\$160.00
		07/14/2017	22106	110515171	MISC PW PERMITS MAY17	\$4,200.00
		07/14/2017	22106	510707452	GLNBRK WATRLINE MAY17	\$11,340.00
		07/14/2017	22106	510707621	RNDLPH SWR MAIN REPL	\$40.00
		07/14/2017	22106	510707873	TRACKS S2/S3 RR/PLAZA	\$12,160.00
		07/14/2017	22106	510707903	139-1 SUPRBLOCK MAY17	\$2,440.00
ONWARD ENGINEERING					Total Check Amount:	\$39,240.00
V25083	ORANGE COUNTY UNITED WAY	07/14/2017	3451	110	DED:5005 UNITED WAY	\$47.40
ORANGE COUNTY UNITED WAY					Total Check Amount:	\$47.40
V25084	PARACLETE FIRE AND SAFETY, INC.	07/14/2017	17760	490515151	INSP:FIRE EXTNGUISHRS	\$777.19
PARACLETE FIRE AND SAFETY, INC.					Total Check Amount:	\$777.19
V25085	PIERRE PASA	07/14/2017	11096	110404215	CARDIO KICK	\$248.00

City Check Register for: Jul 14, 2017

Check #	Vendor Name	Check Date	Vendor #	Budget Unit	Description	Amount
PIERRE PASA						Total Check Amount: \$248.00
V25086	HERMAN PERDOMO JR,	07/14/2017	20265	110404215	BODY PUMP	\$100.00
HERMAN PERDOMO JR,						Total Check Amount: \$100.00
V25087	IRACEMA PERDOMO	07/14/2017	14135	110404215	BECKMAN FITNESS	\$25.00
		07/14/2017	14135	110404215	BODY PUMP	\$150.00
IRACEMA PERDOMO						Total Check Amount: \$175.00
V25088	PLAY-WELL TEKNOLOGIES	07/14/2017	20917	110404214	JEDI MASTER ENGG:LEGO	\$1,312.35
PLAY-WELL TEKNOLOGIES						Total Check Amount: \$1,312.35
V25089	ANILEECE PUGMIRE	07/14/2017	26223	110404215	MASSAGE THERAPIST BCC	\$427.50
ANILEECE PUGMIRE						Total Check Amount: \$427.50
V25090	READWRITE EDUCATIONAL, INC.	07/14/2017	3444	110404145	READING DEVELOPMENT	\$100.00
READWRITE EDUCATIONAL, INC.						Total Check Amount: \$100.00
V25091	BRANDICE ROGERS	07/14/2017	26780	110404215	CIRCUIT SPORT	\$115.00
BRANDICE ROGERS						Total Check Amount: \$115.00
V25092	VINCENT SANCHEZ	07/14/2017	26162	460141474	MILEAGE JUNE 2017	\$525.37
VINCENT SANCHEZ						Total Check Amount: \$525.37
V25093	JOSHUA SAZDANOFF	07/14/2017	21272	110404215	PERSONAL TRAINER BCC	\$216.00
JOSHUA SAZDANOFF						Total Check Amount: \$216.00
V25094	BRANDON SCHMIDT	07/14/2017	26748	110212111	BREATH TEST TRAINING	\$14.18
BRANDON SCHMIDT						Total Check Amount: \$14.18
V25095	BRANDI SCHUMACHER	07/14/2017	26514	110404215	YOGA @ BECKMAN	\$130.00
BRANDI SCHUMACHER						Total Check Amount: \$130.00
V25096	HEIDE SHAKERI	07/14/2017	11756	110404215	LOW IMPACT	\$120.00
HEIDE SHAKERI						Total Check Amount: \$120.00
V25097	ISMAEL O SILVA	07/14/2017	24370	110404215	ZUMBA	\$300.00
		07/14/2017	24370	110404215	ZUMBA @ BECKMAN	\$60.00
ISMAEL O SILVA						Total Check Amount: \$360.00
V25098	SMART & FINAL	07/14/2017	3269	110404425	TINY TOTS SUPPLIES	\$89.52
SMART & FINAL						Total Check Amount: \$89.52
V25099	SO CALIFORNIA ACADEMY OF MUSIC	07/14/2017	19969	110404214	PIANO/KEYBOARDING	\$145.75
SO CALIFORNIA ACADEMY OF MUSIC						Total Check Amount: \$145.75
V25100	WHITNEY SOLENBERGER	07/14/2017	26744	110404215	YOGA @ BECKMAN	\$92.00
WHITNEY SOLENBERGER						Total Check Amount: \$92.00
V25101	STAPLES TECHNOLOGY SOLUTIONS	07/14/2017	22888	110111151	TONER	\$193.42
		07/14/2017	22888	110141471	TONER	\$139.54
STAPLES TECHNOLOGY SOLUTIONS						Total Check Amount: \$332.96
V25102	STOVER SEED COMPANY	07/14/2017	15803	110515144	GRASS SEED	\$2,424.38
STOVER SEED COMPANY						Total Check Amount: \$2,424.38
V25103	SUPERION, LLC	07/14/2017	26879	110141431	FINPLUS TIMESHT TRNG	\$640.00

City Check Register for: Jul 14, 2017

Check #	Vendor Name	Check Date	Vendor #	Budget Unit	Description	Amount
SUPERION, LLC						Total Check Amount: \$640.00
V25104	SWAGIT PRODUCTIONS LLC	07/14/2017	24078	475141471	AGNDAQUICK ANNUAL LIC	\$5,800.00
		07/14/2017	24078	475141471	VIDEO STREAMING SVCS	\$11,400.00
SWAGIT PRODUCTIONS LLC						Total Check Amount: \$17,200.00
V25105	THOMSON REUTERS - WEST	07/14/2017	22020	110111112	MAY-JUN SUBSCR CHGS	\$94.00
		07/14/2017	22020	110111112	SUBSCR PROD:CA CODES	\$577.60
THOMSON REUTERS - WEST						Total Check Amount: \$671.60
V25106	TOTAL ADMINISTRATIVE SERVICE CORP.	07/14/2017	26017	110	DED:808B FSA DEPCAR	\$1,652.49
		07/14/2017	26017	110	DED:808C FSA UR MED	\$4,880.38
TOTAL ADMINISTRATIVE SERVICE CORP.						Total Check Amount: \$6,532.87
V25107	TRIMAX SYSTEMS INC	07/14/2017	24557	420515131	TELEMETRY/SCADA JUN17	\$1,920.00
		07/14/2017	24557	420515131	TRBLSHT BERRYSTN PUMP	\$480.00
TRIMAX SYSTEMS INC						Total Check Amount: \$2,400.00
V25108	TRINITY SOUND COMPANY	07/14/2017	11364	110404542	SOUND:7/12 CONCERT	\$798.00
TRINITY SOUND COMPANY						Total Check Amount: \$798.00
V25109	LETICIA TRUJILLO	07/14/2017	22054	110404215	SILVR SNKERS/BODY PMP	\$72.00
LETICIA TRUJILLO						Total Check Amount: \$72.00
V25110	EDEN TURNER	07/14/2017	21951	110404215	BODY PUMP	\$240.00
EDEN TURNER						Total Check Amount: \$240.00
V25111	SEONAG TURNER	07/14/2017	20291	110404215	PERSONAL TRAINER BCC	\$870.00
SEONAG TURNER						Total Check Amount: \$870.00
V25112	UNDERGROUND SERVICE ALERT/SC	07/14/2017	4537	420515131	UNDERGRND TCKTS JUN17	\$166.50
UNDERGROUND SERVICE ALERT/SC						Total Check Amount: \$166.50
V25113	JUANA VENTURA	07/14/2017	17752	110404215	CYCLE	\$100.00
		07/14/2017	17752	110404215	CYCLE @ BECKMAN	\$182.00
JUANA VENTURA						Total Check Amount: \$282.00
V25114	VORTEX	07/14/2017	15007	490515151	DOOR REPAIR @ CCC	\$1,288.69
		07/14/2017	15007	490515151	FS3 BAY DOOR REPAIR	\$485.00
		07/14/2017	15007	490515151	GATE REPAIR @ FS 2	\$607.80
		07/14/2017	15007	490515151	INSTALL DOOR HARDWARE	\$1,985.70
VORTEX						Total Check Amount: \$4,367.19
V25115	WALTERS WHOLESALE ELECTRIC	07/14/2017	1667	490515151	ELECTRICAL REPAIR:CCC	\$51.22
WALTERS WHOLESALE ELECTRIC						Total Check Amount: \$51.22
V25116	LINDA WATSON	07/14/2017	11871	110404215	YOGA	\$300.00
LINDA WATSON						Total Check Amount: \$300.00
V25117	CHRISTINE WHITE	07/14/2017	18977	110222211	MILEAGE APR-JUNE 2017	\$16.05
CHRISTINE WHITE						Total Check Amount: \$16.05
V25118	WILLDAN ENGINEERING	07/14/2017	12445	110515171	CITY TFC ENGG 4/28/17	\$9,187.20
		07/14/2017	12445	110515171	CITY TFC ENGG 5/26/17	\$1,905.00

City Check Register for: Jul 14, 2017

Check #	Vendor Name	Check Date	Vendor #	Budget Unit	Description	Amount
V25118	WILLDAN ENGINEERING	07/14/2017	12445	110515171	EMERG CMS DESIGN 5/26	\$2,873.61
		07/14/2017	12445	110515171	GEN TRFC ENG 4/28/17	\$330.00
		07/14/2017	12445	510515171	CITY TFC ENGG 4/28/17	\$1,372.80
		07/14/2017	12445	510515171	EMERG CMS DESIGN 5/26	\$429.39
WILLDAN ENGINEERING					Total Check Amount:	\$16,098.00
Voucher Subtotal						\$933,754.69
TOTAL						\$1,887,192.68

City Check Register for: Jul 21, 2017

Check #	Vendor Name	Check Date	Vendor #	Budget Unit	Description	Amount
175533	AVANTGARDE HOME FURNISHING	07/21/2017	26954	420000000	CLOSED WATER ACCOUNT	\$6.92
AVANTGARDE HOME FURNISHING					Total Check Amount:	\$6.92
175534	THE BANK OF NEW YORK MELLON	07/21/2017	16062	930000000	CTRL ACCT APR-JUN17	\$1,939.06
THE BANK OF NEW YORK MELLON					Total Check Amount:	\$1,939.06
175535	BREA LIONS SCOUT CENTER FOUNDATION	07/21/2017	14911	110404421	COUNTRY FAIR RR USE	\$250.00
BREA LIONS SCOUT CENTER FOUNDATION					Total Check Amount:	\$250.00
175536	BREA SISTER CITY ASSOCIATION	07/21/2017	11278	110111111	FY 17/18 STIPEND	\$4,000.00
BREA SISTER CITY ASSOCIATION					Total Check Amount:	\$4,000.00
175537	KRISTEN BRITT	07/21/2017	26967	110	REFUND:YOUTH BASEBALL	\$70.00
KRISTEN BRITT					Total Check Amount:	\$70.00
175538	ANNELYNN CAJAYON	07/21/2017	26956	420000000	CLOSED WATER ACCOUNT	\$24.85
ANNELYNN CAJAYON					Total Check Amount:	\$24.85
175539	CALIFORNIA DENTAL NETWORK INC.	07/21/2017	15634	110	DENTAL AUG 2017	\$236.00
		07/21/2017	15634	110141481	DENTAL ADM AUG 2017	\$10.00
CALIFORNIA DENTAL NETWORK INC.					Total Check Amount:	\$246.00
175540	CALIFORNIA NEWSPAPER PARTNERSHIP	07/21/2017	26287	110000000	LEGAL NOTICES JUN17	\$342.00
CALIFORNIA NEWSPAPER PARTNERSHIP					Total Check Amount:	\$342.00
175541	CALIFORNIA YELLOW CAB	07/21/2017	24712	110404525	SR CTR TAXI RIDES MAY	\$134.00
CALIFORNIA YELLOW CAB					Total Check Amount:	\$134.00
175542	CARMAX AGENT	07/21/2017	26963	110000000	CITATION REFUND	\$41.00
CARMAX AGENT					Total Check Amount:	\$41.00
175543	JAMES CHAMBERS	07/21/2017	26959	110	MEMB CANC DEC14-NOV16	\$348.00
		07/21/2017	26959	110	MEMB CANC DEC16-MAY17	\$87.00
JAMES CHAMBERS					Total Check Amount:	\$435.00
175544	CHARLES TAN & ASSOCIATES, INC.	07/21/2017	26706	110000000	PLAN CHK SVCS TO 6/27	\$200.00
		07/21/2017	26706	110000000	PLAN CHK SVCS TO 6/30	\$200.00
		07/21/2017	26706	110000000	PLAN REVIEW TO 6/15	\$800.00
CHARLES TAN & ASSOCIATES, INC.					Total Check Amount:	\$1,200.00
175545	CITY OF ANAHEIM	07/21/2017	4908	110222211	OCCHMERA CONT FY17/18	\$6,520.18
CITY OF ANAHEIM					Total Check Amount:	\$6,520.18
175546	CITY OF ANAHEIM	07/21/2017	4908	110222211	METRO CITIES 17/18 Q1	\$98,740.06
CITY OF ANAHEIM					Total Check Amount:	\$98,740.06
175547	COUNTY OF ORANGE	07/21/2017	4799	110212122	LAFCO COSTS FY 17/18	\$6,162.47
COUNTY OF ORANGE					Total Check Amount:	\$6,162.47
175548	MICHAEL CRANDALL	07/21/2017	26968	110	CREDIT:WEDDING PERMIT	\$500.00
MICHAEL CRANDALL					Total Check Amount:	\$500.00
175549	CSG CONSULTANTS	07/21/2017	25540	110000000	BLDG PLAN SVCS MAY17	\$85.00
CSG CONSULTANTS					Total Check Amount:	\$85.00
175550	CYBERSOURCE CORPORATION	07/21/2017	25266	110404542	BOX OFFCE CC PROC MAY	\$20.00

City Check Register for: Jul 21, 2017

Check #	Vendor Name	Check Date	Vendor #	Budget Unit	Description	Amount
CYBERSOURCE CORPORATION					Total Check Amount:	\$20.00
175551	TROY DAVIS	07/21/2017	26953	420000000	CLOSED WATER ACCOUNT	\$76.55
TROY DAVIS					Total Check Amount:	\$76.55
175552	DEPARTMENT OF JUSTICE	07/21/2017	13406	110141481	CHLD ABSE INDEX JUN17	\$195.00
		07/21/2017	13406	110141481	FED LVL VLNTR JUN17	\$45.00
		07/21/2017	13406	110141481	FINGERPRINT FBI JUN17	\$272.00
		07/21/2017	13406	110141481	FINGERPRNT APPS JUN17	\$992.00
		07/21/2017	13406	110141481	PEACE OFFICER JUN17	\$247.00
DEPARTMENT OF JUSTICE					Total Check Amount:	\$1,751.00
175553	EDUTAINMENT ARTS	07/21/2017	20873	110404214	TOP JR CHEF SUMMER 17	\$2,895.75
EDUTAINMENT ARTS					Total Check Amount:	\$2,895.75
175554	FIRE SERVICE SPECIFICATION & SUPPLY	07/21/2017	14203	110222221	REPAIR:RESCUE TOOLS	\$3,442.36
FIRE SERVICE SPECIFICATION & SUPPLY					Total Check Amount:	\$3,442.36
175555	FRONTIER COMMUNICATIONS	07/21/2017	26183	420515131	562 1821083 7/7-8/6	\$62.18
FRONTIER COMMUNICATIONS					Total Check Amount:	\$62.18
175556	DAVID GARCIA	07/21/2017	26964	110000000	REFND:VEH RELEASE FEE	\$110.00
DAVID GARCIA					Total Check Amount:	\$110.00
175557	THE GAS COMPANY	07/21/2017	3749	490515151	GAS JUN/JUL 2017	\$970.33
		07/21/2017	3749	490515151	GAS MAY/JUN 2017	\$152.11
THE GAS COMPANY					Total Check Amount:	\$1,122.44
175558	GIBSON TRANSPORTATION CONSULTING	07/21/2017	22903	110000000	HINES BREAPL PKG STDY	\$2,743.75
GIBSON TRANSPORTATION CONSULTING					Total Check Amount:	\$2,743.75
175559	HARRINGTON GEOTECHNICAL ENG.INC.	07/21/2017	15251	510707903	TESTS:SPRBLK PRKG MAY	\$8,189.00
HARRINGTON GEOTECHNICAL ENG.INC.					Total Check Amount:	\$8,189.00
175560	IBM CORPORATION	07/21/2017	24540	950000000	ILJAOC 17/18 SW SUPP	\$35,630.96
		07/21/2017	24540	950000000	ILJAOC DTASRC APR-JUN	\$28,108.09
		07/21/2017	24540	950000000	ILJAOC SRMA APR-JUN17	\$1,151.49
IBM CORPORATION					Total Check Amount:	\$64,890.54
175561	CANDIS IM	07/21/2017	26955	420000000	CLOSED WATER ACCOUNT	\$59.69
CANDIS IM					Total Check Amount:	\$59.69
175562	JACQUELINE M. JONES	07/21/2017	26960	110000000	CITATION REFUND	\$38.00
JACQUELINE M. JONES					Total Check Amount:	\$38.00
175563	KABBARA ENGINEERING	07/21/2017	23694	510707310	TAMRCK/CNTRL 5/1-6/15	\$2,785.00
KABBARA ENGINEERING					Total Check Amount:	\$2,785.00
175564	KEMPER SERVICES GROUP	07/21/2017	26880	470141483	D021178CA17SETTLEMENT	\$15,492.05
KEMPER SERVICES GROUP					Total Check Amount:	\$15,492.05
175565	DANIEL KIM	07/21/2017	26966	110	REFUND:WRITER'S ACAD	\$115.00
DANIEL KIM					Total Check Amount:	\$115.00
175566	LANGUAGE LINE SERVICES	07/21/2017	19704	110212133	OTP INTERPRETATION	\$61.10

City Check Register for: Jul 21, 2017

Check #	Vendor Name	Check Date	Vendor #	Budget Unit	Description	Amount
LANGUAGE LINE SERVICES					Total Check Amount:	\$61.10
175567	DENNIS LARSEN	07/21/2017	26962	110000000	CITATION REFUND	\$46.00
DENNIS LARSEN					Total Check Amount:	\$46.00
175568	ROBERT LASTRA	07/21/2017	26938	110	REFUND:DAY CAMP	\$600.00
ROBERT LASTRA					Total Check Amount:	\$600.00
175569	ALEX LEE	07/21/2017	26961	110000000	CITATION REFUND	\$51.00
ALEX LEE					Total Check Amount:	\$51.00
175570	LIFE-ASSIST, INC.	07/21/2017	10530	110222222	PARAMEDIC SUPPLIES	\$3,019.12
LIFE-ASSIST, INC.					Total Check Amount:	\$3,019.12
175571	MOORE IACOFANO GOLTSMAN, INC	07/21/2017	24149	110323212	PROF SVCS MAY 2017	\$26,100.00
MOORE IACOFANO GOLTSMAN, INC					Total Check Amount:	\$26,100.00
175572	MUSIC THEATRE INTERNATIONAL	07/21/2017	1321	110404542	037818 LITTLE MERMAID	\$6,720.00
MUSIC THEATRE INTERNATIONAL					Total Check Amount:	\$6,720.00
175573	NBS GOVERNMENT FINANCE GROUP	07/21/2017	26031	110222231	COST ALLOC PLAN JUN17	\$75.00
		07/21/2017	26031	110323231	COST ALLOC PLAN JUN17	\$75.00
		07/21/2017	26031	110323241	COST ALLOC PLAN JUN17	\$75.00
		07/21/2017	26031	110515171	COST ALLOC PLAN JUN17	\$75.00
NBS GOVERNMENT FINANCE GROUP					Total Check Amount:	\$300.00
175574	CARL ERIC NELSON	07/21/2017	26862	110404542	YATCHTY BYNATURE 7/19	\$1,100.00
CARL ERIC NELSON					Total Check Amount:	\$1,100.00
175575	ANNETTE NIELSON	07/21/2017	26965	110	REFUND:LITTLE MERMAID	\$165.00
ANNETTE NIELSON					Total Check Amount:	\$165.00
175576	NINYO & MOORE	07/21/2017	22134	510707873	TRACKS S4 MAY17	\$1,918.00
NINYO & MOORE					Total Check Amount:	\$1,918.00
175577	ORANGE COUNTY FIRE AUTHORITY	07/21/2017	6566	110222223	FY17/18 AVL AGREEMENT	\$1,096.79
ORANGE COUNTY FIRE AUTHORITY					Total Check Amount:	\$1,096.79
175578	ORANGE COUNTY SHERIFF'S DEPT	07/21/2017	6542	110212111	SUPERVISORY COURSE	\$134.00
ORANGE COUNTY SHERIFF'S DEPT					Total Check Amount:	\$134.00
175579	ORANGE COUNTY SHERIFF'S DEPT	07/21/2017	6542	110212111	FIELD TRNG OFFCER UPD	\$55.00
ORANGE COUNTY SHERIFF'S DEPT					Total Check Amount:	\$55.00
175580	OVERLAND PACIFIC & CUTLER, INC.	07/21/2017	15409	510707310	CENTRAL/TAMARCK MAY17	\$1,931.25
		07/21/2017	15409	510707922	AROVISTA PARK MAY17	\$386.25
OVERLAND PACIFIC & CUTLER, INC.					Total Check Amount:	\$2,317.50
175581	PETTY CASH CUSTODIAN	07/21/2017	23851	110	PETTY CASH REPL 6/30	\$241.84
PETTY CASH CUSTODIAN					Total Check Amount:	\$241.84
175582	PUBLIC SURPLUS/THE PUBLIC GROUP	07/21/2017	18564	110000000	SURPLUS 7% CHG JUN17	\$5.29
PUBLIC SURPLUS/THE PUBLIC GROUP					Total Check Amount:	\$5.29
175583	RIVERSIDE COUNTY SHERIFF'S DEPT	07/21/2017	10660	110212111	FIREARMS INSTR COURSE	\$312.00
RIVERSIDE COUNTY SHERIFF'S DEPT					Total Check Amount:	\$312.00

City Check Register for: Jul 21, 2017

Check #	Vendor Name	Check Date	Vendor #	Budget Unit	Description	Amount
175584	CLARE SAMANI	07/21/2017	26958	110	MICA EXHIBITION SALES	\$210.00
CLARE SAMANI					Total Check Amount:	\$210.00
175585	SUSAN SAXE-CLIFFORD, PH.D.	07/21/2017	22693	110141481	FF EVALUATIONS (3)	\$1,200.00
SUSAN SAXE-CLIFFORD, PH.D.					Total Check Amount:	\$1,200.00
175586	SC DEVELOPMENT	07/21/2017	26952	420000000	CLOSED WATER ACCOUNT	\$1,619.17
SC DEVELOPMENT					Total Check Amount:	\$1,619.17
175587	SECRETARY OF STATE	07/21/2017	16229	110111161	2017 FACTS/ROSTERS	\$7.00
SECRETARY OF STATE					Total Check Amount:	\$7.00
175588	SILVERLAKE CONSERVATION, LLC	07/21/2017	19767	343515112	EAGLE STATUE CLNG/RPR	\$8,500.00
SILVERLAKE CONSERVATION, LLC					Total Check Amount:	\$8,500.00
175589	WILLIAM H. SNOWMAN	07/21/2017	26957	110	MICA EXHIBITION SALES	\$472.50
WILLIAM H. SNOWMAN					Total Check Amount:	\$472.50
175590	SOCIAL SOLUTIONS GLOBAL, INC.	07/21/2017	26322	110404523	COUNSELING PGRM SFTWR	\$1,512.50
SOCIAL SOLUTIONS GLOBAL, INC.					Total Check Amount:	\$1,512.50
175591	ST JOSEPH HERITAGE HEALTHCARE	07/21/2017	10952	110141481	HR MED SVCS JUNE 2017	\$1,969.00
		07/21/2017	10952	470141483	HR MED SVCS 05/08/17	\$160.72
		07/21/2017	10952	470141483	HR MED SVCS 05/11/17	\$87.92
ST JOSEPH HERITAGE HEALTHCARE					Total Check Amount:	\$2,217.64
175592	T.J. JANCA CONSTRUCTION, INC.	07/21/2017	26911	181404250	RMV/REPL PLYGRND RUBR	\$14,825.41
T.J. JANCA CONSTRUCTION, INC.					Total Check Amount:	\$14,825.41
175593	TRUEFORM RUNNER	07/21/2017	26900	110	ENDURO 2.0 TREADMILL	(\$418.15)
		07/21/2017	26900	110222223	ENDURO 2.0 TREADMILL	\$6,432.67
TRUEFORM RUNNER					Total Check Amount:	\$6,014.52
175594	VECCHIO REAL ESTATE	07/21/2017	26775	420000000	CLOSED WATER ACCOUNT	\$67.49
VECCHIO REAL ESTATE					Total Check Amount:	\$67.49
175595	VETERINARY PET INS. CO.	07/21/2017	20975	110	4436 PET INS JUN 2017	\$347.04
VETERINARY PET INS. CO.					Total Check Amount:	\$347.04
175596	VILLAGE NURSERIES	07/21/2017	7110	110141411	STOP PAYMENT FEE	(\$12.00)
		07/21/2017	7110	110515125	PLNTS:BREA BL PLANTER	\$197.83
VILLAGE NURSERIES					Total Check Amount:	\$185.83
175597	XEROX CORPORATION	07/21/2017	3349	110141441	COLOR COPY MACH JUN17	\$309.35
		07/21/2017	3349	110141441	ENV LBL SOFTWARE JUN17	\$288.50
		07/21/2017	3349	110141441	SOFTWARE MAINT JUN17	\$108.00
		07/21/2017	3349	110141441	SRVR/MNTR EAST JUN17	\$275.95
		07/21/2017	3349	110141441	SRVR/MNTR WEST JUN17	\$275.95
XEROX CORPORATION					Total Check Amount:	\$1,257.75
175598	ZERO WASTE USA INC.	07/21/2017	22125	110515144	DOG WASTE TRASH LINERS	\$80.79
		07/21/2017	22125	343515112	DOG WASTE BAGS	\$357.59
		07/21/2017	22125	360515145	DOG WASTE TRASH LINERS	\$80.80

City Check Register for: Jul 21, 2017

Check #	Vendor Name	Check Date	Vendor #	Budget Unit	Description	Amount
175598	ZERO WASTE USA INC.	07/21/2017	22125	360515147	DOG WASTE TRASH LINERS	\$161.58
ZERO WASTE USA INC.					Total Check Amount:	\$680.76
Check Subtotal						\$307,850.10
V25119	ABBA TERMITE & PEST CONTROL	07/21/2017	15614	110515141	BEE HIVE REMOVAL	\$490.00
ABBA TERMITE & PEST CONTROL					Total Check Amount:	\$490.00
V25120	ALBERT GROVER & ASSOCIATES	07/21/2017	23588	510707709	BIRCH ST TSSP APR17	\$15,595.00
		07/21/2017	23588	510707709	BIRCH ST TSSP MAY17	\$43,288.66
ALBERT GROVER & ASSOCIATES					Total Check Amount:	\$58,883.66
V25121	ARC DOCUMENT SOLUTIONS	07/21/2017	23645	510707936	BCC PLAN COPIES	\$134.77
ARC DOCUMENT SOLUTIONS					Total Check Amount:	\$134.77
V25122	BCT ENTERTAINMENT	07/21/2017	26917	110404542	SOUND EQUIPMENT	\$500.00
BCT ENTERTAINMENT					Total Check Amount:	\$500.00
V25123	CHRISTINE BOATNER	07/21/2017	18460	110404215	CLASS INSTRUCTOR BCC	\$175.00
CHRISTINE BOATNER					Total Check Amount:	\$175.00
V25124	BREA KOREA SISTER CITY ASSOC	07/21/2017	23758	110111111	FY 17/18 STIPEND	\$2,000.00
BREA KOREA SISTER CITY ASSOC					Total Check Amount:	\$2,000.00
V25125	KATHY A BREAUX	07/21/2017	5320	110404214	MSTRPCS:PNCLS/PASTELS	\$67.50
KATHY A BREAUX					Total Check Amount:	\$67.50
V25126	BUCKNAM INFRASTRUCTURE GROUP, INC	07/21/2017	23775	110515121	2017 PMP UPDATE	\$780.00
BUCKNAM INFRASTRUCTURE GROUP, INC					Total Check Amount:	\$780.00
V25127	CALIFORNIA DOMESTIC WATER CO	07/21/2017	3388	420515131	WATER CONS JUNE 2017	\$122,570.24
CALIFORNIA DOMESTIC WATER CO					Total Check Amount:	\$122,570.24
V25128	CHANDLER ASSET MANAGEMENT, INC.	07/21/2017	4375	420141424	INV MGMT CITY JUN17	\$248.75
		07/21/2017	4375	630323219	INV MGMT SA JUN17	\$248.02
		07/21/2017	4375	875000000	INV MGMT CITY JUN17	\$59.25
		07/21/2017	4375	890000000	INV MGMT CITY JUN17	\$32.15
		07/21/2017	4375	930000000	INV MGMT CITY JUN17	\$4,521.88
CHANDLER ASSET MANAGEMENT, INC.					Total Check Amount:	\$5,110.05
V25129	CINTAS CORPORATION #640	07/21/2017	25884	110212131	UNIFORM SVC JUN 2017	\$106.50
		07/21/2017	25884	110515121	UNIFORM SVC JUN 2017	\$67.75
		07/21/2017	25884	110515125	UNIFORM SVC JUN 2017	\$74.95
		07/21/2017	25884	110515141	UNIFORM SVC JUN 2017	\$195.32
		07/21/2017	25884	110515143	UNIFORM SVC JUN 2017	\$232.61
		07/21/2017	25884	110515144	UNIFORM SVC JUN 2017	\$137.30
		07/21/2017	25884	360515145	UNIFORM SVC JUN 2017	\$279.28
		07/21/2017	25884	420515131	UNIFORM SVC JUN 2017	\$199.71
		07/21/2017	25884	430515123	UNIFORM SVC JUN 2017	\$85.40

City Check Register for: Jul 21, 2017

Check #	Vendor Name	Check Date	Vendor #	Budget Unit	Description	Amount
V25129	CINTAS CORPORATION #640	07/21/2017	25884	440515122	UNIFORM SVC JUN 2017	\$40.00
		07/21/2017	25884	480515161	UNIFORM SVC JUN 2017	\$253.83
		07/21/2017	25884	490515151	UNIFORM SVC JUN 2017	\$492.50
CINTAS CORPORATION #640					Total Check Amount:	\$2,165.15
V25130	CLUB SERVICES	07/21/2017	16963	110141481	EMPLOYEE GYM SERVICE	\$105.00
CLUB SERVICES					Total Check Amount:	\$105.00
V25131	COMPUTER PROTECTION TECHNOLOGY	07/21/2017	17263	110515125	PREV MAINT:UPS/BATT	\$805.00
		07/21/2017	17263	490515151	PREV MAINT:UPS/BATT	\$1,610.00
COMPUTER PROTECTION TECHNOLOGY					Total Check Amount:	\$2,415.00
V25132	CPS HR CONSULTING	07/21/2017	2971	110141481	CREDIT:ACCT CLK EXAM	(\$35.00)
		07/21/2017	2971	110141481	PD SGT WRITTEN EXAM	\$586.50
CPS HR CONSULTING					Total Check Amount:	\$551.50
V25133	DF POLYGRAPH	07/21/2017	22010	110141481	POLYGRAPH EXAMS JUN17	\$875.00
DF POLYGRAPH					Total Check Amount:	\$875.00
V25134	FILARSKY & WATT LLP	07/21/2017	2043	110141481	PROF SVCS JUNE 2017	\$210.00
FILARSKY & WATT LLP					Total Check Amount:	\$210.00
V25135	FUN WITH HORSES	07/21/2017	15171	110404145	HORSE FUN/FARM CLASS	\$862.50
FUN WITH HORSES					Total Check Amount:	\$862.50
V25136	GALLS/QUARTERMASTER	07/21/2017	16493	110222231	UNIFORMS	\$649.74
GALLS/QUARTERMASTER					Total Check Amount:	\$649.74
V25137	DON GOLDEN	07/21/2017	10729	110323242	INSP SVCS 6/23-7/6/17	\$10,583.50
DON GOLDEN					Total Check Amount:	\$10,583.50
V25138	KAREN E GREENO	07/21/2017	22361	110404214	KIDS LOVE MUSIC	\$234.00
KAREN E GREENO					Total Check Amount:	\$234.00
V25139	HALO BRANDED SOLUTIONS	07/21/2017	22408	110141481	PENS:ORAL BRD RATERS	\$325.02
HALO BRANDED SOLUTIONS					Total Check Amount:	\$325.02
V25140	HITECH SOFTWARE INC	07/21/2017	19937	110515125	CAR COUNT MAINT JUL17	\$920.00
HITECH SOFTWARE INC					Total Check Amount:	\$920.00
V25141	JAMES LEE HOWE	07/21/2017	5953	110404145	JR GOLF CAMP	\$160.00
JAMES LEE HOWE					Total Check Amount:	\$160.00
V25142	HUNTINGTON COURT REPORTS&TRANSCRIP.	07/21/2017	18131	110212122	TRNSCRPTN 6/16-6/30	\$645.48
HUNTINGTON COURT REPORTS&TRANSCRIP.					Total Check Amount:	\$645.48
V25143	INFOSEND, INC.	07/21/2017	19016	110404215	SUMMER FTNESS PROGRAM	\$55.48
		07/21/2017	19016	110404215	V24859 PD 6/23/17	(\$55.48)
		07/21/2017	19016	110404425	ENDLSS DAYS OF SUMMER	\$110.96
		07/21/2017	19016	420141421	WATER:MAY17 POSTAGE	\$4,182.42
		07/21/2017	19016	420141421	WATER:MAY17 PRNT/MAIL	\$1,523.99
		07/21/2017	19016	420515131	WATER RATE ADJUSTMENT	\$55.48

City Check Register for: Jul 21, 2017

Check #	Vendor Name	Check Date	Vendor #	Budget Unit	Description	Amount
INFOSEND, INC.					Total Check Amount:	\$5,872.85
V25144	JESSICA KAER	07/21/2017	25628	110212111	DNA EVIDNCE COLL TRNG	\$14.18
JESSICA KAER					Total Check Amount:	\$14.18
V25145	KEENAN & ASSOCIATES	07/21/2017	22439	470141483	2017 WC #7 CORRECTION	\$8,674.58
		07/21/2017	22439	470141483	2017 WORKERS' COMP #8	\$8,674.58
		07/21/2017	22439	470141483	WC #7 TO FY 17/18	(\$8,674.58)
KEENAN & ASSOCIATES					Total Check Amount:	\$8,674.58
V25146	TRAVIS KNABE	07/21/2017	25137	480515161	GAS:FEMT DEPLOYMENT	\$70.35
TRAVIS KNABE					Total Check Amount:	\$70.35
V25147	LAND CONCERN, LTD	07/21/2017	22942	360515147	DOG PARK PLAN DESIGN	\$1,200.00
LAND CONCERN, LTD					Total Check Amount:	\$1,200.00
V25148	SUSAN MARTIN	07/21/2017	23655	110404524	COUNSELNG SUPVN JUN17	\$1,540.00
SUSAN MARTIN					Total Check Amount:	\$1,540.00
V25149	MINCO CONSTRUCTION	07/21/2017	26211	110515141	ADA RAMP:SOCCER FIELD	\$3,500.00
		07/21/2017	26211	110515141	INSTALL CONCRETE @FS3	\$275.00
		07/21/2017	26211	181404250	CONCRETE:BCC TINYTOTS	\$3,081.25
		07/21/2017	26211	181404250	PUMP:BCC TINY TOTS	\$275.00
		07/21/2017	26211	490515151	INSTALL CONCRETE @FS3	\$357.00
MINCO CONSTRUCTION					Total Check Amount:	\$7,488.25
V25150	MUNICIPAL WATER DISTRICT	07/21/2017	3784	420515131	ANN RET SVC CONN 1718	\$152,677.00
MUNICIPAL WATER DISTRICT					Total Check Amount:	\$152,677.00
V25151	MUSICSTAR	07/21/2017	22084	110404214	SUMMER 2017 CLASSES	\$2,507.50
MUSICSTAR					Total Check Amount:	\$2,507.50
V25152	EDGAR PADILLA	07/21/2017	12386	110212111	ADV:SUPERVISORY CRSE	\$80.00
EDGAR PADILLA					Total Check Amount:	\$80.00
V25153	PARSONS TRANSPORTATION GROUP	07/21/2017	25626	510707251	LAMBERT/57 INT PP #16	\$178,728.94
PARSONS TRANSPORTATION GROUP					Total Check Amount:	\$178,728.94
V25154	SANDLER BROTHERS	07/21/2017	18004	110515141	RAGS	\$219.38
SANDLER BROTHERS					Total Check Amount:	\$219.38
V25155	SPECTRUM GAS PRODUCTS, INC.	07/21/2017	16060	110222222	OXYGEN	\$28.40
SPECTRUM GAS PRODUCTS, INC.					Total Check Amount:	\$28.40
V25156	SUPERIOR ALARM SYSTEMS	07/21/2017	11074	110404211	MONTORNG:BCC JUL-DEC	\$210.00
SUPERIOR ALARM SYSTEMS					Total Check Amount:	\$210.00
V25157	TENNIS ANYONE ACADEMY	07/21/2017	12688	110404145	TENNIS:SUMMER CLASSES	\$1,962.00
TENNIS ANYONE ACADEMY					Total Check Amount:	\$1,962.00
V25158	TRINITY SOUND COMPANY	07/21/2017	11364	110404211	INSTALL BCC PROJECTOR	\$500.00
		07/21/2017	11364	110404542	SOUND:7/19 CONCERT	\$798.00
TRINITY SOUND COMPANY					Total Check Amount:	\$1,298.00
V25159	TROPICAL PLAZA NURSERY, INC	07/21/2017	2062	110515143	CITY LANDSCAPE JUN17	\$11,916.67

City Check Register for: Jul 21, 2017

Check #	Vendor Name	Check Date	Vendor #	Budget Unit	Description	Amount
V25159	TROPICAL PLAZA NURSERY, INC	07/21/2017	2062	110515143	SPRAY WEEDS:TRACKS S3	\$880.00
		07/21/2017	2062	110515143	TRCKS S3 LNDSCP JUN17	\$2,289.80
		07/21/2017	2062	341515112	DISTRICT 1 JUNE 2017	\$1,713.78
		07/21/2017	2062	341515112	IRRIGATION REPAIR	\$75.80
		07/21/2017	2062	343515112	DISTRICT 3 JUNE 2017	\$1,890.07
		07/21/2017	2062	343515112	IRRIGATION REPAIR	\$132.81
		07/21/2017	2062	345515112	DISTRICT 5 JUNE 2017	\$2,269.42
		07/21/2017	2062	345515112	IRRIGATION REPAIR	\$193.93
		07/21/2017	2062	345515112	RMV BRANCH:GRAND CYN	\$120.00
		07/21/2017	2062	346515112	DISTRICT 6 JUNE 2017	\$6,140.36
		07/21/2017	2062	346515112	WALL REPAIR:STONE CYN	\$1,300.00
		07/21/2017	2062	347515112	DISTRICT 7 JUNE 2017	\$1,000.00
		07/21/2017	2062	880515113	GATEWAY CENTER JUN17	\$1,150.00
TROPICAL PLAZA NURSERY, INC					Total Check Amount:	\$31,072.64
V25160	US BANK XX0338 CITY MGR	07/21/2017	24704	110111111	CALCARD CM 062217	\$1,819.30
		07/21/2017	24704	110111143	CALCARD CM 062217	\$1,605.05
		07/21/2017	24704	110404311	CALCARD CM 062217	\$525.00
US BANK XX0338 CITY MGR					Total Check Amount:	\$3,949.35
V25161	US BANK XX0312 HR	07/21/2017	24776	110141481	CALCARD HR 062217	\$2,377.13
		07/21/2017	24776	470141483	CALCARD HR 062217	\$21.50
US BANK XX0312 HR					Total Check Amount:	\$2,398.63
V25164	US BANK XX0593 COMM SVC	07/21/2017	24777	110	CALCARD CS TAX 062217	(\$99.36)
		07/21/2017	24777	110	CALCARD-CS-CP-062217	\$36.00
		07/21/2017	24777	110	CALCARD-CS-JC-062217	\$23.65
		07/21/2017	24777	110	CALCARD-CS-KS-062217	\$9.99
		07/21/2017	24777	110111111	CALCARD-CS-AA-062217	\$27.46
		07/21/2017	24777	110111111	CALCARD-CS-CP-062217	\$994.64
		07/21/2017	24777	110111111	CALCARD-CS-CR-062217	\$994.64
		07/21/2017	24777	110404211	CALCARD CS 062217	(\$16.15)
		07/21/2017	24777	110404211	CALCARD CS TAX 062217	\$12.47
		07/21/2017	24777	110404211	CALCARD-CS-BH-062217	\$431.92
		07/21/2017	24777	110404211	CALCARD-CS-KR-062217	\$386.96
		07/21/2017	24777	110404211	CALCARD-CS-MD-062217	\$307.95
		07/21/2017	24777	110404211	CALCARD-CS-NA-062217	\$27.86
		07/21/2017	24777	110404211	CALCARD-CS-RF-062217	\$126.59
		07/21/2017	24777	110404214	CALCARD CS TAX 062217	\$6.04
		07/21/2017	24777	110404214	CALCARD-CS-KS-062217	\$525.20
		07/21/2017	24777	110404215	CALCARD-CS-BH-062217	\$50.00

City Check Register for: Jul 21, 2017

Check #	Vendor Name	Check Date	Vendor #	Budget Unit	Description	Amount
V25164	US BANK XX0593 COMM SVC	07/21/2017	24777	110404215	CALCARD-CS-CC-062217	\$117.09
		07/21/2017	24777	110404215	CALCARD-CS-DA-062217	\$9.99
		07/21/2017	24777	110404215	CALCARD-CS-JS-062217	\$852.03
		07/21/2017	24777	110404217	CALCARD-CS-PK-062217	\$70.07
		07/21/2017	24777	110404223	CALCARD CS TAX 062217	\$4.41
		07/21/2017	24777	110404223	CALCARD-CS-BK-062217	\$109.32
		07/21/2017	24777	110404224	CALCARD-CS-CP-062217	\$39.09
		07/21/2017	24777	110404224	CALCARD-CS-CR-062217	\$35.78
		07/21/2017	24777	110404224	CALCARD-CS-SS-062217	\$857.60
		07/21/2017	24777	110404311	CALCARD-CS-CE-062217	\$59.11
		07/21/2017	24777	110404311	CALCARD-CS-CH-062217	\$47.91
		07/21/2017	24777	110404311	CALCARD-CS-JC-062217	\$336.47
		07/21/2017	24777	110404311	CALCARD-CS-JM-062217	\$227.00
		07/21/2017	24777	110404311	CALCARD-CS-RF-062217	\$286.54
		07/21/2017	24777	110404311	CALCARD-CS-TM-062217	\$650.40
		07/21/2017	24777	110404312	CALCARD-CS-AA-062217	\$1,177.36
		07/21/2017	24777	110404312	CALCARD-CS-CE-062217	\$31.74
		07/21/2017	24777	110404312	CALCARD-CS-KS-062217	\$1,337.01
		07/21/2017	24777	110404312	CALCARD-CS-TN-062217	\$1,363.00
		07/21/2017	24777	110404420	CALCARD CS TAX 062217	\$14.98
		07/21/2017	24777	110404420	CALCARD-CS-CP-062217	\$36.26
		07/21/2017	24777	110404420	CALCARD-CS-KS-062217	\$253.06
		07/21/2017	24777	110404421	CALCARD-CS-KS-062217	\$240.96
		07/21/2017	24777	110404421	CALCARD-CS-TN-062217	\$1,116.09
		07/21/2017	24777	110404424	CALCARD CS TAX 062217	\$23.28
		07/21/2017	24777	110404424	CALCARD-CS-BK-062217	\$320.15
		07/21/2017	24777	110404424	CALCARD-CS-GA-062217	\$219.00
		07/21/2017	24777	110404425	CALCARD-CS-SS-062217	\$1,491.60
		07/21/2017	24777	110404426	CALCARD-CS-CP-062217	\$42.02
		07/21/2017	24777	110404426	CALCARD-CS-MM-062217	\$374.24
		07/21/2017	24777	110404426	CALCARD-CS-SS-062217	\$35.94
		07/21/2017	24777	110404428	CALCARD CS TAX 062217	\$14.93
		07/21/2017	24777	110404428	CALCARD-CS-PK-062217	\$1,273.23
		07/21/2017	24777	110404429	CALCARD CS TAX 062217	\$1.88
		07/21/2017	24777	110404429	CALCARD-CS-PK-062217	\$1,006.18
		07/21/2017	24777	110404521	CALCARD CS TAX 062217	\$2.31
		07/21/2017	24777	110404521	CALCARD-CS-FL-062217	\$774.32
		07/21/2017	24777	110404521	CALCARD-CS-NG-062217	\$441.88

City Check Register for: Jul 21, 2017

Check #	Vendor Name	Check Date	Vendor #	Budget Unit	Description	Amount
V25164	US BANK XX0593 COMM SVC	07/21/2017	24777	110404521	CALCARD-CS-SK-062217	\$307.84
		07/21/2017	24777	110404521	CALCARD-CS-TT-062217	\$756.38
		07/21/2017	24777	110404523	CALCARD-CS-CH-062217	\$310.46
		07/21/2017	24777	110404523	CALCARD-CS-CP-062217	\$135.27
		07/21/2017	24777	110404523	CALCARD-CS-CR-062217	\$921.10
		07/21/2017	24777	110404541	CALCARD CS TAX 062217	\$5.39
		07/21/2017	24777	110404541	CALCARD-CS-CM-06222017	\$165.55
		07/21/2017	24777	110404541	CALCARD-CS-HB-062217	\$299.04
		07/21/2017	24777	110404542	CALCARD CS TAX 062217	\$13.67
		07/21/2017	24777	110404542	CALCARD-CS-DA-062217	\$17.10
		07/21/2017	24777	110404542	CALCARD-CS-KK-062217	\$1,155.31
		07/21/2017	24777	110404542	CALCARD-CS-LF-062217	\$137.23
		07/21/2017	24777	110404542	CALCARD-CS-TM-062217	\$864.73
US BANK XX0593 COMM SVC					Total Check Amount:	\$24,229.16
V25165	US BANK XX0502 COMM & MKTG	07/21/2017	24778	110	CALCARD COMMTX 062217	(\$4.55)
		07/21/2017	24778	110111152	CALCARD COMMTX 062217	\$4.55
		07/21/2017	24778	110111152	CALCRD COM/MKT 062217	\$510.59
		07/21/2017	24778	110141411	CALCARD COMM 062217	\$27.58
		07/21/2017	24778	110323231	CALCARD COMM 062217	\$20.00
		07/21/2017	24778	110404312	CALCARD COMM 062217	\$50.00
US BANK XX0502 COMM & MKTG					Total Check Amount:	\$608.17
V25166	US BANK XX0353 COMM DEV	07/21/2017	24779	110	CALCARD CD 062217	\$48.07
		07/21/2017	24779	110	CALCARD CD TX 062217	(\$5.49)
		07/21/2017	24779	110141481	CALCARD CD 062217	\$26.00
		07/21/2017	24779	110323212	CALCARD CD 062217	\$232.75
		07/21/2017	24779	110323214	CALCARD CD 062217	\$1,295.86
		07/21/2017	24779	110323231	CALCARD CD 062217	\$923.79
		07/21/2017	24779	110323231	CALCARD CD TX 062217	\$5.49
		07/21/2017	24779	110323241	CALCARD CD 062217	\$130.02
		07/21/2017	24779	110323243	CALCARD CD 062217	\$120.00
		07/21/2017	24779	630323219	CALCARD CD 062217	\$25.75
US BANK XX0353 COMM DEV					Total Check Amount:	\$2,802.24
V25167	US BANK XX0270 ADMIN SVCS	07/21/2017	24781	110	CALCARD AS TX 062217	(\$27.05)
		07/21/2017	24781	110000000	CALCARD AS 062217	\$239.25
		07/21/2017	24781	110000000	CALCARD AS TX 062217	\$27.05
		07/21/2017	24781	110111161	CALCRD CTYCLRK 062217	\$963.80
		07/21/2017	24781	110141411	CALCARD AS 062217	\$22.10
		07/21/2017	24781	110141414	CALCARD AS 062217	\$18.84

City Check Register for: Jul 21, 2017

Check #	Vendor Name	Check Date	Vendor #	Budget Unit	Description	Amount
V25167	US BANK XX0270 ADMIN SVCS	07/21/2017	24781	110141422	CALCARD AS 062217	\$18.84
		07/21/2017	24781	110141431	CALCARD AS 062217	\$18.84
		07/21/2017	24781	110141441	CALCARD AS 062217	\$194.98
		07/21/2017	24781	110141481	CALCARD AS 062217	\$2,223.55
		07/21/2017	24781	480515161	CALCARD AS 062217	\$56.55
US BANK XX0270 ADMIN SVCS					Total Check Amount:	\$3,756.75
V25168	US BANK XX0650 FIRE	07/21/2017	24782	110	CALCARD FIRETX 062217	(\$10.53)
		07/21/2017	24782	110222211	CALCARD FIRE 062217	\$795.12
		07/21/2017	24782	110222212	CALCARD FIRE 062217	\$1,386.36
		07/21/2017	24782	110222221	CALCARD FIRE 062217	\$752.68
		07/21/2017	24782	110222222	CALCARD FIRE 062217	\$135.92
		07/21/2017	24782	110222222	CALCARD FIRETX 062217	\$10.53
		07/21/2017	24782	110222223	CALCARD FIRE 062217	\$461.54
		07/21/2017	24782	110222231	CALCARD FIRE 062217	\$789.41
		07/21/2017	24782	480515161	CALCARD FIRE 062217	\$61.43
		07/21/2017	24782	490515151	CALCARD FIRE 062217	\$832.85
US BANK XX0650 FIRE					Total Check Amount:	\$5,215.31
V25169	US BANK XX0346 IT	07/21/2017	24783	110	CALCARD IT TX 062217	(\$2.28)
		07/21/2017	24783	110141471	CAL CARDS IT 062217	\$724.06
		07/21/2017	24783	110141471	CALCARD IT TX 062217	\$2.28
		07/21/2017	24783	110141472	CAL CARDS IT 062217	\$452.53
		07/21/2017	24783	110404213	CAL CARDS IT 062217	\$37.83
		07/21/2017	24783	110404523	CAL CARDS IT 062217	\$174.00
		07/21/2017	24783	110515125	CAL CARDS IT 062217	\$52.83
		07/21/2017	24783	280323215	CAL CARDS IT 062217	\$9.95
		07/21/2017	24783	460	CALCARD IT TX 062217	(\$9.47)
		07/21/2017	24783	460141474	CAL CARDS IT 062217	\$987.87
		07/21/2017	24783	460141474	CALCARD IT 062217	(\$199.00)
		07/21/2017	24783	460141474	CALCARD IT TX 062217	\$9.47
		07/21/2017	24783	475141471	CAL CARDS IT 062217	\$150.83
US BANK XX0346 IT					Total Check Amount:	\$2,390.90
V25171	US BANK XX0221 PW	07/21/2017	24784	110404422	CAL-CARD PW 062217	\$44.35
		07/21/2017	24784	110515111	CAL-CARD PW 062217	\$387.02
		07/21/2017	24784	110515121	CAL-CARD PW 062217	\$440.00
		07/21/2017	24784	110515125	CAL-CARD PW 062217	\$24.27
		07/21/2017	24784	110515141	CAL-CARD PW 062217	\$97.16
		07/21/2017	24784	110515144	CAL-CARD PW 062217	\$141.60
		07/21/2017	24784	420515131	CAL-CARD PW 062217	\$438.99

City Check Register for: Jul 21, 2017

Check #	Vendor Name	Check Date	Vendor #	Budget Unit	Description	Amount
V25171	US BANK XX0221 PW	07/21/2017	24784	430515123	CAL-CARD PW 062217	\$59.95
		07/21/2017	24784	480515161	CAL-CARD PW 062217	\$3,351.41
		07/21/2017	24784	490515151	CAL-CARD PW 062217	\$1,609.02
US BANK XX0221 PW					Total Check Amount:	\$6,593.77
V25172	US BANK XX0544 POLICE	07/21/2017	24785	110141481	CAL CARDS PD 6-22-17	\$106.49
		07/21/2017	24785	110212111	CAL CARDS PD 6-22-17	\$757.35
		07/21/2017	24785	110212121	CAL CARDS PD 6-22-17	\$1,587.34
		07/21/2017	24785	110212131	CAL CARDS PD 6-22-17	\$927.59
		07/21/2017	24785	480515161	CAL CARDS PD 6-22-17	\$831.97
		07/21/2017	24785	490515151	CAL CARDS PD 6-22-17	\$16.10
		07/21/2017	24785	510707930	CAL CARDS PD 6-22-17	\$3,819.69
US BANK XX0544 POLICE					Total Check Amount:	\$8,046.53
V25173	US BANK XX3401 PW- ADMIN	07/21/2017	24786	110515111	CALCARD PWADM 062217	\$41.83
		07/21/2017	24786	110515171	CALCARD PWADM 062217	\$30.00
		07/21/2017	24786	410515132	CALCARD PWADM 062217	\$95.00
		07/21/2017	24786	420515131	CALCARD PWADM 062217	\$24.00
US BANK XX3401 PW- ADMIN					Total Check Amount:	\$190.83
V25174	VENDINI	07/21/2017	24179	110404542	TCKET PROC FEES JUN17	\$474.85
VENDINI					Total Check Amount:	\$474.85
V25175	VISTA PAINT CORPORATION	07/21/2017	4573	490515151	PAINT PROJECT @ CCC	\$53.11
VISTA PAINT CORPORATION					Total Check Amount:	\$53.11
V25176	WAXIE SANITARY SUPPLY	07/21/2017	3332	110515144	T.PAPER/SEAT COVERS	\$459.84
		07/21/2017	3332	360515145	T.PAPER/SEAT COVERS	\$272.56
WAXIE SANITARY SUPPLY					Total Check Amount:	\$732.40
V25177	WEST COAST ARBORISTS, INC.	07/21/2017	1556	110515142	STUMP REMOVAL	\$156.60
		07/21/2017	1556	110515142	TREE RMVL/XMASTR CARE	\$2,325.27
		07/21/2017	1556	110515142	TREE TRIM/XMASTR CARE	\$1,416.09
		07/21/2017	1556	110515142	TREE TRIMMING	\$1,447.40
		07/21/2017	1556	345515112	TREE TRIMMING	\$1,651.32
WEST COAST ARBORISTS, INC.					Total Check Amount:	\$6,996.68
V25178	WILLDAN ENGINEERING	07/21/2017	12445	510707310	TFC ENGG:KRAEMER 5/26	\$640.00
		07/21/2017	12445	510707704	TFC ENGG:KRAEMER 5/26	\$80.00
		07/21/2017	12445	510707709	BIRCH ST RTSSP 5/26	\$8,938.21
		07/21/2017	12445	510707709	TFC ENGG:KRAEMER 5/26	\$480.00
		07/21/2017	12445	510707710	TFC ENGG:KRAEMER 5/26	\$400.00
WILLDAN ENGINEERING					Total Check Amount:	\$10,538.21
V25179	SARA WOODWARD	07/21/2017	26083	110212122	MILEAGE JUNE 2017	\$87.74
SARA WOODWARD					Total Check Amount:	\$87.74
V25180	ZOLL MEDICAL CORPORATION	07/21/2017	23538	110222222	LIFE BANDS/AUTO PULSE	\$791.96

City Check Register for: Jul 21, 2017

Check #	Vendor Name	Check Date	Vendor #	Budget Unit	Description	Amount
<i>ZOLL MEDICAL CORPORATION</i>					Total Check Amount:	\$791.96
Voucher Subtotal						\$684,913.77

TOTAL \$992,763.87

City Check Register for: Jul 28, 2017

Check #	Vendor Name	Check Date	Vendor #	Budget Unit	Description	Amount
175599	A-1 BONDED TERMITE, INC.	07/28/2017	26978	290323215	CDBG HOUSING REHAB	\$2,692.00
A-1 BONDED TERMITE, INC.					Total Check Amount:	\$2,692.00
175600	ALLSTATE INSURANCE	07/28/2017	21768	470141483	CLAIM #0438229080 F1H	\$2,662.78
ALLSTATE INSURANCE					Total Check Amount:	\$2,662.78
175601	ANAHEIM REG MED CENTER AHMC	07/28/2017	21180	110212121	EMERG RM CHGS 4/12/17	\$750.00
		07/28/2017	21180	110212121	EMERG RM CHGS 6/30/17	\$750.00
ANAHEIM REG MED CENTER AHMC					Total Check Amount:	\$1,500.00
175602	AT&T	07/28/2017	22390	110141471	7149110022 2277 7/14	\$222.08
		07/28/2017	22390	110212133	7149907901 5259 7/14	\$185.05
AT&T					Total Check Amount:	\$407.13
175603	AT&T CALNET	07/28/2017	20391	110141471	9391011962 6/13-7/12	\$19.82
		07/28/2017	20391	110141471	9391011970 6/13-7/12	\$75.76
AT&T CALNET					Total Check Amount:	\$95.58
175604	AT&T LONG DISTANCE	07/28/2017	1737	110141471	807752441 7/3-8/2/17	\$34.39
AT&T LONG DISTANCE					Total Check Amount:	\$34.39
175605	AZTECA SYSTEMS INC	07/28/2017	24556	110515111	CTYWORKS 17/18 UPDATE	\$11,000.00
AZTECA SYSTEMS INC					Total Check Amount:	\$11,000.00
175606	AL BEE	07/28/2017	13716	110404215	SING/DANCE/ACT CAMP	\$990.00
AL BEE					Total Check Amount:	\$990.00
175607	BREA OLINDA UNIFIED SCHOOL DISTRICT	07/28/2017	1970	110404428	AROVISTA PARK 6/20/17	\$74.40
		07/28/2017	1970	110404428	AROVISTA PARK 6/27/17	\$59.47
		07/28/2017	1970	110404428	BREA PLUNGE 6/19/17	\$203.25
		07/28/2017	1970	110404428	BREA PLUNGE 6/26/17	\$207.24
		07/28/2017	1970	110404428	KNOTTSBERRY FARM 6/22	\$685.80
BREA OLINDA UNIFIED SCHOOL DISTRICT					Total Check Amount:	\$1,230.16
175608	BREA/ORANGE COUNTY PLUMBING	07/28/2017	3781	490515151	MAIN LN STOPPAGE:YARD	\$185.00
BREA/ORANGE COUNTY PLUMBING					Total Check Amount:	\$185.00
175609	BRITHINEE ELECTRIC	07/28/2017	19763	420515131	ELEC MNT @ RESERVOIR	\$2,570.65
BRITHINEE ELECTRIC					Total Check Amount:	\$2,570.65
175610	C.I. BUSINESS EQUIPMENT INC	07/28/2017	6520	110141441	SHREDDER:17/18 WARNTY	\$555.00
C.I. BUSINESS EQUIPMENT INC					Total Check Amount:	\$555.00
175611	CINTAS FAS	07/28/2017	24347	110404542	FIRST AID SUPPLS THTR	\$55.71
CINTAS FAS					Total Check Amount:	\$55.71
175612	COMMERCIAL AQUATIC SERVICES, INC.	07/28/2017	25513	490515151	POOL EQUIPMENT SVC	\$274.00
COMMERCIAL AQUATIC SERVICES, INC.					Total Check Amount:	\$274.00
175613	COSTCO/CAPITAL ONE COMMERCIAL	07/28/2017	5252	110404422	PLUNGE CONCESSIONS	\$394.35
		07/28/2017	5252	110404428	DAYCAMP FOOD	\$139.37
COSTCO/CAPITAL ONE COMMERCIAL					Total Check Amount:	\$533.72
175614	COUNTY OF ORANGE	07/28/2017	4799	110212122	FINGERPRINT ID JUL17	\$1,608.00

City Check Register for: Jul 28, 2017

Check #	Vendor Name	Check Date	Vendor #	Budget Unit	Description	Amount
COUNTY OF ORANGE					Total Check Amount:	\$1,608.00
175615	CYBERSOURCE CORPORATION	07/28/2017	25266	110404542	BOX OFFCE CC PROC JUN	\$20.00
CYBERSOURCE CORPORATION					Total Check Amount:	\$20.00
175616	DIVISION OF THE STATE ARCHITECT	07/28/2017	21499	110	CASP FEE 2ND QTR 2017	\$319.20
DIVISION OF THE STATE ARCHITECT					Total Check Amount:	\$319.20
175617	EDISON CO	07/28/2017	3343	110515121	ELECTRICITY JUN-JUL17	\$2,220.17
		07/28/2017	3343	490515151	ELECTRICITY JUN-JUL17	\$40,070.69
		07/28/2017	3343	510707285	ELECTRICITY JUN-JUL17	\$79.94
EDISON CO					Total Check Amount:	\$42,370.80
175618	NICHOLAS FANNON	07/28/2017	25029	110404542	PARK CONCERT:8/2/17	\$1,200.00
NICHOLAS FANNON					Total Check Amount:	\$1,200.00
175619	FIRE ETC	07/28/2017	26940	110222212	HELMETS FOR TRAINING	\$1,037.47
FIRE ETC					Total Check Amount:	\$1,037.47
175620	GERALD I FISHER	07/28/2017	26979	110000000	REFUND STREET SWEEPNG	\$38.00
GERALD I FISHER					Total Check Amount:	\$38.00
175621	FRANCHISE TAX BOARD	07/28/2017	13287	110	CD 9120-02824 072117	\$211.13
FRANCHISE TAX BOARD					Total Check Amount:	\$211.13
175622	FRANCHISE TAX BOARD/ST OF CALIF	07/28/2017	12043	110	550572557 072117 PR	\$75.00
FRANCHISE TAX BOARD/ST OF CALIF					Total Check Amount:	\$75.00
175623	REINA GARCIA	07/28/2017	26971	110000000	REPORT REQUEST REFUND	\$3.00
REINA GARCIA					Total Check Amount:	\$3.00
175624	CHRIS GARRIGUE	07/28/2017	26826	110404421	SOUND:COUNTRY FAIR	\$1,200.00
CHRIS GARRIGUE					Total Check Amount:	\$1,200.00
175625	THE GAS COMPANY	07/28/2017	3749	420515131	GAS JUN/JUL 2017	\$14.79
		07/28/2017	3749	490515151	GAS JUN/JUL 2017	\$268.25
THE GAS COMPANY					Total Check Amount:	\$283.04
175626	HABIT BURGER GRILL	07/28/2017	26970	110141481	2017 EMPL AWARDS 9/27	\$2,552.95
HABIT BURGER GRILL					Total Check Amount:	\$2,552.95
175627	IN TIME SERVICES INC	07/28/2017	20876	950000000	ILJAOC ISELINK JUN17	\$1,429.28
IN TIME SERVICES INC					Total Check Amount:	\$1,429.28
175628	INTELLI-TECH	07/28/2017	8774	110141471	BARRACUDA:895 REPL	\$10,998.00
		07/28/2017	8774	110141471	BARRACUDA:895 UPDATES	\$4,499.00
		07/28/2017	8774	110141471	BARRACUDA:CLOUD STRGE	\$24,998.00
INTELLI-TECH					Total Check Amount:	\$40,495.00
175629	LACEY CUSTOM LINENS, INC.	07/28/2017	2772	110141441	GAS SURCHARGE JUN17	\$34.00
		07/28/2017	2772	110141441	LINEN CLEANING	\$443.06
		07/28/2017	2772	110404542	LINEN CLEANING	\$28.13

City Check Register for: Jul 28, 2017

Check #	Vendor Name	Check Date	Vendor #	Budget Unit	Description	Amount
LACEY CUSTOM LINENS, INC.						Total Check Amount: \$505.19
175630	LIFE-ASSIST, INC.	07/28/2017	10530	110222222	PARAMEDIC SUPP STN 3	\$251.96
LIFE-ASSIST, INC.						Total Check Amount: \$251.96
175631	DAN METHE	07/28/2017	22412	110404542	PARK CONCERT:7/26/17	\$1,100.00
DAN METHE						Total Check Amount: \$1,100.00
175632	NDS, LLC (NORCO DELIVERY SERVICES)	07/28/2017	25312	110141441	PRESORT MAILSVJ JUL17	\$235.40
		07/28/2017	25312	110141441	PRESORT POSTAGE JUL17	\$85.36
NDS, LLC (NORCO DELIVERY SERVICES)						Total Check Amount: \$320.76
175633	OCFCA	07/28/2017	1168	110222231	17/18 MEMB:AMIMOTO	\$30.00
		07/28/2017	1168	110222231	17/18 MEMB:PESQUERIA	\$30.00
		07/28/2017	1168	110222231	17/18 MEMB:SALGADO	\$30.00
OCFCA						Total Check Amount: \$90.00
175634	OFFICE DEPOT, INC	07/28/2017	4743	110141441	OFFICE SUPPLIES	\$75.20
		07/28/2017	4743	110141481	OFFICE SUPPLIES	\$31.64
		07/28/2017	4743	110212111	OFFICE SUPPLIES	\$52.96
		07/28/2017	4743	110212111	TONER	\$36.90
		07/28/2017	4743	110222211	OFFICE SUPPLIES	\$55.49
		07/28/2017	4743	110323212	FOLDERS	\$252.82
		07/28/2017	4743	110323212	OFFICE SUPPLIES	\$97.95
		07/28/2017	4743	110404311	FOLDERS	\$3.12
		07/28/2017	4743	110404311	NOTEBOOK RETURN	(\$21.38)
		07/28/2017	4743	110404311	OFFICE SUPPLIES	\$130.64
		07/28/2017	4743	110515111	OFFICE SUPPLIES	\$25.79
OFFICE DEPOT, INC						Total Check Amount: \$741.13
175635	ORIGINAL WATERMEN, INC.	07/28/2017	26977	110	STAFF SWIM SUITS	(\$1.38)
		07/28/2017	26977	110404422	STAFF SWIM SUITS	\$1,334.51
ORIGINAL WATERMEN, INC.						Total Check Amount: \$1,333.13
175636	CHRIS PARAM	07/28/2017	26973	110404541	POPULAR CHOICE:32MICA	\$100.00
CHRIS PARAM						Total Check Amount: \$100.00
175637	PLUMBING WHOLESALE OUTLET, INC.	07/28/2017	18392	110515141	GLOVS/RR REPAIR PARTS	\$88.39
		07/28/2017	18392	110515141	RR REPAIR PARTS	\$19.46
		07/28/2017	18392	490515151	RR GASKETS @ BCC	\$19.99
		07/28/2017	18392	490515151	RR REPAIR @ BCC	\$427.23
		07/28/2017	18392	490515151	SHOWER VALVE REPAIR	\$228.67
PLUMBING WHOLESALE OUTLET, INC.						Total Check Amount: \$783.74
175638	ROYAL PAPER CORPORATION	07/28/2017	26215	110141441	PAPER SUPPLIES (CUPS)	\$421.46
ROYAL PAPER CORPORATION						Total Check Amount: \$421.46
175639	SOUTHWEST SCHOOL & OFFICE SUPPLY	07/28/2017	25945	490515151	SOAP/LINERS	\$579.12

City Check Register for: Jul 28, 2017

Check #	Vendor Name	Check Date	Vendor #	Budget Unit	Description	Amount
SOUTHWEST SCHOOL & OFFICE SUPPLY					Total Check Amount:	\$579.12
175640	SPRINT	07/28/2017	15443	475141471	INV #116 6/15-7/14/17	\$1,031.45
SPRINT					Total Check Amount:	\$1,031.45
175641	SPRINT	07/28/2017	15443	110212121	INV #116 6/15-7/14/17	\$218.94
SPRINT					Total Check Amount:	\$218.94
175642	SRPS LLC	07/28/2017	26976	470141483	WORKERS COMP SERVICES	\$16.51
SRPS LLC					Total Check Amount:	\$16.51
175643	THE STANDARD INSURANCE COMPANY	07/28/2017	15689	110	643015 LIFE INS JUL17	\$4,421.55
THE STANDARD INSURANCE COMPANY					Total Check Amount:	\$4,421.55
175644	STAR PAPER	07/28/2017	13639	110141441	PAPER	\$1,998.07
STAR PAPER					Total Check Amount:	\$1,998.07
175645	TAIKO CENTER OF LOS ANGELES	07/28/2017	26810	110404429	ASP:DRUM PRESENTATION	\$500.00
TAIKO CENTER OF LOS ANGELES					Total Check Amount:	\$500.00
175646	TRANS UNION LLC	07/28/2017	8371	110141481	CREDIT:INV #10607426	(\$4.00)
		07/28/2017	8371	110141481	CREDIT:INV #11607100	(\$28.00)
		07/28/2017	8371	110141481	HR SVCS 5/26-6/25/17	\$100.74
TRANS UNION LLC					Total Check Amount:	\$68.74
175647	TREECO ARBORIST, INC.	07/28/2017	3838	110515144	TOP SOIL	\$46.01
TREECO ARBORIST, INC.					Total Check Amount:	\$46.01
175648	U.S. BANK N.A.	07/28/2017	26621	510707903	ESCROW ACCT 133890061	\$47,600.00
U.S. BANK N.A.					Total Check Amount:	\$47,600.00
175649	UNITED PARCEL SERVICE	07/28/2017	3174	110141441	SHIPPING CHGS JUN/JUL	\$88.61
UNITED PARCEL SERVICE					Total Check Amount:	\$88.61
175650	UNITED SERVICES AUTOMOBILE ASS.	07/28/2017	26975	470141483	MOORE: VEH RPR/RENTAL	\$5,366.61
UNITED SERVICES AUTOMOBILE ASS.					Total Check Amount:	\$5,366.61
175651	UNITED STATES POSTAL SERVICE	07/28/2017	19260	110141441	PERMIT #08056 2017/18	\$10,000.00
UNITED STATES POSTAL SERVICE					Total Check Amount:	\$10,000.00
175652	VERIZON WIRELESS	07/28/2017	21122	110515171	9788237967 5/27-6/26	\$158.16
		07/28/2017	21122	420515131	9788237967 5/27-6/26	\$1,064.15
		07/28/2017	21122	430515123	9788237967 5/27-6/26	\$877.07
VERIZON WIRELESS					Total Check Amount:	\$2,099.38
175653	MELINDA WINTERSWYK	07/28/2017	26974	110	REFUND:SUMMER CAMP	\$160.00
MELINDA WINTERSWYK					Total Check Amount:	\$160.00
175654	WOODRUFF, SPRADLIN & SMART	07/28/2017	24094	950000000	ILJAOC LGL SVCS JUN17	\$2,950.00
WOODRUFF, SPRADLIN & SMART					Total Check Amount:	\$2,950.00
175655	XEROX CORPORATION	07/28/2017	3349	110141441	CLR CPIER/PRNTR JUN17	\$1,507.07
		07/28/2017	3349	110141441	CPR/PRNTR USAGE JUN17	\$1,612.71
		07/28/2017	3349	110141441	LEASE-EAST WALL JUN17	\$2,035.59

City Check Register for: Jul 28, 2017

Check #	Vendor Name	Check Date	Vendor #	Budget Unit	Description	Amount
175655	XEROX CORPORATION	07/28/2017	3349	110141441	LEASE-WEST WALL JUN17	\$1,825.66
XEROX CORPORATION					Total Check Amount:	\$6,981.03
175656	YORBA REGIONAL ANIMAL HOSPITAL	07/28/2017	18528	110212131	PAIGE:DENTAL/BOARDING	\$565.74
YORBA REGIONAL ANIMAL HOSPITAL					Total Check Amount:	\$565.74
Check Subtotal						\$207,968.12
V25181	ABF PRINTING	07/28/2017	26673	110111151	FOLD AWAY TOTE BAGS	\$707.74
		07/28/2017	26673	110404312	CENTENNIAL SHIRTS	\$1,522.77
ABF PRINTING					Total Check Amount:	\$2,230.51
V25182	ADLERHORST INT'L INC	07/28/2017	2223	110212131	CHIEF:TRAINING JUL17	\$175.00
		07/28/2017	2223	110212131	JARVIS:TRAINING JUL17	\$175.00
ADLERHORST INT'L INC					Total Check Amount:	\$350.00
V25183	ADMINISTRATIVE & PROF	07/28/2017	3344	110	DED:4010 APEA DUES	\$564.00
ADMINISTRATIVE & PROF					Total Check Amount:	\$564.00
V25184	ALL CITY MANAGEMENT SERVS INC	07/28/2017	6604	110212132	CRSNG GRDS 6/4-6/17	\$2,968.00
ALL CITY MANAGEMENT SERVS INC					Total Check Amount:	\$2,968.00
V25185	DARLA ANDREWS	07/28/2017	21948	470141483	WATER DAMAGE CLAIM	\$1,400.00
DARLA ANDREWS					Total Check Amount:	\$1,400.00
V25186	BAXTER'S FRAME WORKS & BADGE FRAME	07/28/2017	24424	110212131	ENGRAVED NAME PLATE	\$19.40
BAXTER'S FRAME WORKS & BADGE FRAME					Total Check Amount:	\$19.40
V25187	BPSEA MEMORIAL FOUNDATION	07/28/2017	14990	110	DED:4050 MEMORIAL	\$239.50
BPSEA MEMORIAL FOUNDATION					Total Check Amount:	\$239.50
V25188	BREA AUTO SERVICE	07/28/2017	12780	480515161	27013 A/C REPAIR	\$621.50
BREA AUTO SERVICE					Total Check Amount:	\$621.50
V25189	BREA CITY EMPLOYEES ASSOCIATION	07/28/2017	3236	110	DED:4005 BCEA DUES	\$528.00
BREA CITY EMPLOYEES ASSOCIATION					Total Check Amount:	\$528.00
V25190	BREA FIREFIGHTERS ASSOCIATION	07/28/2017	3237	110	DED:4016 ASSOC DUES	\$2,325.00
BREA FIREFIGHTERS ASSOCIATION					Total Check Amount:	\$2,325.00
V25191	BREA POLICE ASSOCIATION	07/28/2017	3769	110	DED:4030 BPA REG	\$3,450.00
BREA POLICE ASSOCIATION					Total Check Amount:	\$3,450.00
V25192	BREA POLICE ATHLETIC LEAGUE	07/28/2017	1068	110	DED:5010 B.P.A.L.	\$120.00
BREA POLICE ATHLETIC LEAGUE					Total Check Amount:	\$120.00
V25193	BREA POLICE MANAGEMENT ASSOCIATION	07/28/2017	21189	110	DED:4019 LDF DUES	\$14.50
		07/28/2017	21189	110	DED:4020 ASSOC DUES	\$195.00
BREA POLICE MANAGEMENT ASSOCIATION					Total Check Amount:	\$209.50
V25194	BRUCE CAMPBELL SAND AND GRAVEL	07/28/2017	21898	110515144	SEED TOP DRESSING	\$915.88
BRUCE CAMPBELL SAND AND GRAVEL					Total Check Amount:	\$915.88
V25195	C.WELLS PIPELINE MATERIALS INC	07/28/2017	13055	420515131	PLUMBING SUPPLIES	\$2,325.81
C.WELLS PIPELINE MATERIALS INC					Total Check Amount:	\$2,325.81

City Check Register for: Jul 28, 2017

Check #	Vendor Name	Check Date	Vendor #	Budget Unit	Description	Amount
V25196	CALIFORNIA DOMESTIC WATER CO	07/28/2017	3388	420515131	WATER CONS JUNE 2017	\$173,211.70
CALIFORNIA DOMESTIC WATER CO					Total Check Amount:	\$173,211.70
V25197	CALOLYMPIC SAFETY	07/28/2017	3135	480515161	NITRILE GLOVES	\$155.11
CALOLYMPIC SAFETY					Total Check Amount:	\$155.11
V25198	CANON SOLUTIONS AMERICA, INC	07/28/2017	15260	110141441	PROP EVD COPIER JUL 17	\$919.48
CANON SOLUTIONS AMERICA, INC					Total Check Amount:	\$919.48
V25199	WILLIAM CHRISTENSEN	07/28/2017	26061	110000000	REFUND	\$275.00
WILLIAM CHRISTENSEN					Total Check Amount:	\$275.00
V25200	CLINICAL LABORATORY OF	07/28/2017	3390	420515131	WATER SAMPLING JUN17	\$2,172.00
CLINICAL LABORATORY OF					Total Check Amount:	\$2,172.00
V25201	CLUB SERVICES	07/28/2017	16963	110404215	EQPT MNT 6/20 & 6/28	\$569.54
		07/28/2017	16963	110404215	EQPT MNT 6/22/17	\$528.61
CLUB SERVICES					Total Check Amount:	\$1,098.15
V25202	COMLOCK SECURITY-GROUP	07/28/2017	13625	490515151	LOCKS & KEYS @ CCC	\$34.25
COMLOCK SECURITY-GROUP					Total Check Amount:	\$34.25
V25203	DAILY SAW SERVICE	07/28/2017	2107	110141441	PAPER KNIFE SHARPENNG	\$19.90
DAILY SAW SERVICE					Total Check Amount:	\$19.90
V25204	DANGELO CO	07/28/2017	4562	420515131	PLUMBING SUPPLIES	\$207.57
DANGELO CO					Total Check Amount:	\$207.57
V25205	DAVID EVANS AND ASSOCIATES, INC.	07/28/2017	20981	510707873	TRCKS FSBLTY4/30-5/27	\$1,826.21
DAVID EVANS AND ASSOCIATES, INC.					Total Check Amount:	\$1,826.21
V25206	DE LAGE LANDEN FINANCIAL SERVICES	07/28/2017	23311	110141441	FIRE STN #3 JUL17	\$161.20
DE LAGE LANDEN FINANCIAL SERVICES					Total Check Amount:	\$161.20
V25207	DF POLYGRAPH	07/28/2017	22010	110141481	POLYGRAPH EXAMS JUL17	\$1,225.00
DF POLYGRAPH					Total Check Amount:	\$1,225.00
V25208	DISPLAY APPEAL	07/28/2017	2287	110212131	OUT OF SERVICE SIGN	\$94.82
DISPLAY APPEAL					Total Check Amount:	\$94.82
V25209	DOOLEY ENTERPRISES INC	07/28/2017	5421	110212131	AMMUNITION	\$1,609.79
DOOLEY ENTERPRISES INC					Total Check Amount:	\$1,609.79
V25210	EAN SERVICES, LLC	07/28/2017	26450	110222211	CAR RENTAL	\$443.19
EAN SERVICES, LLC					Total Check Amount:	\$443.19
V25211	ENTENMANN ROVIN COMPANY	07/28/2017	3457	110212111	PD BADGE	\$77.03
		07/28/2017	3457	110212111	PD CENTENNIAL BADGE	\$319.01
		07/28/2017	3457	110212111	PD FLAT PIN	\$341.99
ENTENMANN ROVIN COMPANY					Total Check Amount:	\$738.03
V25212	ENTERPRISE FM TRUST	07/28/2017	15895	110212121	DMV FEE RENEWAL	\$357.00
		07/28/2017	15895	110212121	EFM FEE RENEWAL	\$20.00
		07/28/2017	15895	110212121	LEASE CH TAHOE JUL17	\$697.97
ENTERPRISE FM TRUST					Total Check Amount:	\$1,074.97

City Check Register for: Jul 28, 2017

Check #	Vendor Name	Check Date	Vendor #	Budget Unit	Description	Amount
V25213	EQUIPMENT DIRECT INC	07/28/2017	4522	490515151	FIRST AID KITS	\$72.62
EQUIPMENT DIRECT INC					Total Check Amount:	\$72.62
V25214	EXTERMINETICS OF SO CALIF INC	07/28/2017	3298	110515125	PEST CNTL SVC DT PS	\$240.00
		07/28/2017	3298	490515151	PEST CTL:BCC PLAYGRND	\$125.00
		07/28/2017	3298	490515151	PEST CTRL THTR/OLD CH	\$120.00
EXTERMINETICS OF SO CALIF INC					Total Check Amount:	\$485.00
V25215	DON GOLDEN	07/28/2017	10729	110323242	INSP SVCS 7/7-7/20/17	\$7,381.00
DON GOLDEN					Total Check Amount:	\$7,381.00
V25216	GRAINGER	07/28/2017	13634	420515131	CLA-VALVE FITTINGS	\$827.85
		07/28/2017	13634	480515161	ELECTRICAL CONNECTOR	\$86.63
GRAINGER					Total Check Amount:	\$914.48
V25217	HUNTINGTON COURT REPORTS&TRANSCRIP.	07/28/2017	18131	110212122	TRANSCRIPTION #36359	\$276.16
		07/28/2017	18131	110212122	TRANSCRIPTION #36369	\$508.34
HUNTINGTON COURT REPORTS&TRANSCRIP.					Total Check Amount:	\$784.50
V25218	CECILIA HUPP	07/28/2017	25261	110111111	LEAGUE OF CA CITIES	\$33.75
		07/28/2017	25261	110111111	NLC SUMMER MEETING	\$19.75
CECILIA HUPP					Total Check Amount:	\$53.50
V25219	JENNIFER CHRISTINE LOPEZ IBRAHIM	07/28/2017	23044	110141411	EFT RET FEE (REISSUE)	(\$12.00)
		07/28/2017	23044	110404215	ZUMBA BCC	\$25.00
JENNIFER CHRISTINE LOPEZ IBRAHIM					Total Check Amount:	\$13.00
V25220	KELLY PAPER	07/28/2017	7039	110141441	PAPER	\$151.93
KELLY PAPER					Total Check Amount:	\$151.93
V25221	KI (KRUEGER INTERNATIONAL)	07/28/2017	15603	110	BCC STOOLS/TABLES	(\$239.95)
		07/28/2017	15603	110404420	BCC STOOLS/TABLES	\$3,335.95
KI (KRUEGER INTERNATIONAL)					Total Check Amount:	\$3,096.00
V25222	RONALD KRAUSE	07/28/2017	26972	420515131	WTR TRTMNT OPER RENWL	\$60.00
RONALD KRAUSE					Total Check Amount:	\$60.00
V25223	KUSSMAUL ELECTRONICS	07/28/2017	16760	480515161	KUSSMAUL CONNECTOR	\$106.01
KUSSMAUL ELECTRONICS					Total Check Amount:	\$106.01
V25224	LINCOLN AQUATICS	07/28/2017	17902	110404422	BULK CHLORINE @ PLUNGE	\$367.47
		07/28/2017	17902	110404422	PLUNGE CHEMICALS	\$2,288.48
LINCOLN AQUATICS					Total Check Amount:	\$2,655.95
V25225	MAILFINANCE	07/28/2017	21677	110141441	MAIL SYSTEM LSE JUL17	\$610.77
MAILFINANCE					Total Check Amount:	\$610.77
V25226	MAKE IT "PERSONAL"	07/28/2017	19203	110212131	NAME PLATE	\$8.62
MAKE IT "PERSONAL"					Total Check Amount:	\$8.62
V25227	MCCARTHY BUILDING COMPANIES, INC.	07/28/2017	26304	510707903	DT SPRBLK PKG #12 JUN	\$904,400.00
MCCARTHY BUILDING COMPANIES, INC.					Total Check Amount:	\$904,400.00

City Check Register for: Jul 28, 2017

Check #	Vendor Name	Check Date	Vendor #	Budget Unit	Description	Amount
V25228	METRO CITIES FIRE AUTHORITY	07/28/2017	23145	110222211	FIRSTWATCH SOFTWARE	\$308.00
METRO CITIES FIRE AUTHORITY					Total Check Amount:	\$308.00
V25229	MISSION AIRE CORPORATION	07/28/2017	21602	490515151	REPAIR RAY-PAK @ BCC	\$1,550.00
MISSION AIRE CORPORATION					Total Check Amount:	\$1,550.00
V25230	MUNICIPAL WATER DISTRICT	07/28/2017	3784	420515131	WATER DELIVERY JUN17	\$126,983.98
MUNICIPAL WATER DISTRICT					Total Check Amount:	\$126,983.98
V25231	NATIONAL EMBLEM, INC.	07/28/2017	2770	110222221	FIRE BADGES (200)	\$617.56
NATIONAL EMBLEM, INC.					Total Check Amount:	\$617.56
V25232	ORANGE COUNTY UNITED WAY	07/28/2017	3451	110	DED:5005 UNITED WAY	\$47.40
ORANGE COUNTY UNITED WAY					Total Check Amount:	\$47.40
V25233	R DEPENDABLE CONST. INC	07/28/2017	23856	510707930	PD REMODEL PP #8	\$4,085.00
R DEPENDABLE CONST. INC					Total Check Amount:	\$4,085.00
V25234	SC FUELS	07/28/2017	16654	480515161	CLR CARB 597 GAL	\$1,279.39
		07/28/2017	16654	480515161	UNL ETH 4061 GAL	\$9,120.58
SC FUELS					Total Check Amount:	\$10,399.97
V25235	MARTIN SIMONOFF	07/28/2017	2750	110111111	LEAGUE OF CA CITIES	\$29.27
		07/28/2017	2750	110111111	NLC SUMMER MEETING	\$180.58
MARTIN SIMONOFF					Total Check Amount:	\$209.85
V25236	SMART & FINAL	07/28/2017	3269	110404425	SPRING CAMP SUPPLIES	\$229.35
		07/28/2017	3269	110404428	DAY CAMP FOOD	\$616.99
		07/28/2017	3269	110404521	FRIDAY LUNCH	\$126.58
SMART & FINAL					Total Check Amount:	\$972.92
V25237	SPECTRUM GAS PRODUCTS, INC.	07/28/2017	16060	110222222	OXYGEN PICK UP FEE	\$25.00
SPECTRUM GAS PRODUCTS, INC.					Total Check Amount:	\$25.00
V25238	STAGELIGHT FAMILY PRODUCTIONS	07/28/2017	7825	110404542	BYT:LITTLE MERMAID #3	\$19,946.38
STAGELIGHT FAMILY PRODUCTIONS					Total Check Amount:	\$19,946.38
V25239	STAPLES TECHNOLOGY SOLUTIONS	07/28/2017	22888	110323212	TONER	\$280.15
		07/28/2017	22888	475141471	INK	\$77.32
STAPLES TECHNOLOGY SOLUTIONS					Total Check Amount:	\$357.47
V25240	STERICYCLE, INC.	07/28/2017	11925	110212121	STERI-SAFE JUL 2017	\$436.22
STERICYCLE, INC.					Total Check Amount:	\$436.22
V25241	SUPERION, LLC	07/28/2017	26879	475141471	OPTIO BUNDLE:17/18MNT	\$2,225.37
		07/28/2017	26879	475141471	PLUS SERIES 17/18 MNT	\$36,195.47
SUPERION, LLC					Total Check Amount:	\$38,420.84
V25242	TARGET SPECIALITY PRODUCTS	07/28/2017	19444	110515141	FERTILIZER	\$149.99
TARGET SPECIALITY PRODUCTS					Total Check Amount:	\$149.99
V25243	TECHNICOLOR PRINTING	07/28/2017	24354	110404424	ADULT LEAGUE SHIRTS	\$436.39
TECHNICOLOR PRINTING					Total Check Amount:	\$436.39
V25244	THOMSON REUTERS - WEST	07/28/2017	22020	110212121	WEST INFO CHGS JUN17	\$344.18

City Check Register for: Jul 28, 2017

Check #	Vendor Name	Check Date	Vendor #	Budget Unit	Description	Amount
THOMSON REUTERS - WEST					Total Check Amount:	\$344.18
V25245	THYSSENKRUPP ELEVATOR	07/28/2017	10308	110515125	17/18 ELEV MNT:DT PS1	\$1,606.32
		07/28/2017	10308	110515125	17/18 ELEV MNT:DT PS2	\$1,606.32
THYSSENKRUPP ELEVATOR					Total Check Amount:	\$3,212.64
V25246	TITAN WATER TECHNOLOGY, INC.	07/28/2017	25776	490515151	WATER TREATMENT JUL17	\$415.00
TITAN WATER TECHNOLOGY, INC.					Total Check Amount:	\$415.00
V25247	TOTAL ADMINISTRATIVE SERVICE CORP.	07/28/2017	26017	110	DED:808B FSA DEPCAR	\$1,652.49
		07/28/2017	26017	110	DED:808C FSA UR MED	\$4,774.13
TOTAL ADMINISTRATIVE SERVICE CORP.					Total Check Amount:	\$6,426.62
V25248	TOWNSEND PUBLIC AFFAIRS, INC.	07/28/2017	18881	110141413	CONSULTING SVCS AUG17	\$1,250.00
		07/28/2017	18881	410141413	CONSULTING SVCS AUG17	\$1,250.00
		07/28/2017	18881	420141413	CONSULTING SVCS AUG17	\$1,250.00
		07/28/2017	18881	430141413	CONSULTING SVCS AUG17	\$1,250.00
TOWNSEND PUBLIC AFFAIRS, INC.					Total Check Amount:	\$5,000.00
V25249	TRINITY SOUND COMPANY	07/28/2017	11364	110404542	SOUND:7/26 CONCERT	\$798.00
TRINITY SOUND COMPANY					Total Check Amount:	\$798.00
V25250	TURBO DATA SYSTEMS, INC.	07/28/2017	1472	110212122	CITATION PROC JUN17	\$2,359.62
		07/28/2017	1472	110212132	HH LEASE TPM JUN17	\$258.60
TURBO DATA SYSTEMS, INC.					Total Check Amount:	\$2,618.22
V25251	UNITED ROTARY BRUSH CORPORATION	07/28/2017	16649	480515161	SWEEPER BROOM	\$100.21
		07/28/2017	16649	480515161	SWEEPER BROOMS (2)	\$200.42
		07/28/2017	16649	480515161	SWEEPER BROOMS (3)	\$300.62
UNITED ROTARY BRUSH CORPORATION					Total Check Amount:	\$601.25
V25252	US METRO GROUP, INC.	07/28/2017	24814	110515125	JAN SVCS:CRUISIN BREA	\$375.00
		07/28/2017	24814	110515125	JANITORIAL SVCS JUL17	\$786.41
		07/28/2017	24814	490515151	JANITORIAL SVCS JUL17	\$31,232.44
US METRO GROUP, INC.					Total Check Amount:	\$32,393.85
V25253	VORTEX	07/28/2017	15007	490515151	GATE REPAIR @ FS 2	\$940.14
VORTEX					Total Check Amount:	\$940.14
V25254	WALTERS WHOLESALE ELECTRIC	07/28/2017	1667	490515151	ELECTRIC REPAIR @ FS	\$29.00
WALTERS WHOLESALE ELECTRIC					Total Check Amount:	\$29.00
V25255	WAXIE SANITARY SUPPLY	07/28/2017	3332	110515125	TOWELS/STD ROLLS	\$1,100.26
		07/28/2017	3332	490515151	STD ROLLS	\$363.60
		07/28/2017	3332	490515151	TOWELS	\$751.66
		07/28/2017	3332	490515151	TOWELS/STD ROLLS	\$3,288.86
WAXIE SANITARY SUPPLY					Total Check Amount:	\$5,504.38
V25256	WEST COAST SAND & GRAVEL, INC.	07/28/2017	11519	420515131	SCREENED FILL SAND	\$354.72
WEST COAST SAND & GRAVEL, INC.					Total Check Amount:	\$354.72
V25257	ZOLL MEDICAL CORPORATION	07/28/2017	23538	110222222	ALL PURPOSE CUFF	\$119.60

City Check Register for: Jul 28, 2017

Check #	Vendor Name	Check Date	Vendor #	Budget Unit	Description	Amount
ZOLL MEDICAL CORPORATION					Total Check Amount:	\$119.60
Voucher Subtotal						\$1,388,031.42

TOTAL \$1,595,999.54

City of Brea

COUNCIL COMMUNICATION

TO: Honorable Mayor and City Council Members

FROM: Bill Gallardo, City Manager

DATE: 08/01/2017

SUBJECT: Approve the Investment Policy Guidelines for the City of Brea's Employee Benefit Fund Pension Plan

RECOMMENDATION

Approve the Investment Policy Guidelines for the City of Brea's Employee Benefit Fund Pension Plan through Public Agency Retirement Services (PARS).

BACKGROUND/DISCUSSION

On November 17, 2015, the City Council approved participation within the Public Agencies Post-Employment Benefits Trust Program that established the City of Brea's Employee Benefit Fund Pension Plan ("Plan"). The Plan is administered by Public Agencies Retirement Services (PARS) to assist the City in "pre-funding" its pension obligations in an irrevocable Section 115 Trust account. Some of the benefits of participating in the program are summarized below:

- City maintains oversight of investment management and control over the risk tolerance level of the portfolio;
- Assets held in the PARS Section 115 Trust account allows for greater investment flexibility and risk diversification compared to the City's overall investments;
- Assets could be accessed to offset unexpected CalPERS rate increases (rate stabilization);
- Potential to improve an agency's bond rating; and
- Flexibility to access assets at any time as long as it is used to pay employer's pension obligations.

The investment strategies for these assets are defined within the City's Investment Policy Guidelines that were developed and evaluated by PARS, HighMark Capital Management (the Plan's Investment Advisory Firm) and the City's Investment Advisory Committee (IAC). The purpose of the Investment Policy Guidelines is to facilitate communication and confirm the City's investment objectives for the Plan. It also helps maintain a long-term perspective when market volatility is caused by short-term market movements. The policy also details the Plan's Trustee, the Investment Manager and the Investment Advisory Committee's roles and responsibilities.

On January 19, 2016, the City Council adopted the City's Investment Policy Guidelines for the Plan and confirmed the IAC's recommendation of selecting the "Balanced" Asset Allocation Strategy of the five strategies offered by the Plan's Investment Advisory Firm, HighMark Capital Management. This strategy provides growth of principal and income on the long term horizon.

On April 24, 2017 and July 17, 2017, the Investment Advisory Committee, including PARS and HighMark Capital Management, reviewed the Investment Policy Guidelines and recommended expanding the responsibilities of the Investment Manager to include “Notifying Investment Advisory Committee when investment portfolios demonstrate low performance, if any, which occurs between each periodic report.”

No other changes are recommended. The proposed recommended Investment Policy Guidelines is included as Attachment A.

COMMISSION/COMMITTEE RECOMMENDATION

On July 17, 2017, the Investment Advisory Committee reviewed the Investment Policy Guidelines and it is recommended for City Council approval.

FISCAL IMPACT/SUMMARY

There is no fiscal impact for approving the Investment Policy Guidelines.

RESPECTFULLY SUBMITTED:

William Gallardo, City Manager

Prepared by: Alicia Brenner, Senior Management Analyst

Concurrence: Cindy Russell, Administrative Services Director

Attachments

Attachment A



FINAL

Investment Policy Guidelines

for the

City of Brea

Employee Benefits Fund Pension Plan

August, 2017

Investment Policy Guidelines

Scope and Purpose

The purpose of these Investment Policy Guidelines is to:

- Facilitate the process of ongoing communication between the Plan Sponsor and its plan fiduciaries;
- Confirm the Plan's investment goals and objectives and management policies applicable to the investment portfolio identified below and obtained from the Plan Sponsor;
- Provide a framework to construct a well-diversified asset mix that can potentially be expected to meet the account's investment needs that is consistent with the account's investment objectives, liquidity considerations and risk tolerance;
- Identify any unique considerations that may restrict or limit the investment discretion of its designated investment managers;
- Help maintain a long-term perspective when market volatility is caused by short-term market movements.

Key Plan Sponsor Account Information as of August 2017

Plan Sponsor:	City of Brea
Governance:	Investment Advisory Committee for the City of Brea
Plan Name ("Plan"):	City of Brea Employee Benefit Fund Pension Plan
Trustee:	US Bank Contact: Sue Hughes, 949-224-7209 Susan.Hughes@usbank.com
Type of Account:	Pension Plan
Investment Manager:	US Bank, as discretionary trustee, has delegated investment management responsibilities to HighMark Capital Management, Inc. ("Investment Manager"), an SEC-registered investment adviser Contact: Keith Stribling, CFA, 949-553-2591 Keith.stribling@highmarkcapital.com

Investment Authority: Except as otherwise noted, the Trustee, US Bank, has delegated investment authority to HighMark Capital Management, an SEC-registered investment adviser. Investment Manager has full investment discretion over the managed assets in the account. Investment Manager is authorized to purchase, sell, exchange, invest, reinvest and manage the designated assets held in the account, all in accordance with account's investment objectives, without prior approval or subsequent approval of any other party(ies).

Investment Objectives and Constraints

The goal of the Plan's investment program is to provide a reasonable level of growth which, will result in sufficient assets to pay the present and future obligations of the Plan. The following objectives are intended to assist in achieving this goal:

- The Plan should seek to earn a return in excess of its policy benchmark over the life of the Plan.
- The Plan's assets will be managed on a total return basis which takes into consideration both investment income and capital appreciation. While the Plan Sponsor recognizes the importance of preservation of capital, it also adheres to the principle that varying degrees of investment risk are generally rewarded with compensating returns. To achieve these objectives, the Plan Sponsor allocates its assets (asset allocation) with a strategic perspective of the capital markets.

Investment Time Horizon: Long-term

Anticipated Cash Flows: Assets in the Plan will seek to mitigate the impact of future rate increases from CalPERS. Typically increases in rates come with a one-year advance warning, however this Plan may transfer assets to CalPERS at any time.

Investment Objective: The primary objective is to maximize total Plan return, subject to the risk and quality constraints set forth herein. The investment objective the Plan Sponsor has selected is the **Balanced Objective**, which has a dual goal to seek growth of income and principal.

Risk Tolerance: *Balanced*
The account's risk tolerance has been rated moderate, which demonstrates that the account can accept price fluctuations to pursue its investment objectives.

Strategic Asset Allocation: The asset allocation ranges for this objective are listed below:

<i>Strategic Asset Allocation Ranges</i>		
Cash	Fixed Income	Equity
0-20%	30%-50%	50%-70%
Policy: 5%	Policy: 35%	Policy: 60%

Market conditions may cause the account's asset allocation to vary from the stated range from time to time. The Investment Manager will rebalance the portfolio no less than quarterly and/or when the actual weighting differs substantially from the strategic range, if appropriate and consistent with your objectives.

Security Guidelines:

Equities

With the exception of limitations and constraints described above, Investment Manager may allocate assets of the equity portion of the account among various market capitalizations (large, mid, small) and investment styles (value, growth). Further, Investment Manager may allocate assets among domestic, international developed and emerging market equity securities.

Total Equities	50%-70%
<i>Equity Style</i>	<i>Range</i>
Domestic Large Cap Equity	20%-50%
Domestic Mid Cap Equity	0%-15%
Domestic Small Cap Equity	0%-20%
International Equity (incl. Emerging Markets)	0%-20%
Real Estate Investment Trust (REIT)	0%-10%

Fixed Income

In the fixed income portion of the account, Investment Manager may allocate assets among various sectors and industries, as well as varying maturities and credit quality that are consistent with the overall goals and objectives of the portfolio.

Total Fixed Income	30%-50%
--------------------	---------

Eligible Investments

- Debt obligations of the U.S. Government, its agencies, and Government Sponsored Enterprises
- Mortgage-Backed Securities (MBS)
- Asset Backed Securities (ABS)
- Collateralized Mortgage Obligations (CMO)
- Commercial Mortgage-Backed Securities (CMBS)

- Corporate debt securities issued by U.S. or foreign entities including, but not limited to, limited partnerships, equipment trust certificates and enhanced equipment trust certificates

Quality

The portfolio will maintain a minimum weighted average quality of A- at all times. Individual securities shall have a minimum quality rating of Baa3 by Moody's or BBB- by Standard & Poor's (S&P).

Duration

The manager will maintain the portfolio duration within +/- 25% of the benchmark duration at all times.

Diversification

- Any individual issuer position size is to be less than 10% of the portfolio assets at time of purchase, with the exception of securities issued or guaranteed by the U.S. Government, its agencies, and Government Sponsored Enterprises
 - High Yield will be managed with funds and/or ETF's at less than 5% of the total portfolio.

Performance Benchmarks:

The performance of the total Plan shall be measured over a three and five-year periods. These periods are considered sufficient to accommodate the market cycles experienced with investments. The performance shall be compared to the return of the total portfolio blended benchmark shown below.

Total Portfolio Blended Benchmark

32.00%	S&P500 Index
6.00%	Russell Mid Cap Index
9.00%	Russell 2000 Index
4.00%	MSCI Emerging Market Index
7.00%	MSCI EAFE Index
2.00%	Wilshire REIT
27.00%	BC US Aggregate Index
6.75%	ML 1-3 Year US Corp/Gov't
1.25%	US High Yield Master II
5.00%	Citi 1Mth T-Bill

Asset Class/Style Benchmarks

Over a market cycle, the long-term objective for each investment strategy is to add value to a market benchmark. The following are the benchmarks used to monitor each investment strategy:

Large Cap Equity	S&P 500 Index
Growth	S&P 500 Growth Index
Value	S&P 500 Value Index
Mid Cap Equity	Russell Mid Cap Index
Growth	Russell Mid Cap Growth
Value	Russell Mid Cap Value
Small Cap Equity	Russell 2000 Index
Growth	Russell 2000 Growth
Value	Russell 2000 Value
REITs	Wilshire REIT
International Equity	MSCI EAFE
Investment Grade Bonds	Barclays US Aggregate

Security Selection

Investment Manager may utilize a full range of investment vehicles when constructing the investment portfolio, including but not limited to individual securities, mutual funds, and exchange-traded funds. In addition, to the extent permissible, Investment Manager is authorized to invest in shares of mutual funds in which the Investment Manager serves as advisor or sub-adviser.

Investment Limitations:

The following investment transactions are prohibited:

- Direct investments in precious metals (precious metals mutual funds and exchange-traded funds are permissible).
- Venture Capital
- Short sales*
- Purchases of Letter Stock, Private Placements, or direct payments
- Leveraged Transactions*
- Commodities Transactions Puts, calls, straddles, or other option strategies*
- Purchases of real estate, with the exception of REITs
- Individual high yield or below investment grade rated bonds (high yield will be managed with funds and/or ETF's)
- Derivatives, with exception of ETFs*

**Permissible in diversified mutual funds and exchange-traded funds*

Duties and Responsibilities

Responsibilities of Plan Sponsor

The Investment Advisory Committee of the City of Brea is responsible for:

- Confirming in writing the accuracy of this Investment Policy Guidelines.
- Advising Trustee and Investment Manager of any change in the plan/account's financial situation, funding status, or cash flows, which could possibly necessitate a change to the account's overall risk tolerance, time horizon or liquidity requirements; and thus would dictate a change to the overall investment objective and goals for the account.

The City Treasurer and Administrative Services Director is responsible for:

- Monitoring and supervising all service vendors and investment options, including investment managers.
- Avoiding prohibited transactions and conflicts of interest.
- Providing quarterly investment reports to the City Council.

Responsibilities of Trustee

The plan Trustee is responsible for:

- Valuing the holdings.
- Collecting all income and dividends owed to the Plan.
- Settling all transactions (buy-sell orders).

Responsibilities of Investment Manager

The Investment Manager is responsible for:

- Assisting the Investment Advisory Committee with the development and maintenance of this Investment Policy Guidelines annually.
- Meeting with Investment Advisory Committee semi-annually to review portfolio structure, holdings, and performance.
- Meeting with City Council annually to review portfolio structure, holdings, and performance.
- Providing quarterly investment reports to the Investment Advisory Committee.
- Designing, recommending and implementing an appropriate asset allocation consistent with the investment objectives, time horizon, risk profile, guidelines and constraints outlined in this statement.
- Researching and monitoring investment advisers and investment vehicles.
- Purchasing, selling, and reinvesting in securities held in the account.
- Monitoring the performance of all selected assets.
- Notify Investment Advisory Committee when investment portfolios demonstrate low performance, if any, which occurs between each periodic report.
- Voting proxies, if applicable.
- Recommending changes to any of the above.
- Periodically reviewing the suitability of the investments, being available to meet with the committee at least once each year, and being available at such other times within reason at your request.
- Informing the committee if changes occur in personnel that are responsible for portfolio management or research.

Acknowledgement and Acceptance

I/We being the Plan Sponsor with responsibility for the account(s) held on behalf of the Plan Sponsor specified below, designate Investment Manager as having the investment discretion and management responsibility indicated in relation to all assets of the Plan or specified Account. If such designation is set forth in the Plan/trust, I/We hereby confirm such designation as Investment Manager.

I have read the Investment Policy Guidelines, and confirm the accuracy of it, including the terms and conditions under which the assets in this account are to be held, managed, and disposed of by Investment Manager. This Investment Policy Guidelines supersedes all previous versions of an Investment Policy Guidelines or investment objective instructions that may have been executed for this account.

Plan Sponsor: City of Brea

Investment Manager: Keith Stribling, CFA, Senior Portfolio Manager, (949) 553-2591

Date: _____
Date: 7/18/17

City of Brea

COUNCIL COMMUNICATION

TO: Honorable Mayor and City Council Members

FROM: Bill Gallardo, City Manager

DATE: 08/01/2017

SUBJECT: City of Brea/Successor Agency to the Brea Redevelopment Agency Statement of Investment Policy

RECOMMENDATION

Approve the City of Brea/Successor Agency to the Brea Redevelopment Agency Statement of Investment Policy.

BACKGROUND/DISCUSSION

State law allows the City Council to annually adopt the Statement of Investment Policy. Thus, per the City's fiscal policies, "The City Treasurer will annually submit an investment policy to the City Council for review and adoption." The Investment Policy serves as a guideline for the investment of City and Successor Agency funds. The Brea Investment Advisory Committee annually reviews the Statement of Investment Policy for the City of Brea and the Successor Agency to the Brea Redevelopment Agency.

There have been no recent State Government code changes that are applicable and need to be reflected in the policy at this time. On September 12, 2016, the Investment Advisory Committee made a change in its regular meeting dates in order to schedule those meetings following the end of each calendar quarter and to assure the most current information is available. In order for the Investment Advisory Committee to review the information prior to the City Council, the reporting requirements in the City's Investment Policy need to be updated. The Investment Advisory Committee recommended that the timing of the monthly Treasurer's Reports be moved from the second to the third City Council meeting following the end of each month. For example, the Treasurer's Report for the month ended June 2017 would be due by the first City Council in August.

Also, on April 24, 2017 and on July 17, 2017, the Investment Advisory Committee, including PARS and HighMark Capital Management, reviewed the Statement of Investment Policy and recommended expanding the responsibilities of the Investment Manager to include *"Notifying the Investment Advisory Committee when investment portfolios demonstrate low performance, if any, which occurs between each periodic report."* No other changes are recommended. The draft Statement of Investment Policy is included as Attachment A.

These two amendments have been made to the **Reporting** Section which begins on Page 1 of the City's Investment Policy.

COMMISSION/COMMITTEE RECOMMENDATION

The Investment Advisory Committee at its meeting on July 17, 2017 reviewed the Updated Statement of Investment Policy and approved recommending the updated Statement of Investment Policy.

FISCAL IMPACT/SUMMARY

There is no fiscal impact from the adoption of the Statement of Investment Policy.

RESPECTFULLY SUBMITTED:

William Gallardo, City Manager

Prepared by: Ana Conrique, Senior Accountant

Concurrence: Cindy Russell, Administrative Services Director

Attachments

Attachment A

City Of Brea / Successor Agency to the Brea Redevelopment Agency

(Final)

STATEMENT OF INVESTMENT POLICY

July 1, 2017

Purpose

This statement is intended to provide a guideline for the prudent investment of funds and to outline the policies for maximizing the efficiency of the City of Brea and Successor Agency to the Brea Redevelopment Agency ("City") cash management system. The ultimate goal is to enhance the economic status of the City while protecting its pooled funds. This investment policy has been prepared so as to be in conformance with all pertinent existing laws of the State of California for General Law cities.

Objective

The cash management system of the City is designed to accurately monitor and forecast expenditures and revenues, thus enabling the City to invest funds to the fullest extent possible. The City attempts to obtain a market rate of return without incurring undue risk to principal. The objectives of such investments are: 1) preserve capital, 2) maintain financial flexibility/liquidity, and 3) obtain a competitive rate of return on the City's investments.

Scope

This investment policy applies to the decisions and activities of the City with regard to investing the financial assets of all funds, including the following: General Fund, Special Revenue Funds, Assessment Funds, Enterprise Funds, Internal Service Funds, Capital Projects Funds, Debt Service Funds, Reserve Funds, Trust and Agency Funds, and any other funds that may be created from time to time. This policy does not apply retiree health care savings/trust/plan(s) or deferred compensation plans.

Investment Responsibility

Investments decisions of the City funds are the responsibility of the City Treasurer and Administrative Services Director, and shall comply with the Investment Policy of the City. These responsibilities include the authority to open accounts with banks, brokers and dealers and to establish safekeeping accounts or other arrangements for the custody of securities and to execute such documents as may be necessary.

Those authorized to execute transactions for the City include the: 1) City Treasurer, 2) Administrative Services Director, 3) Revenue and Budget Manager, and 4) those specifically deputized by the City Treasurer and Administrative Services Director with said authorization to be filed with the City Clerk. The City Treasurer and Administrative Services Director shall insure that an authorized person is available at all times to execute the City's investments. Investment managers, brokers and dealers are to be provided with a list of specified names of those persons authorized to execute transactions. The City Council may authorize the delegation of a portion of investments to an outside investment manager.

Reporting

The City Treasurer and Administrative Services Director shall be responsible for reporting the status of investments to the City Council and City Manager on a monthly basis. The Investment Advisory Committee will review the status of investments on a quarterly basis. Reports are to be submitted to the City Council and City

Manager by the 3rd City Council meeting following the end of the reporting month. These reports shall include the type of investment, institution, face amount, market value, book value, interest rate, date of maturity, compliance to the investment policy, and a statement that denotes the ability to meet expenditure requirements for the next six months.

If the City has an outside Investment Manager, the Investment Manager shall periodically report on the activity and results of the funds being managed by the Investment Manager. Additionally, the Investment Manager shall notify the Investment Advisory Committee when investment portfolios demonstrate low performance, if any, which occurs between each periodic report.

Prudence

The standard of prudence to be applied by the City Treasurer, Administrative Services Director, Revenue and Budget Manager, and those specifically deputized by the City Treasurer and Administrative Services Director with said authorization to be filed with the City Clerk shall be the "prudent investor" standard, as defined under Government Code Section 53600.3 which states, "When investing, reinvesting, purchasing, acquiring, exchanging, selling, or managing public funds, a trustee shall act with care, skill, prudence, and diligence under the circumstances then prevailing, including, but not limited to, the general economic conditions and the anticipated needs of the City, that a prudent person acting in a like capacity and familiarity with those matters would use in the conduct of funds of a like character and with like aims, to safeguard the principal and maintain the liquidity needs of the City/Successor Agency to the Brea Redevelopment Agency. Within the limitations of this section and considering individual investments as part of an overall strategy, investments may be acquired as authorized by law."

Ethics and Conflicts of Interest

Officers and employees involved in the City investment process shall refrain from personal business activity that could conflict with proper execution of the investment program or which could impair their ability to make impartial investment decisions. City employees and investment officials shall disclose any material financial interests in financial institutions that conduct business within the City, and they shall further disclose any personal financial/investment positions that could be related to the performance of the City's portfolio. City employees and officers shall refrain from undertaking personal investment transactions with the same individual with whom business is conducted on behalf of the City.

Investment Instruments

Funds of the City may be invested in any instrument allowable under current legislation of the State of California (Government Code Section 53600 et sec.) so long as the investment is appropriate and consistent with this Investment Policy taking into consideration the City's investment objectives. Investment instruments may include:

- U.S. Treasury Obligations (Bills, Notes and Bonds)
- U.S. Government Agency Securities and Instrumentality's of Government Sponsored Corporations, including a maximum of 5% in callable bonds issued by such agencies
- Banker's Acceptances

- Commercial Paper
- Repurchase Agreements (requires a master repurchase agreement to be signed and on file with the bank or broker/dealer)
- Certificates of Deposit
- Negotiable Certificates of Deposit
- Passbook Savings Accounts
- Interest Bearing Checking Accounts
- Medium Term Corporate Notes
- Bank Money Market Accounts
- Local Agency Investment Fund (State Pool)
- County of Orange Investment Fund (County Pool)
- Other investments that are, or may become, legal investments through the State of California Government Code.
- Water rights/preferred stock/common stock of a private mutual water company

Provisions of Government Code Section 53601 shall be adhered to at all times. This includes, but is not limited to, the following restrictions:

- Bankers Acceptances cannot exceed 40% of the portfolio nor exceed 180 days;
- Commercial Paper cannot exceed 25% of the portfolio. Commercial Paper must be rated P-1 (Moody's), A-1 (Standard & Poor's) and cannot exceed 270 days;
- Money Market Funds cannot exceed 20% of the portfolio;
- Medium Term Corporate Notes cannot exceed 30% of the portfolio and must carry a minimum A rating;
- Pass-through securities including Collateralized Mortgage Obligations cannot exceed 20% of the portfolio.
 - Collateralized Mortgage Obligations must pass the Federal Financial Institution Examination Council (FFIEC) liquidity test to be an eligible investment for the City
 - Asset Backed Securities are limited to a maximum of 10% of the portfolio at time of purchase
 - Maximum maturity of 5 years
 - Asset Backed Security must be rated AA or higher
 - Underlying issuer rating must meet the requirements of code (i.e. A3 or A- minimum)
- Supranational Securities must be rated AA or higher, cannot exceed 15% of the portfolio and no more than 5% of portfolio per issuer. The maximum maturity cannot exceed 5 years.
- Additionally, the City will use the guidelines established by the joint committee of the California Municipal Treasurers Association and the California Society of Municipal Finance Officers as the basis for investing in government investment pools.

For purposes of complying with legal investment limitations, the percentage references pertaining to the above refers to the maturity value of the portfolio at the time of purchase.

Prohibited Investments

The City shall not invest any funds in derivatives, inverse floaters, range notes, or interest-only strips that are derived from a pool of mortgages. The City shall not invest any funds in any security that could result in a zero interest accrual if held to maturity.

Collateralization

Collateralization shall be required on two types of investments: Certificates of deposit and repurchase (and reverse repurchase) agreements. A collateral agreement must be current and on file before any funds can be transferred for collateralized certificates of deposit.

Collateral shall be held by an independent third party with whom the City has a current written custodial agreement. A clearly marked evidence of ownership (safekeeping receipt) must be supplied to the City and retained. The right of collateral substitution is granted in accordance with the following requirements:

- A. Certificates of Deposit
 - 1. Government securities used as collateral require one hundred and ten (110) percent of market value to the face amount of the deposit
 - 2. Promissory notes secured by first trust deeds used as collateral require one hundred and fifty (150) percent of market value to the face amount of the deposit
 - 3. Irrevocable letters of Credit issued by the Federal Home Loan Bank of San Francisco require one hundred and five (105) percent of market value to the face amount of the deposit
- B. Repurchase and Reverse Repurchase Agreements
 - 1. Only U.S. Treasury securities or federal agency securities are acceptable collateral. All securities underlying repurchase agreements must be delivered to the City's custodian bank versus payment or be handled under a properly executed tri-party repurchase agreement. The total market value of all collateral for each repurchase agreement must equal or exceed one hundred and two (102) percent of the total dollar value of the money invested by the City for the term of the investment. For any repurchase agreement with a term of more than one (1) day, the value of the underlying securities must be reviewed on an ongoing basis according to market conditions. Market value must be calculated each time there is a substitution of collateral.
 - 2. The City or its trustee shall have perfected first security interest under the Uniform Commercial Code in all securities subject to a repurchase agreement.

Investment Criteria

Criteria for selecting investments and the order of priority are:

- A. Safety

The safety and risk associated with an investment refers to the potential loss of principal, interest or a combination of these amounts. The City only operates in those investments that are considered very safe.
- B. Liquidity

This refers to the ability to convert an investment into cash at any moment in time with a minimal chance of losing some portion of principal or interest. Liquidity is an important investment quality when there is an occasional need for funds. The potential fluctuations in market value and the expected future availability of reasonable bids in the market are to be important considerations when selecting an investment.

C. Yield

Yield is the potential dollar earnings an investment can provide and sometimes is described as the rate of return.

Diversification

The City will diversify the use of investment instruments to avoid incurring unreasonable risks inherent in over-investing in specific instruments, or individual financial institutions. In no case, without prior notification and approval from the City Council, shall the amount invested in one entity at the time of purchase exceed 5% of the total portfolio, with the following exceptions:

- U.S. Federal Government Agency Obligations of one specific entity cannot exceed 25% of the maturity value of the portfolio at the time of purchase.
- U.S. Treasury Obligations (Treasury Bills, Treasury Strips, Bonds, Notes) directly backed by the full faith and credit of the United States for payment of principal and interest shall not be subject to a maximum percentage of the portfolio.
- Approved State and County investment pools together cannot exceed 60% of the maturity value of the portfolio at the time of purchase, and no more than 40% of the maturity value at the time of purchase can be deposited in any one particular pool.

Investment Pools

The City Treasurer, Administrative Services Director and City Council have determined that use of investment pools is a practical investment option. The City will utilize guidelines established by the California Municipal Treasurers Association and California Society of Municipal Finance Officers to ensure the safety of investment pools which includes a thorough investigation of the pool/fund prior to investing, and on a continual basis. There shall be a questionnaire developed which will answer the following general questions:

- A description of eligible investment securities, and a written statement of investment policy and objectives.
- A description of interest calculations and how it is distributed, and how gains and losses are treated.
- A description of how the securities are safeguarded (including the settlement processes), and how often the securities are priced and the program audited.
- A description of who may invest in the program, how often, what size deposit and withdrawal are allowed.
- A schedule for receiving statements and portfolio listings.
- Are reserves, retained earnings, etc. utilized by the pool/fund?
- A fee schedule, and when and how is it assessed.
- Is the pool/fund eligible for bond proceeds and/or will it accept such proceeds?

Maturity Limitations

Every investment instrument purchased must have a term remaining to maturity of less than five years, unless the investment is for the Senior Low Cost Housing Subsidy Program, bond proceeds for the Reserve Fund, funded/capitalized interest fund; or the City Council has granted express authority to make that investment, either specifically or as part of an investment program approved by the City Council no more than three months prior to the investment. When possible, a minimum of 25% of the portfolio should be in maturities of one year or less.

Safekeeping and Custody

All security transactions, including collateral for repurchase agreements, entered into by the City shall be conducted on a delivery-versus-payment (DVP) basis which ensure that securities are deposited in an eligible financial institution prior to the release of funds. Securities shall be held by a third-party custodian designated by the City and evidenced by safekeeping receipts with a written custodial agreement. The only exception to the foregoing shall be depository accounts and securities purchases made with: LAIF, direct time certificates of deposit and money market mutual funds, since the purchased securities are not deliverable. Settlement instructions sent to the safekeeping agent shall require authorization.

Monthly trust statements are reconciled to the Investment Reports by the City's Accountant. The City's Accountant performs reconciliation of the monthly bank statements. The periodic review of the investment portfolio, including investment types, purchase price, market values, maturity dates, and investment yields as well as conformance to the stated investment policy will be performed by the Investment Advisory Committee.

Qualified Broker/Dealers

For those investments managed directly by the City, the City shall maintain a listing of broker/dealers that are approved by the Investment Advisory Committee for investment purposes. All broker/dealers who desire to bid for investment transactions must supply the City with the following information; a completed broker/dealer questionnaire, audited financial statements, proof of National Association of Security Dealers' certification, trading resolution, proof of California registration, and certification of having read the City of Brea's investment policy.

The Investment Advisory Committee will conduct an annual review of the qualified broker/dealers. The decision to add or subtract from the authorized list of broker/dealers will be based on many factors to include, but not limited to, products offered, service levels, references, etc. No single factor will determine the Committee's final decision. A current audited financial statement is required to be on file for each broker/dealer with which the City of Brea invests. The City's authorized brokers/dealers shall provide written confirmation of having read and understood the City's investment policy and that all investments recommended by them will be suitable for the City of Brea.

Monitoring and Adjusting the Portfolio

The City Treasurer and Administrative Services Director will routinely monitor the contents, performance and risk profile of the investment portfolio, the investment alternatives, and the relative values of competing investment instruments and will adjust the portfolio accordingly based on the approved Statement of Investment Policy on a quarterly basis. The City Council shall also bear a responsibility for monitoring the implementation of this policy and the safeguarding of the City's Treasury.

Performance Standards

The investment portfolio shall be designed to attain a market-average rate of return throughout budgetary and economic cycles, taking into account the City's risk constraints, the cash flow characteristics of the portfolio, and state and local laws, ordinances or resolutions that restrict investments.

The Treasurer and Administrative Services Director shall monitor and evaluate the portfolio's performance relative to market benchmark, which will be included in the Treasurer's monthly report. The Treasurer and Administrative Services Director shall select an appropriate, readily available index to use as a market benchmark.

Monthly Reporting

Monthly investment reports will be submitted by the City Treasurer and Administrative Services Director to the City Council. These reports will disclose, at a minimum, the following information about the characteristics of the City's portfolio:

- A. An asset listing showing par value, cost and accurate and complete market value of each security, type of investment, issuer, and interest rate.
- B. Monthly transactions for the period.
- C. A one-page summary report that shows:
 - 1. Average maturity of the portfolio and modified duration of the portfolio;
 - 2. Maturity distribution of the portfolio;
 - 3. Average portfolio credit quality; and,
 - 4. Time-weighted total rate of return for the portfolio for the prior one month, three months, twelve months, year to date, and since inception compared to the City's market benchmark returns for the same periods;
- D. A statement of compliance with investment policy, including a schedule of any transactions or holdings which do not comply with this policy or with the California Government Code, including a justification for their presence in the portfolio and a timetable for resolution.
- E. A statement that the City has adequate funds to meet its cash flow requirements for the next six months.

Bond Funds/Arbitrage

The U.S. Tax Reform Act of 1986 requires the City to perform annual arbitrage calculations and rebate excess earnings from investments of proceeds of bond issues sold after the effective date of this law to the U.S. Treasury. This arbitrage calculation may be contracted with an outside source to provide the necessary technical assistance to comply with this regulation. Funds subject to the 1986 Tax Reform Act will be kept segregated from other funds and records will be kept in a fashion to facilitate the calculations. The City's investment position relative to the new arbitrage restrictions is to continue pursuing the maximum yield on applicable investments while ensuring the safety of capital and liquidity. It is a fiscally sound position to continue maximization of yield and to rebate excess earnings, if necessary.

Review and/or Modification

The City Treasurer and Investment Advisory Committee shall be responsible for reviewing and recommending modifications to the Statement of Investment Policy and submitting it to the City Council for approval on an annual basis. However, the City Treasurer and Administrative Services Director may, at any time, further restrict the investments approved for purchase as deemed appropriate.

Internal Controls

The City Treasurer and Administrative Services Director shall organize the investment function so that specific responsibility for the performance of duties is assigned with a clear line of authority and reporting. The functions of authorizing, executing and recording transactions, custody of investments and performing reconciliation's will be handled by separate persons to reduce the risk that anyone person is in a position to conceal errors or fraud in the normal course of duty. While no internal control system, however elaborate, can guarantee absolute assurance that the City's assets are safeguarded, it is the intent of the City's internal control system to provide reasonable assurance that management of the investment function meets the City's objectives. These internal controls shall be reviewed annually by the independent auditor who shall review and comment upon the content of this policy, the effectiveness of its implementation and applicable management controls with regard to its implementation and the safeguarding of the City's Treasury funds.

Investment Advisory Committee

An Investment Advisory Committee ("Committee") is established to review and make recommendations on the Investment Policy and investment strategy of the City of Brea/Successor Agency to the Brea Redevelopment Agency and to strengthen the internal control of the management of the City's funds. The following are the duties and responsibilities of the Committee:

A. Purpose

1. To review and make recommendations on investment policy and investment strategy of the City of Brea/Successor Agency to the Brea Redevelopment Agency.
2. To review the City's investments on a periodic basis and to recommend any exceptions and/or changes to the policy, to the City Council for review and approval.

B. Composition of Committee

1. City Treasurer
2. City Council Member (selected by the City Council)
3. Administrative Services Director
4. Revenue and Budget Manager
5. Two (2) Brea Citizens (selected by the City Council with the City Treasurer as subcommittee members)

C. Functions

1. Annually (or as needed)
 - a. To review and approve Statement of Investment Policy
 - b. To review the financial condition and registrations of qualified broker/dealers (Only required when investments are managed by the City)
2. Monthly or Quarterly
 - a. To review the City's investments
 - b. To recommend any modifications to the Investment Policy
 - c. To develop and carry out the ongoing investment strategy in accordance with the Investment Policy
 - d. To provide a status report at a study session of the City Council as requested

The function of the Committee is not to inhibit the daily operation of the Administrative Services Department, but to provide policy guidelines within which to work on a day-to-day basis. By this, it is meant that each individual trade need not be approved by the Committee at the time it is transacted provided that it falls within the scope of the Statement of Investment Policy.

Disclosure

Members of the Committee shall be required to comply with the Fair Political Practices Act reporting requirements (Form 700) on an annual basis and submit filings to the City Clerk's Office.

(External)

FUNCTION	RESPONSIBILITY
Develop formal Statement of Investment Policy	Administrative Services Director Revenue and Budget Manager
Recommend modifications to Investment Policy	City Treasurer Administrative Services Director Revenue and Budget Manager
Review formal Statement of Investment Policy and recommend a Council action	City Treasurer Investment Advisory Committee
Adopt formal Statement of Investment Policy	City Council
Select investments	Outside Investment Manager
Execute investment transactions and fax or email completed trade information to City	Outside Investment Manager
Review transactions for compliance with investment policy	City Treasurer, Administrative Services Director, or Revenue and Budget Manager
Investment verification (match broker confirmation to trade information provided by outside Investment Manager to City investment records)	Administrative Services Director, or Revenue and Budget Manager
Record investment transactions into City's accounting records	City Accountant
Reconcile investment records to accounting records and bank statements and report any variances to Administrative Services Director and City Treasurer	City Accountant
Security	Time Certificates of Deposit will be maintained in the City's vault in the care of the City Treasurer and Administrative Services Director. All other investment securities will be held in safekeeping in the trust department of the City's Depository Bank, or other third party custodian as designated by the City Treasurer or Administrative Services Director.

(Internal)

FUNCTION	RESPONSIBILITY
Develop formal Statement of Investment Policy	City Treasurer Administrative Services Director Revenue and Budget Manager
Recommend modifications to Statement of Investment Policy	City Treasurer Administrative Services Director Revenue and Budget Manager Investment Advisory Committee
Review formal Statement of Investment Policy and recommend City Council action	Investment Advisory Committee
Annually review and adopt a formal Statement of Investment Policy	City Council
Select investments	Administrative Services Director, or Revenue and Budget Manager
Approve transactions	Administrative Services Director
Execute investment transactions	Administrative Services Director
Investment verification (match broker confirmation to City investment records)	Administrative Services Director, or Revenue and Budget Manager
Record investment transactions into City's accounting records	City Accountant
Reconcile investment records to accounting records and bank statements and report any variances to the Administrative Services Director	City Accountant
Security	Time Certificates of Deposit will be maintained in the City's vault in the care of the City Treasurer and Administrative Services Director. All other investment securities will be held in safekeeping in the trust department of the City's Depository Bank, or other third party custodian as designated by the City Treasurer or Administrative Services Director

GLOSSARY

AGENCIES: Federal agency securities and/or Government-sponsored enterprises.

ASKED: The price at which securities are offered.

BANKERS' ACCEPTANCE (BA): A draft or bill or exchange accepted by a bank or trust company. The accepting institution guarantees payment of the bill, as well as the issuer.

BENCHMARK: A comparative base for measuring the performance or risk tolerance of the investment portfolio. A benchmark should represent a close correlation to the level of risk and the average duration of the portfolio's investments.

BID: The price offered by a buyer of securities. (When you are selling securities, you ask for a bid.) See Offer.

BOOK VALUE: The value at which a debt security is shown on the holder's balance sheet. Book value is acquisition cost less amortization of premium or plus accretion of discount.

BROKER: A broker brings buyers and sellers together for a commission.

CALIFORNIA MUNICIPAL TREASURERS ASSOCIATION (CMTA): Is the professional society of active public treasurers of California counties, cities and special districts. It sets ethical standards for the treasury profession in state and local governments in California.

CALIFORNIA SOCIETY OF MUNICIPAL FINANCE OFFICERS (CSMFO): Is a professional association of state, county and local government finance officers in California. CSMFO is the statewide organization serving all of California municipal finance professionals, an affiliate of the nationwide Government Finance Officers Association (GFOA).

CERTIFICATE OF DEPOSIT (CD): A time deposit with a specific maturity evidenced by a Certificate. Large-denomination CD's are typically negotiable.

COLLATERAL: Securities, evidence of deposit or other property, which a borrower pledges to secure repayment of a loan. Also refers to securities pledged by a bank to secure deposits of public monies.

COMMERCIAL PAPER: An unsecured obligation issued by a corporation or bank to finance its short-term credit needs, such as accounts receivable and inventory.

COMPREHENSIVE ANNUAL FINANCIAL REPORT (CAFR): The official annual report of the (*entity*). It includes five combined statements for each individual fund and account group prepared in conformity with GAAP. It also includes supporting schedules necessary to demonstrate compliance with finance-related legal and contractual provisions, extensive introductory material, and a detailed Statistical Section.

CORPORATE BOND: A debt security issued by corporation and sold to investors. The backing for the bond is usually the payment ability of the company, which is typically money to be earned from future operations.

COUPON: (a) The annual rate of interest that a bond's issuer promises to pay the bondholder on the bond's face value. (b) A certificate attached to a bond evidencing interest due on a payment date.

DEALER: A dealer, as opposed to a broker, acts as a principal in all transactions, buying and selling for his own account.

DEBENTURE: A bond secured only by the general credit of the issuer.

DELIVERY VERSUS PAYMENT: There are two methods of delivery of securities: delivery versus payment and delivery versus receipt. Delivery versus payment is delivery of securities with an exchange of money for the securities. Delivery versus receipt is delivery of securities with an exchange of a signed receipt for the securities.

DERIVATIVES: (1) Financial instruments whose return profile is linked to, or derived from, the movement of one or more underlying index or security, and may include a leveraging factor, or (2) financial contracts based upon notional amounts whose value is derived from an underlying index or security (interest rates, foreign exchange rates, equities or commodities).

DISCOUNT: The difference between the cost price of a security and its maturity when quoted at lower than face value. A security selling below original offering price shortly after sale also is considered to be at a discount.

DISCOUNT SECURITIES: Non-interest bearing money market instruments that are issued at a discount and redeemed at maturity for full face value (*e.g., U.S. Treasury Bills.*)

DIVERSIFICATION: Dividing investment funds among a variety of securities offering independent returns.

DURATION: A measure of the sensitivity of the price (the value of principal) of a fixed-income investment to a change in interest rates. Duration is expressed as a number of years. Rising interest rates mean falling bond prices, while declining interest rates mean rising bond prices.

FEDERAL CREDIT AGENCIES: Agencies of the Federal government set up to supply credit to various classes of institutions and individuals, *e.g.,* S&L's, small business firms, students, farmers, farm cooperatives, and exporters.

FEDERAL DEPOSIT INSURANCE CORPORATION (FDIC): A federal agency that insures bank deposits, currently up to \$250,000 per entity.

FEDERAL FINANCIAL INSTITUTIONS EXAMINATION COUNCIL (FFIEC): The Council is a formal interagency body empowered to prescribe uniform principles, standards, and report forms for the federal examination of financial institutions by the Board of Governors of the Federal Reserve System (FRB), the Federal Deposit Insurance Corporation (FDIC), the National Credit Union Administration (NCUA), the Office of the Controller of the Currency (OCC) and the Consumer Financial Protection Bureau (CFPB), and to make recommendations to promote uniformity in the supervision of financial institutions.

FEDERAL FUNDS RATE: The rate of interest at which Fed funds are traded. This rate is currently pegged by the Federal Reserve through open-market operations.

FEDERAL HOME LOAN BANKS (FHLB): Government sponsored wholesale banks (currently 12 regional banks), which lend funds and provide correspondent banking services to member commercial banks, thrift institutions, credit unions and insurance companies. The mission of the FHLBs is to liquefy the housing related assets of its members who must purchase stock in their district Bank.

FEDERAL NATIONAL MORTGAGE ASSOCIATION (FNMA): FNMA, like GNMA was chartered under the Federal National Mortgage Association Act in 1938. FNMA is a federal corporation working under the auspices of the Department of Housing and Urban Development (HUD). It is the largest single provider of residential mortgage funds in the United States. Fannie Mae, as the corporation is called, is a private stockholder-owned corporation. The corporation's purchases include a variety of adjustable mortgages and second loans, in addition to fixed-rate mortgages. FNMA's securities are also highly liquid and are widely accepted. FNMA assumes and guarantees that all security holders will receive timely payment of principal and interest.

FEDERAL OPEN MARKET COMMITTEE (FOMC): Consists of seven members of the Federal Reserve Board and five of the twelve Federal Reserve Bank Presidents. The President of the New York Federal Reserve Bank is a permanent member, while the other Presidents serve on a rotating basis. The Committee periodically meets to set Federal Reserve guidelines regarding purchases and sales of Government Securities in the open market as a means of influencing the volume of bank credit and money.

FEDERAL RESERVE SYSTEM: The central bank of the United States created by Congress and consisting of a seven member Board of Governors in Washington, D.C., 12 regional banks and about 5,700 commercial banks that are members of the system.

GOVERNMENT NATIONAL MORTGAGE ASSOCIATION (GNMA or Ginnie Mae): Securities influencing the volume of bank credit guaranteed by GNMA and issued by mortgage bankers, commercial banks, savings and loan associations, and other institutions. Security holder is protected by full faith and credit of the U.S. Government. Ginnie Mae securities are backed by the FHA, VA or FHA mortgages. The term "pass-throughs" is often used to describe Ginnie Maes.

INTEREST: The amount earned while owning a debt security, generally calculated as a percentage of the principal amount.

INVERSE FLOATER: A bond or other type of debt whose coupon rate has an inverse relationship to a benchmark rate. An inverse floater adjusts its coupon payment as the interest rate changes. This investment is prohibited under in the City's and Successor Agency to the Brea Redevelopment Agency Investment Policy.

LIQUIDITY: A liquid asset is one that can be converted easily and rapidly into cash without a substantial loss of value. In the money market, a security is said to be liquid if the spread between bid and asked prices is narrow and reasonable size can be done at those quotes.

LOCAL GOVERNMENT INVESTMENT POOL (LGIP): The aggregate of all funds from political subdivisions that are placed in the custody of the State Treasurer for investment and reinvestment.

MARKET VALUE: The price at which a security is trading and could presumably be purchased or sold.

MASTER REPURCHASE AGREEMENT: A written contract covering all future transactions between the parties to repurchase—reverse repurchase agreements that establishes each party's rights in the transactions. A master agreement will often specify, among other things, the right of the buyer-lender to liquidate the underlying securities in the event of default by the seller borrower.

MATURITY: The date upon which the principal or stated value of an investment becomes due and payable.

MONEY MARKET: The market in which short-term debt instruments (bills, commercial paper, bankers' acceptances, etc.) are issued and traded.

OFFER: The price asked by a seller of securities. (When you are buying securities, you ask for an offer.) See Asked and Bid.

OPEN MARKET OPERATIONS: Purchases and sales of government and certain other securities in the open market by the New York Federal Reserve Bank as directed by the FOMC in order to influence the volume of money and credit in the economy. Purchases inject reserves into the bank system and stimulate growth of money and credit; sales have the opposite effect. Open market operations are the Federal Reserve's most important and most flexible monetary policy tool.

PASSBOOK SAVINGS ACCOUNT: A savings account in which deposits and withdrawals are recorded in the depositor's passbook.

PASS-THOUGH SECURITY: A pool of fixed income securities backed by a package of assets (i.e. mortgages) where the holder receives the principal and interest payments.

PORTFOLIO: Collection of securities held by an investor.

PRIMARY DEALER: A group of government securities dealers who submit daily reports of market activity and positions and monthly financial statements to the Federal Reserve Bank of New York and are subject to its informal oversight. Primary dealers include Securities and Exchange Commission (SEC)-registered securities broker-dealers, banks, and a few unregulated firms.

PRINCIPAL: The face value or par value of an investment.

PRUDENT PERSON RULE: An investment standard. In some states the law requires that a fiduciary, such as a trustee, may invest money only in a list of securities selected by the custody state—the so-called legal list. In other states the trustee may invest in a security if it is one which would be bought by a prudent person of discretion and intelligence who is seeking a reasonable income and preservation of capital.

PRUDENT INVESTOR STANDARD: Is a standard defined under State Government Code Section 53600.3 that states when investing, reinvesting, purchasing, acquiring, exchanging, selling, or managing public funds, a trustee shall act with care, skill, prudence, and diligence under the circumstances then prevailing, including, but not limited to, the general economic

conditions and the anticipated needs of the City, that a prudent person acting in a like capacity and familiarity with those matters would use in the conduct of funds of a like character and with like aims, to safeguard the principal and maintain the liquidity needs of the City/Successor Agency to the Brea Redevelopment Agency. Within the limitations of this section and considering individual investments as part of an overall strategy, investments may be acquired as authorized by law.

QUALIFIED PUBLIC DEPOSITORIES: A financial institution which does not claim exemption from the payment of any sales or compensating use or ad valorem taxes under the laws of this state, which has segregated for the benefit of the commission eligible collateral having a value of not less than its maximum liability and which has been approved by the Public Deposit Protection Commission to hold public deposits.

RATE OF RETURN: The yield obtainable on a security based on its purchase price or its current market price. This may be the amortized yield to maturity on a bond the current income return.

REPURCHASE AGREEMENT (REPO): A holder of securities sells these securities to an investor with an agreement to repurchase them at a fixed price on a fixed date. The security “buyer” in effect lends the “seller” money for the period of the agreement, and the terms of the agreement are structured to compensate him for this.

REVERSE REPURCHASE AGREEMENT (REVERSE REPO): A reverse-repurchase agreement (reverse repo) involves an investor borrowing cash from a financial institution in exchange for securities. The investor agrees to repurchase the securities at a specified date for the same cash value plus an agreed upon interest rate. Although the transaction is similar to a repo, the purpose of entering into a reverse repo is quite different. While a repo is a straightforward investment of public funds, the reverse repo is a borrowing.

SAFEKEEPING: A service to customers rendered by banks for a fee whereby securities and valuables of all types and descriptions are held in the bank’s vaults for protection.

SECONDARY MARKET: A market made for the purchase and sale of outstanding issues following the initial distribution.

SECURITIES & EXCHANGE COMMISSION: Agency created by Congress to protect investors in securities transactions by administering securities legislation.

SEC RULE 15(C)3-1: See Uniform Net Capital Rule.

STRUCTURED NOTES: Notes issued by Government Sponsored Enterprises (FHLB, FNMA, SLMA, etc.) and Corporations, which have imbedded options (e.g., call features, step-up coupons, floating rate coupons, derivative-based returns) into their debt structure. Their market performance is impacted by the fluctuation of interest rates, the volatility of the imbedded options and shifts in the shape of the yield curve.

TREASURY BILLS: A non-interest bearing discount security issued by the U.S. Treasury to finance the national debt. Most bills are issued to mature in three months, six months, or one year.

TREASURY BONDS: Long-term coupon-bearing U.S. Treasury securities issued as direct obligations of the U.S. Government and having initial maturities of more than 10 years.

TREASURY NOTES: Medium-term coupon-bearing U.S. Treasury securities issued as direct obligations of the U.S. Government and having initial maturities from two to 10 years.

UNIFORM NET CAPITAL RULE: Securities and Exchange Commission requirement that member firms as well as nonmember broker-dealers in securities maintain a maximum ratio of indebtedness to liquid capital of 15 to 1; also called net capital rule and net capital ratio. Indebtedness covers all money owed to a firm, including margin loans and commitments to purchase securities, one reason new public issues are spread among members of underwriting syndicates. Liquid capital includes cash and assets easily converted into cash.

YIELD: The rate of annual income return on an investment, expressed as a percentage. (a) **INCOME YIELD** is obtained by dividing the current dollar income by the current market price for the security. (b) **NET YIELD** or **YIELD TO MATURITY** is the current income yield minus any premium above par or plus any discount from par in purchase price, with the adjustment spread over the period from the date of purchase to the date of maturity of the bond.

City of Brea

COUNCIL COMMUNICATION

TO: Honorable Mayor and City Council Members

FROM: Bill Gallardo, City Manager

DATE: 08/01/2017

SUBJECT: Treasurer's Report for the Successor Agency to the Brea Redevelopment Agency for
Period Ending June 30, 2017

RECOMMENDATION

Receive and file.

BACKGROUND/DISCUSSION

The Treasurer's Report contains information on the investment activities for the month of June 2017. Funds received by the Successor Agency are typically spent within 3-6 months; therefore are not invested long-term. The Successor Agency's Local Agency Investment Fund (LAIF) is used for short-term investments and functions like a savings account until funds are required to meet expenditures needs. Attachment A includes a Portfolio Summary and Holdings Report prepared by Chandler Asset Management for the funds invested by the City. As of June 30, 2017, the market value, including accrued interest on the Successor Agency's Local Agency Investment Fund (LAIF), was \$1,611,984.51 in comparison to \$2,609,921.68 at May 31, 2017. The Successor Agency to the Brea Redevelopment Agency has sufficient cash flow to meet its expected expenditures for the next six months.

The Successor Agency also has restricted (fiscal agent) cash and investment accounts related to its various bond reserve accounts which are managed by Chandler Asset Management. Attachment A includes a portfolio report from Chandler Asset Management for each bond reserve account that is invested. As of June 30, 2017, the market value of these funds, including short-term cash and accrued interest was \$27,625,229.60 as compared to \$27,613,635.86 as of May 31, 2017.

FISCAL IMPACT/SUMMARY

During the month of June, the total value of the Successor Agency to the Brea Redevelopment Agency's investment portfolio decreased by \$997,937.17 due to the annual Brea Mall payment. The total value of the restricted cash and investments increased by \$11,593.74 due to accrued interest.

RESPECTFULLY SUBMITTED:

William Gallardo, City Manager

Prepared by: Ana Conrique, Senior Accountant

Concurrence: Cindy Russell, Administrative Services Director

Attachments

Attachment A

Successor Agency to the Brea Redevelopment Agency
Cash and Investment Information
June 30, 2017

		Cost Value	Market Value*
Demand and Interest-Bearing Checking Accounts	Citizen's Bank	\$ 236,188.74	\$ 236,188.74
Local Agency Investment Fund	LAIF	\$ 1,605,981.51	\$ 1,611,984.51
<u>Fiscal Agent Cash & Investments</u>			
2003 Tax Allocation Bonds	Chandler/BNY	\$ 367,127.67	\$ 367,127.67
2004 Brea Public Financing Authority Lease Revenue Bond	Chandler/BNY	\$ 327,670.66	\$ 327,670.66
2011 Tax Allocation Bonds, Series A	Chandler/BNY	\$ 14,848,623.74	\$ 14,840,668.60
2011 Tax Allocation Bonds, Series B	Chandler/BNY	\$ 1,499,824.85	\$ 1,503,153.67
2013 Tax Allocation Bonds	Chandler/BNY	\$ 8,972,972.68	\$ 8,972,972.68
2016 Tax Allocation Refunding Bonds, Series A & B	Chandler/BNY	\$ 1,613,636.32	\$ 1,613,636.32
Sub-total - Fiscal Agent Cash & Investments		\$ 27,629,855.92	\$ 27,625,229.60
Grand Total		\$ 29,472,026.17	\$ 29,473,402.85

* Includes accrued interest on invested funds

Successor Agency to the Brea Redevelopment Agency Cash and Investment Information

June 30, 2017

Fiscal Agent Cash & Investments Detail		Cost Value	Market Value
	2003 Tax Allocation Bonds - CHANDLER	\$ -	\$ -
	Short-Term Treasury Funds - BNY	\$ 367,127.67	\$ 367,127.67
	Sub-total	\$ 367,127.67	\$ 367,127.67
	2004 Brea Public Financing Authority Lease Revenue Bond - CHANDLER	\$ -	\$ -
	Short-Term Treasury Funds - BNY	\$ 327,670.66	\$ 327,670.66
	Sub-total	\$ 327,670.66	\$ 327,670.66
10156	2011 Tax Allocation Bonds, Series A - CHANDLER	\$ 1,932,997.43	\$ 1,937,466.83
	Short-Term Treasury Funds - BNY	\$ 12,915,626.31	\$ 12,903,201.77
	Sub-total	\$ 14,848,623.74	\$ 14,840,668.60
10157	2011 Tax Allocation Bonds, Series B - CHANDLER	\$ 1,034,036.10	\$ 1,037,364.92
	Short-Term Treasury Funds - BNY	\$ 465,788.75	\$ 465,788.75
	Sub-total	\$ 1,499,824.85	\$ 1,503,153.67
	2013 Tax Allocation Bonds - CHANDLER	\$ -	\$ -
	Short-Term Treasury Funds - BNY	\$ 8,972,972.68	\$ 8,972,972.68
	Sub-total	\$ 8,972,972.68	\$ 8,972,972.68
	2016 Tax Allocation Refunding Bonds, Series A & B - CHANDLER	\$ -	\$ -
	Short-Term Treasury Funds - BNY	\$ 1,613,636.32	\$ 1,613,636.32
	Sub-total	\$ 1,613,636.32	\$ 1,613,636.32
Report Grand Total		\$ 27,629,855.92	\$ 27,625,229.60



PORTFOLIO CHARACTERISTICS

Average Duration	0.00
Average Coupon	1.01 %
Average Purchase YTM	1.01 %
Average Market YTM	1.01 %
Average S&P/Moody Rating	NR/NR
Average Final Maturity	0.00 yrs
Average Life	0.00 yrs

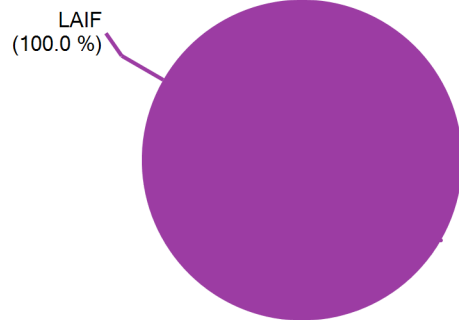
ACCOUNT SUMMARY

	Beg. Values as of 5/31/17	End Values as of 6/30/17
Market Value	2,605,982	1,605,982
Accrued Interest	3,940	6,003
Total Market Value	2,609,922	1,611,985
Income Earned	2,051	2,063
Cont/WD		-1,000,000
Par	2,605,982	1,605,982
Book Value	2,605,982	1,605,982
Cost Value	2,605,982	1,605,982

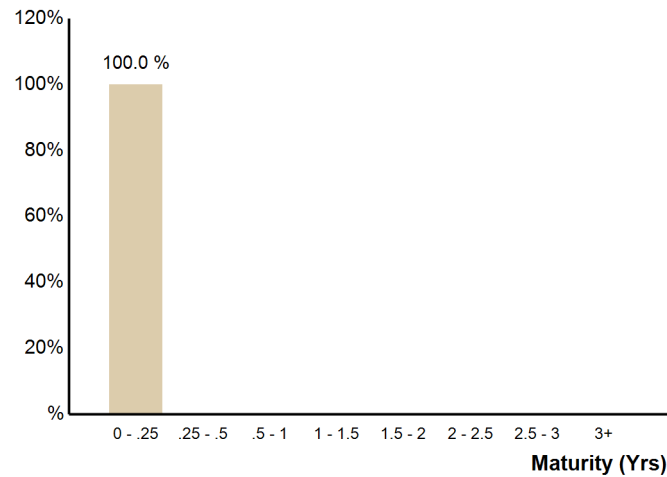
TOP ISSUERS

Issuer	% Portfolio
Local Agency Investment Fund	100.0 %
	100.0 %

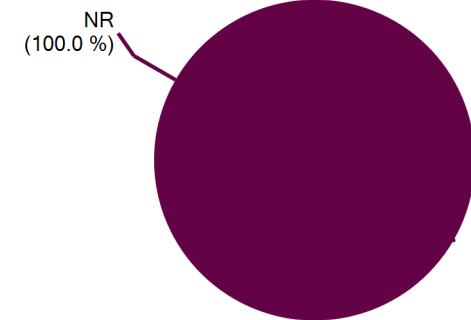
SECTOR ALLOCATION



MATURITY DISTRIBUTION



CREDIT QUALITY (S&P)





CUSIP	Security Description	Par Value/Units	Purchase Date Book Yield	Cost Value Book Value	Mkt Price Mkt YTM	Market Value Accrued Int.	% of Port. Gain/Loss	Moody/S&P Fitch	Maturity Duration
LAIF									
90LAIF\$00	Local Agency Investment Fund State Pool	1,605,981.51	Various 1.01 %	1,605,981.51 1,605,981.51	1.00 1.01 %	1,605,981.51 6,003.00	100.00 % 0.00	NR / NR NR	0.00 0.00
Total LAIF		1,605,981.51	1.01 %	1,605,981.51 1,605,981.51	1.01 %	1,605,981.51 6,003.00	100.00 % 0.00	NR / NR NR	0.00 0.00
TOTAL PORTFOLIO		1,605,981.51	1.01 %	1,605,981.51 1,605,981.51	1.01 %	1,605,981.51 6,003.00	100.00 % 0.00	NR / NR NR	0.00 0.00
TOTAL MARKET VALUE PLUS ACCRUED						1,611,984.51			



PORTFOLIO CHARACTERISTICS

Average Duration	2.73
Average Coupon	1.44 %
Average Purchase YTM	1.57 %
Average Market YTM	1.55 %
Average S&P/Moody Rating	AA+/Aaa
Average Final Maturity	2.82 yrs
Average Life	2.82 yrs

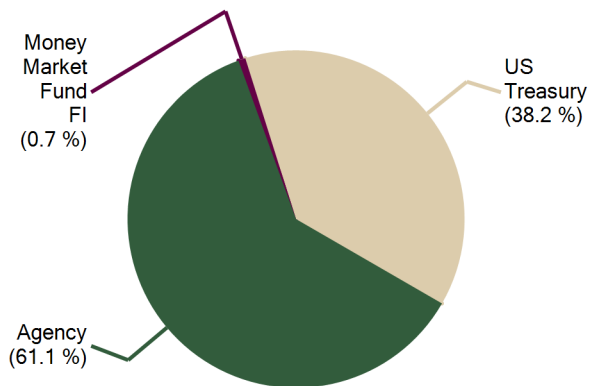
ACCOUNT SUMMARY

	Beg. Values as of 5/31/17	End Values as of 6/30/17
Market Value	1,933,219	1,930,232
Accrued Interest	6,062	7,235
Total Market Value	1,939,281	1,937,467
Income Earned	2,547	2,511
Cont/WD		0
Par	1,937,127	1,938,268
Book Value	1,931,660	1,932,997
Cost Value	1,925,497	1,926,638

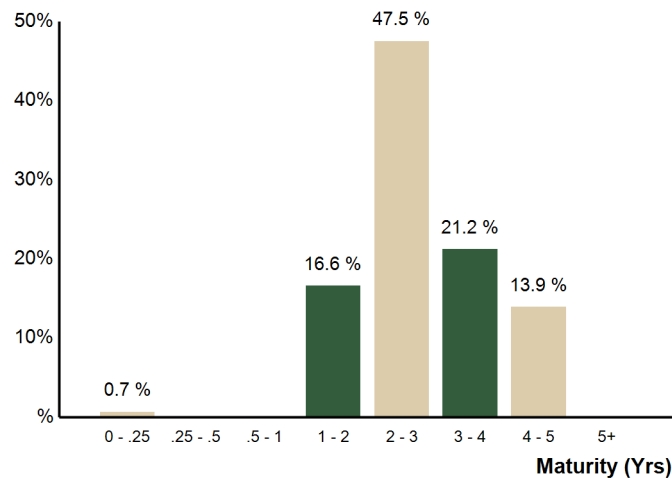
TOP ISSUERS

Issuer	% Portfolio
Government of United States	38.2 %
Federal National Mortgage Assoc	24.4 %
Federal Home Loan Bank	20.8 %
Federal Home Loan Mortgage Corp	16.0 %
AIM STIT-Treasury Portfolio	0.7 %
	100.0 %

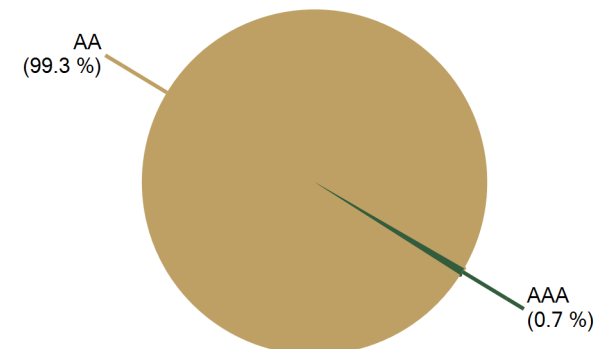
SECTOR ALLOCATION



MATURITY DISTRIBUTION



CREDIT QUALITY (S&P)



PERFORMANCE REVIEW

Total Rate of Return As of 6/30/2017	Current Month	Latest 3 Months	Year To Date	1 Yr	Annualized			7/31/2011	Since 7/31/2011
					3 Yrs	5 Yrs	10 Yrs		
2011A TABS, Successor Agency to the Brea Redevelopm	-0.09 %	0.51 %	0.94 %	-0.66 %	1.51 %	1.31 %	N/A	1.60 %	9.86 %
BAML 3-Month US Treasury Bill Index	0.08 %	0.20 %	0.30 %	0.49 %	0.23 %	0.17 %	N/A	0.16 %	0.93 %



Reconciliation Summary

As of 6/30/2017

BOOK VALUE RECONCILIATION		
Beginning Book Value		\$1,931,659.77
<u>Acquisition</u>		
+ Security Purchases	\$0.00	
+ Money Market Fund Purchases	\$1,140.61	
+ Money Market Contributions	\$0.00	
+ Security Contributions	\$0.00	
+ Security Transfers	\$0.00	
Total Acquisitions		\$1,140.61
<u>Dispositions</u>		
- Security Sales	\$0.00	
- Money Market Fund Sales	\$0.00	
- MMF Withdrawals	\$0.00	
- Security Withdrawals	\$0.00	
- Security Transfers	\$0.00	
- Other Dispositions	\$0.00	
- Maturities	\$0.00	
- Calls	\$0.00	
- Principal Paydowns	\$0.00	
Total Dispositions		\$0.00
<u>Amortization/Accretion</u>		
+/- Net Accretion	\$197.05	
		\$197.05
<u>Gain/Loss on Dispositions</u>		
+/- Realized Gain/Loss	\$0.00	
		\$0.00
Ending Book Value		\$1,932,997.43

CASH TRANSACTION SUMMARY		
BEGINNING BALANCE		\$12,127.01
<u>Acquisition</u>		
Contributions	\$0.00	
Security Sale Proceeds	\$0.00	
Accrued Interest Received	\$0.00	
Interest Received	\$1,137.50	
Dividend Received	\$3.11	
Principal on Maturities	\$0.00	
Interest on Maturities	\$0.00	
Calls/Redemption (Principal)	\$0.00	
Interest from Calls/Redemption	\$0.00	
Principal Paydown	\$0.00	
Total Acquisitions	\$1,140.61	
<u>Disposition</u>		
Withdrawals	\$0.00	
Security Purchase	\$0.00	
Accrued Interest Paid	\$0.00	
Total Dispositions	\$0.00	
Ending Book Value		\$13,267.62



Holdings Report

As of 6/30/17

CUSIP	Security Description	Par Value/Units	Purchase Date Book Yield	Cost Value Book Value	Mkt Price Mkt YTM	Market Value Accrued Int.	% of Port. Gain/Loss	Moody/S&P Fitch	Maturity Duration
AGENCY									
3135G0ZA4	FNMA Note 1.875% Due 2/19/2019	170,000.00	03/18/2014 1.69 %	171,509.60 170,502.08	100.77 1.39 %	171,316.82 1,168.75	8.90 % 814.74	Aaa / AA+ AAA	1.64 1.60
3137EADK2	FHLMC Note 1.25% Due 8/1/2019	175,000.00	09/09/2014 1.84 %	170,220.75 172,963.60	99.60 1.44 %	174,301.40 911.46	9.04 % 1,337.80	Aaa / AA+ AAA	2.09 2.04
3135G0ZG1	FNMA Note 1.75% Due 9/12/2019	150,000.00	11/17/2014 1.77 %	149,848.50 149,930.84	100.60 1.47 %	150,896.85 794.79	7.83 % 966.01	Aaa / AA+ AAA	2.20 2.14
3137EADM8	FHLMC Note 1.25% Due 10/2/2019	135,000.00	03/25/2015 1.40 %	134,107.65 134,555.18	99.45 1.50 %	134,257.37 417.19	6.95 % (297.81)	Aaa / AA+ AAA	2.26 2.21
313383HU8	FHLB Note 1.75% Due 6/12/2020	130,000.00	06/26/2015 1.87 %	129,282.40 129,573.01	100.34 1.63 %	130,441.61 120.07	6.74 % 868.60	Aaa / AA+ NR	2.95 2.86
3130A7CV5	FHLB Note 1.375% Due 2/18/2021	150,000.00	03/11/2016 1.64 %	148,140.00 148,629.26	98.92 1.68 %	148,384.80 761.98	7.70 % (244.46)	Aaa / AA+ AAA	3.64 3.51
3130A8QS5	FHLB Note 1.125% Due 7/14/2021	125,000.00	10/27/2016 1.41 %	123,377.50 123,609.56	97.44 1.79 %	121,796.75 652.34	6.32 % (1,812.81)	Aaa / AA+ AAA	4.04 3.90
3135G0Q89	FNMA Note 1.375% Due 10/7/2021	150,000.00	10/27/2016 1.50 %	149,086.50 149,211.00	98.20 1.82 %	147,293.40 481.25	7.63 % (1,917.60)	Aaa / AA+ AAA	4.27 4.11
Total Agency		1,185,000.00	1.65 %	1,175,572.90 1,178,974.53	1.58 %	1,178,689.00 5,307.83	61.11 % (285.53)	Aaa / AA+ AAA	2.82 2.73
MONEY MARKET FUND FI									
825252109	Invesco Treasury MMFD Private Class	13,267.62	Various 0.11 %	13,267.62 13,267.62	1.00 0.11 %	13,267.62 0.00	0.68 % 0.00	Aaa / AAA AAA	0.00 0.00
Total Money Market Fund FI		13,267.62	0.11 %	13,267.62 13,267.62	0.11 %	13,267.62 0.00	0.68 % 0.00	Aaa / AAA AAA	0.00 0.00
US TREASURY									
912828SX9	US Treasury Note 1.125% Due 5/31/2019	150,000.00	Various 1.64 %	146,388.78 148,588.66	99.54 1.37 %	149,302.80 142.93	7.71 % 714.14	Aaa / AA+ AAA	1.92 1.89
912828UQ1	US Treasury Note 1.25% Due 2/29/2020	165,000.00	Various 1.42 %	163,694.10 164,285.11	99.35 1.50 %	163,930.14 689.37	8.50 % (354.97)	Aaa / AA+ AAA	2.67 2.60
912828UV0	US Treasury Note 1.125% Due 3/31/2020	165,000.00	05/07/2015 1.57 %	161,584.54 163,083.22	98.96 1.51 %	163,291.92 466.60	8.45 % 208.70	Aaa / AA+ AAA	2.75 2.69
912828WC0	US Treasury Note 1.75% Due 10/31/2020	150,000.00	Various 1.61 %	150,973.16 150,664.90	100.42 1.62 %	150,632.86 442.26	7.80 % (32.04)	Aaa / AA+ AAA	3.34 3.22



Holdings Report

As of 6/30/17

CUSIP	Security Description	Par Value/Units	Purchase Date Book Yield	Cost Value Book Value	Mkt Price Mkt YTM	Market Value Accrued Int.	% of Port. Gain/Loss	Moody/S&P Fitch	Maturity Duration
US TREASURY									
912828WN6	US Treasury Note 2% Due 5/31/2021	110,000.00	07/11/2016 1.01 %	115,156.62 114,133.39	101.02 1.73 %	111,117.16 186.34	5.74 % (3,016.23)	Aaa / AA+ AAA	3.92 3.75
Total US Treasury		740,000.00	1.47 %	737,797.20 740,755.28	1.53 %	738,274.88 1,927.50	38.20 % (2,480.40)	Aaa / AA+ AAA	2.86 2.78
TOTAL PORTFOLIO		1,938,267.62	1.57 %	1,926,637.72 1,932,997.43	1.55 %	1,930,231.50 7,235.33	100.00 % (2,765.93)	Aaa / AA+ AAA	2.82 2.73
TOTAL MARKET VALUE PLUS ACCRUED						1,937,466.83			



PORTFOLIO CHARACTERISTICS

Average Duration	2.75
Average Coupon	1.46 %
Average Purchase YTM	1.61 %
Average Market YTM	1.56 %
Average S&P/Moody Rating	AA+/Aaa
Average Final Maturity	2.84 yrs
Average Life	2.83 yrs

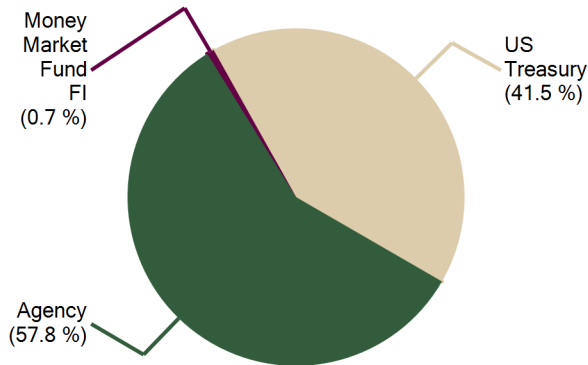
ACCOUNT SUMMARY

	Beg. Values as of 5/31/17	End Values as of 6/30/17
Market Value	1,035,218	1,033,641
Accrued Interest	3,175	3,724
Total Market Value	1,038,393	1,037,365
Income Earned	1,392	1,370
Cont/WD		0
Par	1,036,572	1,037,273
Book Value	1,033,215	1,034,036
Cost Value	1,029,480	1,030,182

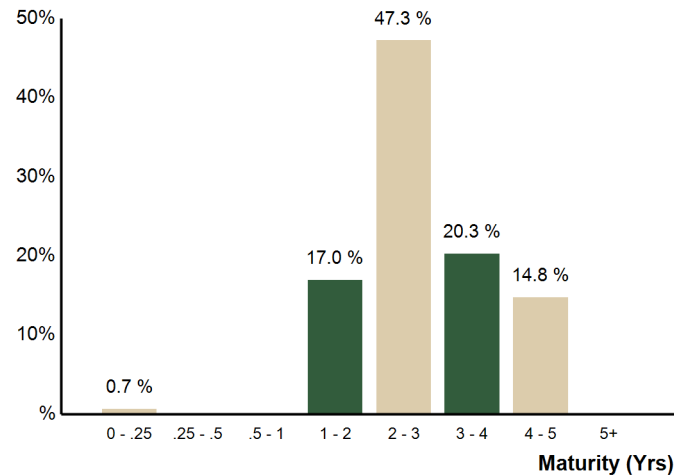
TOP ISSUERS

Issuer	% Portfolio
Government of United States	41.5 %
Federal National Mortgage Assoc	20.8 %
Federal Home Loan Bank	20.6 %
Federal Home Loan Mortgage Corp	16.4 %
Fidelity Govt. Money Market Fun	0.7 %
	100.0 %

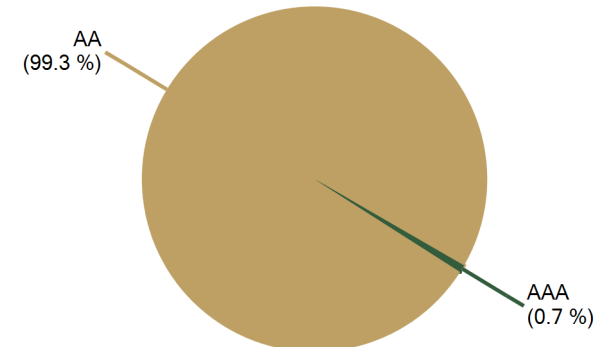
SECTOR ALLOCATION



MATURITY DISTRIBUTION



CREDIT QUALITY (S&P)



PERFORMANCE REVIEW

Total Rate of Return As of 6/30/2017	Current Month	Latest 3 Months	Year To Date	1 Yr	Annualized				Since 7/31/2011
					3 Yrs	5 Yrs	10 Yrs	7/31/2011	
Brea 2011B TABS Reserve Account, Successor Agency	-0.10 %	0.51 %	0.94 %	-0.57 %	1.55 %	1.32 %	N/A	1.58 %	9.75 %
BAML 3-Month US Treasury Bill Index	0.08 %	0.20 %	0.30 %	0.49 %	0.23 %	0.17 %	N/A	0.16 %	0.93 %



Reconciliation Summary

As of 6/30/2017

BOOK VALUE RECONCILIATION	
Beginning Book Value	\$1,033,214.82
<u>Acquisition</u>	
+ Security Purchases \$0.00	
+ Money Market Fund Purchases \$701.57	
+ Money Market Contributions \$0.00	
+ Security Contributions \$0.00	
+ Security Transfers \$0.00	
Total Acquisitions	\$701.57
<u>Dispositions</u>	
- Security Sales \$0.00	
- Money Market Fund Sales \$0.00	
- MMF Withdrawals \$0.00	
- Security Withdrawals \$0.00	
- Security Transfers \$0.00	
- Other Dispositions \$0.00	
- Maturities \$0.00	
- Calls \$0.00	
- Principal Paydowns \$0.00	
Total Dispositions	\$0.00
<u>Amortization/Accretion</u>	
+/- Net Accretion \$119.71	
	\$119.71
<u>Gain/Loss on Dispositions</u>	
+/- Realized Gain/Loss \$0.00	
	\$0.00
Ending Book Value	\$1,034,036.10

CASH TRANSACTION SUMMARY	
BEGINNING BALANCE	\$6,571.64
<u>Acquisition</u>	
Contributions \$0.00	
Security Sale Proceeds \$0.00	
Accrued Interest Received \$0.00	
Interest Received \$700.00	
Dividend Received \$1.57	
Principal on Maturities \$0.00	
Interest on Maturities \$0.00	
Calls/Redemption (Principal) \$0.00	
Interest from Calls/Redemption \$0.00	
Principal Paydown \$0.00	
Total Acquisitions	\$701.57
<u>Disposition</u>	
Withdrawals \$0.00	
Security Purchase \$0.00	
Accrued Interest Paid \$0.00	
Total Dispositions	\$0.00
Ending Book Value	\$7,273.21



CUSIP	Security Description	Par Value/Units	Purchase Date Book Yield	Cost Value Book Value	Mkt Price Mkt YTM	Market Value Accrued Int.	% of Port. Gain/Loss	Moody/S&P Fitch	Maturity Duration
AGENCY									
3135G0ZA4	FNMA Note 1.875% Due 2/19/2019	90,000.00	03/18/2014 1.69 %	90,799.20 90,265.81	100.77 1.39 %	90,697.14 618.75	8.80 % 431.33	Aaa / AA+ AAA	1.64 1.60
3137EADK2	FHLMC Note 1.25% Due 8/1/2019	95,000.00	09/09/2014 1.84 %	92,405.55 93,894.53	99.60 1.44 %	94,620.76 494.79	9.17 % 726.23	Aaa / AA+ AAA	2.09 2.04
3135G0ZG1	FNMA Note 1.75% Due 9/12/2019	65,000.00	11/17/2014 1.77 %	64,934.35 64,970.03	100.60 1.47 %	65,388.64 344.41	6.34 % 418.61	Aaa / AA+ AAA	2.20 2.14
3137EADM8	FHLMC Note 1.25% Due 10/2/2019	75,000.00	03/25/2015 1.40 %	74,504.25 74,752.88	99.45 1.50 %	74,587.43 231.77	7.21 % (165.45)	Aaa / AA+ AAA	2.26 2.21
313383HU8	FHLB Note 1.75% Due 6/12/2020	80,000.00	06/26/2015 1.87 %	79,558.40 79,737.24	100.34 1.63 %	80,271.76 73.89	7.75 % 534.52	Aaa / AA+ NR	2.95 2.86
3130A7CV5	FHLB Note 1.375% Due 2/18/2021	85,000.00	03/11/2016 1.64 %	83,946.00 84,223.25	98.92 1.68 %	84,084.72 431.79	8.15 % (138.53)	Aaa / AA+ AAA	3.64 3.51
3130A8QS5	FHLB Note 1.125% Due 7/14/2021	50,000.00	10/27/2016 1.41 %	49,351.00 49,443.82	97.44 1.79 %	48,718.70 260.94	4.72 % (725.12)	Aaa / AA+ AAA	4.04 3.90
3135G0Q89	FNMA Note 1.375% Due 10/7/2021	60,000.00	10/27/2016 1.50 %	59,634.60 59,684.40	98.20 1.82 %	58,917.36 192.50	5.70 % (767.04)	Aaa / AA+ AAA	4.27 4.11
Total Agency		600,000.00	1.66 %	595,133.35 596,971.96	1.57 %	597,286.51 2,648.84	57.83 % 314.55	Aaa / AA+ AAA	2.76 2.68
MONEY MARKET FUND FI									
316175108	Fidelity Institutional Govt Money Market Fund	7,273.21	Various 0.81 %	7,273.21 7,273.21	1.00 0.81 %	7,273.21 0.00	0.70 % 0.00	Aaa / AAA NR	0.00 0.00
Total Money Market Fund FI		7,273.21	0.81 %	7,273.21 7,273.21	0.81 %	7,273.21 0.00	0.70 % 0.00	Aaa / AAA NR	0.00 0.00
US TREASURY									
912828SX9	US Treasury Note 1.125% Due 5/31/2019	85,000.00	06/17/2014 1.75 %	82,493.45 84,030.93	99.54 1.37 %	84,604.92 80.99	8.16 % 573.99	Aaa / AA+ AAA	1.92 1.89
912828UQ1	US Treasury Note 1.25% Due 2/29/2020	90,000.00	Various 1.41 %	89,314.17 89,620.55	99.35 1.50 %	89,416.44 376.02	8.66 % (204.11)	Aaa / AA+ AAA	2.67 2.60
912828UV0	US Treasury Note 1.125% Due 3/31/2020	85,000.00	05/07/2015 1.57 %	83,240.52 84,012.57	98.96 1.51 %	84,120.08 240.37	8.13 % 107.51	Aaa / AA+ AAA	2.75 2.69
912828WC0	US Treasury Note 1.75% Due 10/31/2020	75,000.00	11/04/2015 1.63 %	75,416.27 75,278.27	100.42 1.62 %	75,316.43 221.13	7.28 % 38.16	Aaa / AA+ AAA	3.34 3.22
912828WN6	US Treasury Note 2% Due 5/31/2021	50,000.00	07/11/2016 1.01 %	52,343.92 51,878.81	101.02 1.73 %	50,507.80 84.70	4.88 % (1,371.01)	Aaa / AA+ AAA	3.92 3.75



CUSIP	Security Description	Par Value/Units	Purchase Date Book Yield	Cost Value Book Value	Mkt Price Mkt YTM	Market Value Accrued Int.	% of Port. Gain/Loss	Moody/S&P Fitch	Maturity Duration
US TREASURY									
912828G53	US Treasury Note 1.875% Due 11/30/2021	45,000.00	01/18/2017 1.89 %	44,966.75 44,969.80	100.26 1.81 %	45,116.01 71.47	4.36 % 146.21	Aaa / AA+ AAA	4.42 4.22
Total US Treasury		430,000.00	1.55 %	427,775.08 429,790.93	1.56 %	429,081.68 1,074.68	41.47 % (709.25)	Aaa / AA+ AAA	2.99 2.89
TOTAL PORTFOLIO		1,037,273.21	1.61 %	1,030,181.64 1,034,036.10	1.56 %	1,033,641.40 3,723.52	100.00 % (394.70)	Aaa / AA+ AAA	2.84 2.75
TOTAL MARKET VALUE PLUS ACCRUED						1,037,364.92			

City of Brea

COUNCIL COMMUNICATION

FROM: Bill Gallardo, City Manager

DATE: 08/01/2017

SUBJECT: Successor Agency Outgoing Payment Log and July 28, 2017 Check Register -
Receive and File.

Attachments

SA Outgoing Payment Log
07-28-17 SA Check Register

Successor Agency to the Brea Redevelopment Agency
Outgoing Payment Log
June 2017

Effective Date	Vendor	Description	Amount
<u>Electronic payments</u>			
6/16/2017	County of Orange	Gateway Center payoff	\$ 7,816,823.00
6/30/2017	The Retail Property Trust	Brea Mall OPA payment	1,538,568.00
			<u>\$ 9,355,391.00</u>

Successor Agency Check Register for: Jul 28, 2017

Check #	Vendor Name	Check Date	Vendor #	Budget Unit	Description	Amount
2471	BANDERA ESTATES	07/28/2017	3121	511626224	SENIOR SUBSIDY AUG17	\$1,270.00
BANDERA ESTATES					Total Check Amount:	\$1,270.00
2472	THE BANK OF NEW YORK MELLON	07/28/2017	4202	813000000	2003 TAX ALLOC BONDS	\$2,565.20
	THE BANK OF NEW YORK MELLON	07/28/2017	4202	813000000	2011 TAX ALLOC BONDS	\$5,183.40
THE BANK OF NEW YORK MELLON					Total Check Amount:	\$7,748.60
2473	MEHRAB BEHVANDI	07/28/2017	4277	511626224	SENIOR RUBSIDY AUG17	\$254.00
MEHRAB BEHVANDI					Total Check Amount:	\$254.00
2474	BREA WOODS SENIOR APARTMENTS	07/28/2017	1955	511626224	SENIOR RUBSIDY AUG17	\$508.00
BREA WOODS SENIOR APARTMENTS					Total Check Amount:	\$508.00
2475	BROOKDALE - BREA	07/28/2017	4623	511626224	SENIOR RUBSIDY AUG17	\$254.00
BROOKDALE - BREA					Total Check Amount:	\$254.00
2476	CITY OF BREA	07/28/2017	1003	511	REIMB COSTS 16/17 JUN	\$22,351.68
CITY OF BREA					Total Check Amount:	\$22,351.68
2477	HERITAGE PLAZA APARTMENTS	07/28/2017	1917	511626224	SENIOR RUBSIDY AUG17	\$1,016.00
HERITAGE PLAZA APARTMENTS					Total Check Amount:	\$1,016.00
2478	HOLLYDALE MOBILE ESTATES	07/28/2017	4250	511626224	SENIOR RUBSIDY AUG17	\$254.00
HOLLYDALE MOBILE ESTATES					Total Check Amount:	\$254.00
2479	HOLLYDALE MOBILE ESTATES	07/28/2017	4577	511626224	SENIOR RUBSIDY AUG17	\$254.00
HOLLYDALE MOBILE ESTATES					Total Check Amount:	\$254.00
2480	KEYSER MARSTON ASSOCIATES, INC.	07/28/2017	2005	511000000	GTWYCTR LSE/BO JUN17	\$1,080.00
KEYSER MARSTON ASSOCIATES, INC.					Total Check Amount:	\$1,080.00
2481	LAKE PARK BREA	07/28/2017	2433	511626224	SENIOR RUBSIDY AUG17	\$2,794.00
LAKE PARK BREA					Total Check Amount:	\$2,794.00
2482	ORANGE VILLA SENIOR APARTMENTS	07/28/2017	2132	511626224	SENIOR RUBSIDY AUG17	\$254.00
ORANGE VILLA SENIOR APARTMENTS					Total Check Amount:	\$254.00
2483	VINTAGE CANYON SENIOR APARTMENTS	07/28/2017	4081	511626224	SENIOR RUBSIDY AUG17	\$1,270.00
VINTAGE CANYON SENIOR APARTMENTS					Total Check Amount:	\$1,270.00

Overall - Total \$39,308.28